

PORT AUTHORITY TRANS-HUDSON CORPORATION  
TWO MONTGOMERY STREET - 1st FLOOR  
JERSEY CITY, NJ 07302

December 3, 2018

**ADDENDUM NO. 6**

TO PROSPECTIVE BIDDERS ON CONTRACT **PAT-774.176** – HARRISON CAR  
MAINTENANCE FACILITY – REPLACEMENT OF HCMF TRACK SLAB AND  
REHABILITATION OF PARKING LOTS AND ROAD PAVEMENT

The following changes are hereby made in the Contract Documents for the subject Contract.

This communication should be physically annexed to back cover of the book and initialed by  
each bidder before submitting his bid.

In case any bidder fails to conform to these instructions, his Bid will nevertheless be construed as  
though this communication had been so physically annexed and initialed.

CHANGES TO THE CONTRACT DRAWINGS

- Dwg. C101 - Immediately following the end of 3.01, insert the following new note:  
"4. TRACKWORK
- 4.01 PATH SHALL PROVIDE POWER AND SIGNAL  
REMOVAL, DISCONNECTIONS AND  
RECONNECTIONS."
- Dwg. C115 - Revise the drawing as shown on Sketch SK-C115 which is  
attached hereto and made a part hereof.
- Dwg. C125 - Revise the drawing as shown on Sketches SK-C125A and SK-C125B  
which are attached hereto and made a part hereof.
- Dwg. C151 - Make the following changes:
- A. Revise the drawing as shown on Sketch SK-C151 which is  
attached hereto and made a part hereof.
- B. Delete Notes 2 and 3 in their entireties and substitute therefor the  
following:
- "2. CONTRACTOR SHALL FURNISH AND INSTALL ALL  
TRACK MATERIALS TO 4 TIES BEYOND THE LIMITS OF  
CROSSING ON EACH END.
3. EXISTING RAIL IS 115 LB. UNLESS OTHERWISE FIELD  
VERIFIED."

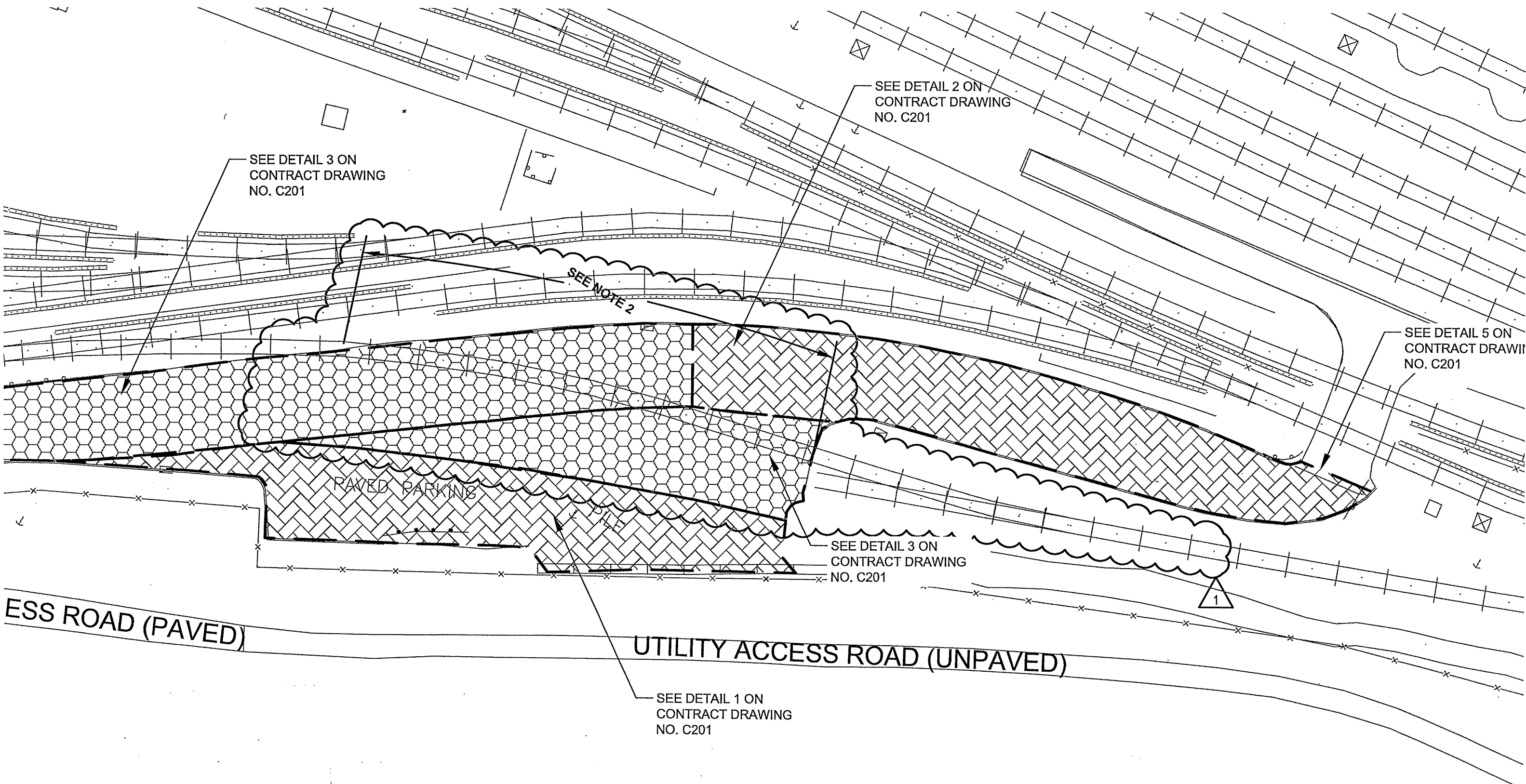
- Dwg. C203 - Revise the drawing as shown on Sketch SK-C203 which is attached hereto and made a part hereof.
- Dwg. E113 - Revise the drawing as shown on Sketch SK-E113 which is attached hereto and made a part hereof.
- Dwg. E119 - Revise the drawing as shown on Sketch SK-E119 which is attached hereto and made a part hereof.

**PORT AUTHORITY TRANS-HUDSON CORPORATION**

James Starace, P.E.  
Chief Engineer/Director  
The Port Authority of New York and New Jersey

INITIALED BY THE BIDDER:

---



SEE DETAIL 3 ON  
CONTRACT DRAWING  
NO. C201

SEE DETAIL 2 ON  
CONTRACT DRAWING  
NO. C201

SEE NOTE 2

SEE DETAIL 5 ON  
CONTRACT DRAWING  
NO. C201

PAVED PARKING

SEE DETAIL 3 ON  
CONTRACT DRAWING  
NO. C201

ESS ROAD (PAVED)

UTILITY ACCESS ROAD (UNPAVED)

SEE DETAIL 1 ON  
CONTRACT DRAWING  
NO. C201

TRACK (SEE REFERENCE DOCUMENTS: CONTRACT No PAT-150.140A DRAWING C91)

TRACK (SEE REFERENCE DOCUMENTS: CONTRACT No PAT-150.140A DRAWING C91)

MILL PAVEMENT BELOW FINISH GRADE

PT-39

PT-40

PT-41

PT-34

PAVED PARKING

#10 - 4.25"

PT-38

PT-37

LIMIT OF TRACK REMOVAL

PT-36

PT-35

1

(PAVED)


UTILITY ACCESS ROAD (UNPAVED)

MILL PAVEMENT BELOW FINISH GRADE

N-695

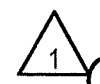
POINT	NORTHING	EASTING
PT-29	695022.119	591556.193
PT-30	695032.584	591552.042
PT-31	695092.513	591612.727
PT-32	695097.935	591619.576
PT-33	695124.451	591656.227
PT-34	695168.062	591714.922
PT-35	695234.612	591869.478
PT-36	695243.238	591871.123
PT-37	695259.928	591865.316
PT-38	695268.795	591865.194
PT-39	695272.353	591810.240

1



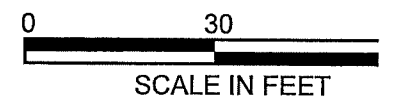
UTILITY ACCESS ROAD (UNPAVED)

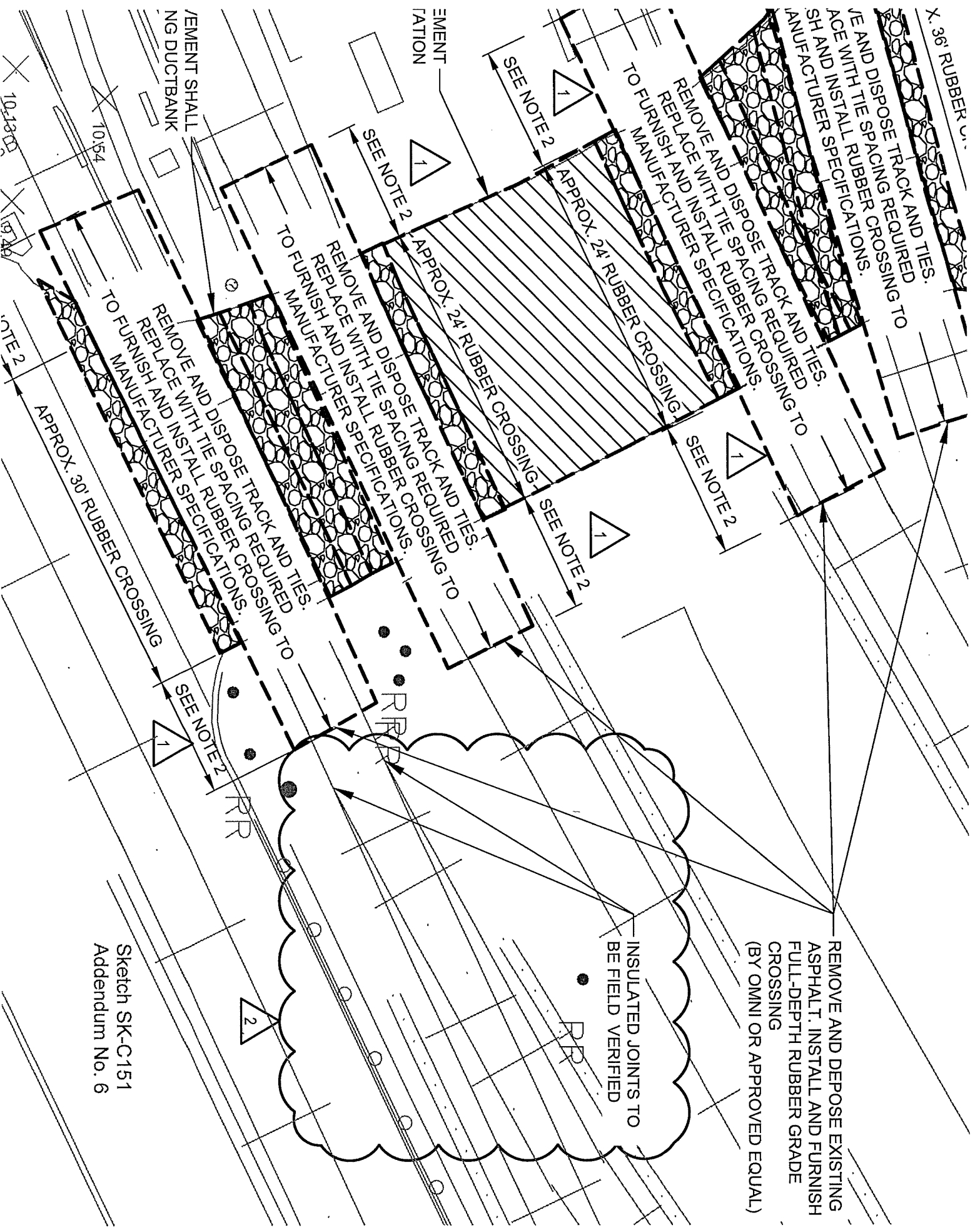
SEE DETAIL 1 ON  
CONTRACT DRAWING  
NO. C201



**NOTE:**

1. SEE CONTRACT DRAWINGS NO. C201 AND C202 FOR PAVEMENT REHABILITATION DETAILS.
2. CONTRACTOR SHALL FURNISH AND INSTALL ALL TRACK MATERIALS IN KIND TO THE NEAREST JOINT BEYOND ROADWAY. CONSTRUCT TRACK IN ACCORDANCE WITH THE TYPE II TRACK REQUIREMENTS AS SPECIFIED IN SECTION 341111.





REMOVE AND DEPOSE EXISTING ASPHALT. INSTALL AND FURNISH FULL-DEPTH RUBBER GRADE CROSSING (BY OMNI OR APPROVED EQUAL)

INSULATED JOINTS TO BE FIELD VERIFIED

Sketch SK-C151  
Addendum No. 6

10,130.0  
10,554  
ELEMENT SHALL BE IN DUCT BANK

NOTE 2

SEE NOTE 2

SEE NOTE 2

SEE NOTE 2

SEE NOTE 2

SEE NOTE 2

NOTE 2

TO REMOVE AND DISPOSE TRACK AND TIES. REPLACE WITH TIE SPACING REQUIRED TO FURNISH AND INSTALL SPECIFICATIONS.

TO REMOVE AND DISPOSE TRACK AND TIES. REPLACE WITH TIE SPACING REQUIRED TO FURNISH AND INSTALL SPECIFICATIONS.

TO REMOVE AND DISPOSE TRACK AND TIES. REPLACE WITH TIE SPACING REQUIRED TO FURNISH AND INSTALL SPECIFICATIONS.

TO REMOVE AND DISPOSE TRACK AND TIES. REPLACE WITH TIE SPACING REQUIRED TO FURNISH AND INSTALL SPECIFICATIONS.

TO REMOVE AND DISPOSE TRACK AND TIES. REPLACE WITH TIE SPACING REQUIRED TO FURNISH AND INSTALL SPECIFICATIONS.

TO REMOVE AND DISPOSE TRACK AND TIES. REPLACE WITH TIE SPACING REQUIRED TO FURNISH AND INSTALL SPECIFICATIONS.

TO REMOVE AND DISPOSE TRACK AND TIES. REPLACE WITH TIE SPACING REQUIRED TO FURNISH AND INSTALL SPECIFICATIONS.

TO REMOVE AND DISPOSE TRACK AND TIES. REPLACE WITH TIE SPACING REQUIRED TO FURNISH AND INSTALL SPECIFICATIONS.

TO REMOVE AND DISPOSE TRACK AND TIES. REPLACE WITH TIE SPACING REQUIRED TO FURNISH AND INSTALL SPECIFICATIONS.

TO REMOVE AND DISPOSE TRACK AND TIES. REPLACE WITH TIE SPACING REQUIRED TO FURNISH AND INSTALL SPECIFICATIONS.

TO REMOVE AND DISPOSE TRACK AND TIES. REPLACE WITH TIE SPACING REQUIRED TO FURNISH AND INSTALL SPECIFICATIONS.

TO REMOVE AND DISPOSE TRACK AND TIES. REPLACE WITH TIE SPACING REQUIRED TO FURNISH AND INSTALL SPECIFICATIONS.

REMOVE AND DISPOSE TRACK AND TIES. REPLACE WITH TIE SPACING REQUIRED TO FURNISH AND INSTALL SPECIFICATIONS.

REMOVE AND DISPOSE TRACK AND TIES. REPLACE WITH TIE SPACING REQUIRED TO FURNISH AND INSTALL SPECIFICATIONS.

REMOVE AND DISPOSE TRACK AND TIES. REPLACE WITH TIE SPACING REQUIRED TO FURNISH AND INSTALL SPECIFICATIONS.

REMOVE AND DISPOSE TRACK AND TIES. REPLACE WITH TIE SPACING REQUIRED TO FURNISH AND INSTALL SPECIFICATIONS.

REMOVE AND DISPOSE TRACK AND TIES. REPLACE WITH TIE SPACING REQUIRED TO FURNISH AND INSTALL SPECIFICATIONS.

REMOVE AND DISPOSE TRACK AND TIES. REPLACE WITH TIE SPACING REQUIRED TO FURNISH AND INSTALL SPECIFICATIONS.

REMOVE AND DISPOSE TRACK AND TIES. REPLACE WITH TIE SPACING REQUIRED TO FURNISH AND INSTALL SPECIFICATIONS.

REMOVE AND DISPOSE TRACK AND TIES. REPLACE WITH TIE SPACING REQUIRED TO FURNISH AND INSTALL SPECIFICATIONS.

REMOVE AND DISPOSE TRACK AND TIES. REPLACE WITH TIE SPACING REQUIRED TO FURNISH AND INSTALL SPECIFICATIONS.

REMOVE AND DISPOSE TRACK AND TIES. REPLACE WITH TIE SPACING REQUIRED TO FURNISH AND INSTALL SPECIFICATIONS.

REMOVE AND DISPOSE TRACK AND TIES. REPLACE WITH TIE SPACING REQUIRED TO FURNISH AND INSTALL SPECIFICATIONS.

REMOVE AND DISPOSE TRACK AND TIES. REPLACE WITH TIE SPACING REQUIRED TO FURNISH AND INSTALL SPECIFICATIONS.

REMOVE AND DISPOSE TRACK AND TIES. REPLACE WITH TIE SPACING REQUIRED TO FURNISH AND INSTALL SPECIFICATIONS.

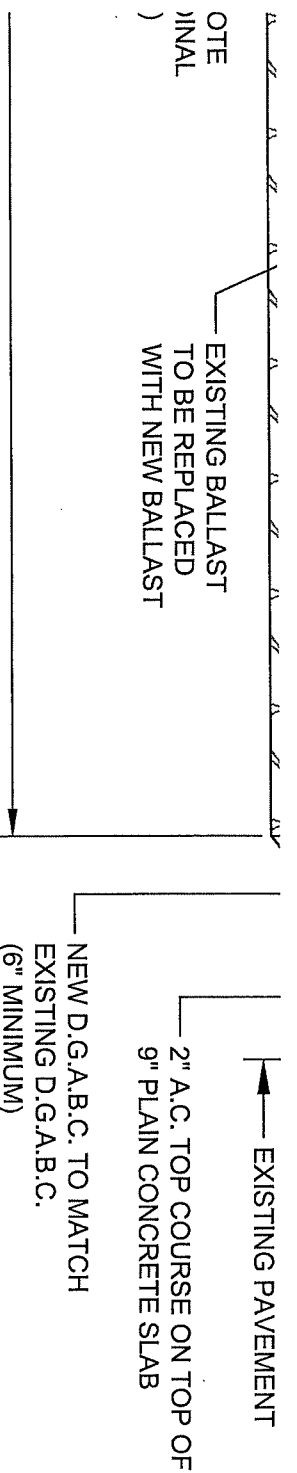
REMOVE AND DISPOSE TRACK AND TIES. REPLACE WITH TIE SPACING REQUIRED TO FURNISH AND INSTALL SPECIFICATIONS.

REMOVE AND DISPOSE TRACK AND TIES. REPLACE WITH TIE SPACING REQUIRED TO FURNISH AND INSTALL SPECIFICATIONS.

REMOVE AND DISPOSE TRACK AND TIES. REPLACE WITH TIE SPACING REQUIRED TO FURNISH AND INSTALL SPECIFICATIONS.

REMOVE AND DISPOSE TRACK AND TIES. REPLACE WITH TIE SPACING REQUIRED TO FURNISH AND INSTALL SPECIFICATIONS.

REMOVE AND DISPOSE TRACK AND TIES. REPLACE WITH TIE SPACING REQUIRED TO FURNISH AND INSTALL SPECIFICATIONS.

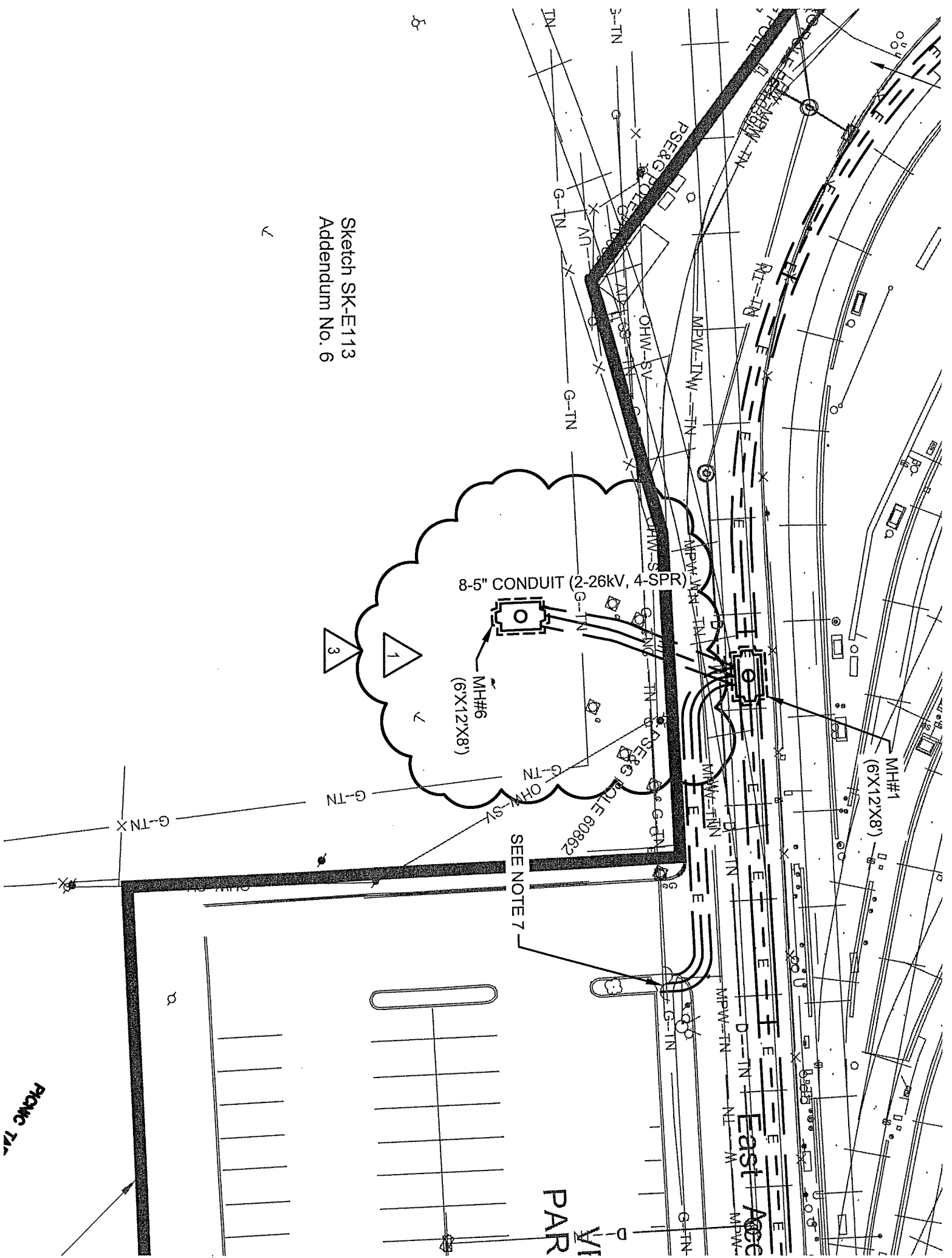


**NOTES:**

1. SEE CONTRACT DRAWING NO. C151 FOR FULL DEPTH PAVEMENT LIMITS AT GRADE CROSSING.
2. CONTRACTOR TO FURNISH AND INSTALL ALL GRADE CROSSING AND TRACK MATERIALS.
3. CONSTRUCT TRACK AS SHOWN ON THIS DRAWING AND IN ACCORDANCE WITH THE TYPE II TRACK REQUIREMENTS AS SPECIFIED IN SECTION 341111. TRACK SHALL BE CUT-SPIKE ON AREMA TIE PLATES; BOX ANCHOR ALL TIES WITHIN THE CROSSING.
4. CONTRACTOR SHALL FURNISH AND INSTALL ALL TRACK MATERIALS TO 4 TIES BEYOND THE LIMITS OF CROSSING ON EACH END.
5. FURNISH AND INSTALL INSULATED JOINTS AS PER SPECIFICATION 341111.
6. REMOVE AND DISPOSE EXISTING RESTRAINING RAIL AND METAL FLANGEWAY WITHIN THE LIMITS OF THE GRADE CROSSING.
7. JOINTS SHALL BE JOINTED BARS UNLESS OTHERWISE FIELD VERIFIED.



Sketch SK-C203  
Addendum No. 6



Sketch SK-E113  
 Addendum No. 6

7

SEE NOTE 7

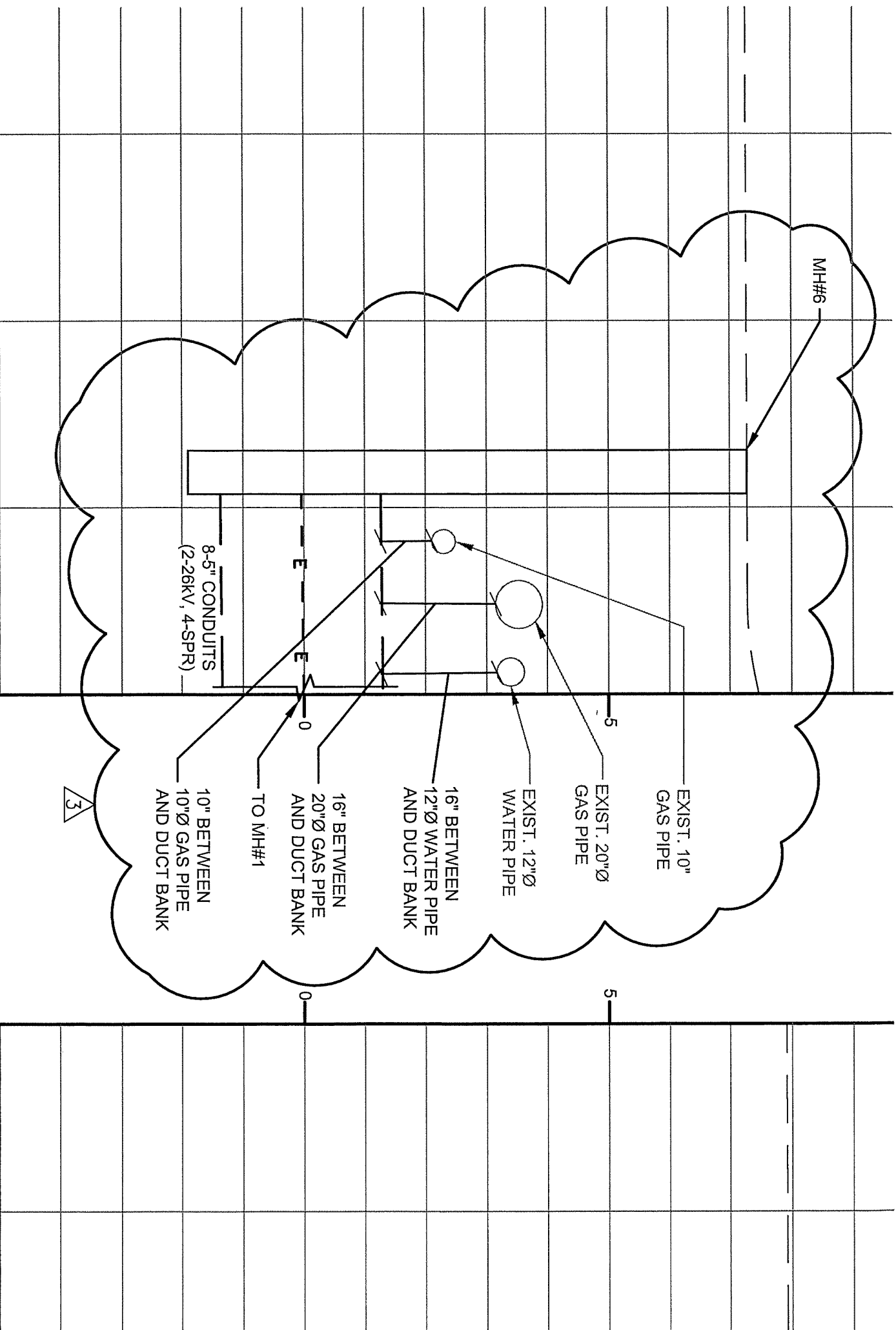
PAR

East APC

Rocky Top



- BANK PROFILE  
; TO MH#1



Sketch SK-E119  
Addendum No. 6

