

VEHICULAR SIZE LIMITATIONS

Height Limits

| | |
|--------------------------|------------------|
| George Washington Bridge | |
| Lower Level* | 13 feet 6 inches |
| George Washington Bridge | |
| Upper Level* | 13 feet 6 inches |
| Lincoln Tunnel* | 13 feet |
| Holland Tunnel* | 12 feet 6 inches |
| Goethals Bridge | 13 feet 6 inches |
| Outerbridge Crossing | 13 feet 6 inches |
| Bayonne Bridge* | 13 feet 6 inches |

If you are uncertain of the height of your vehicle, avoid problems - USE A BRIDGE.

Width Limits

*Overall body widths for vehicles **without** safety devices:*

| | |
|--------------------------|-----------------|
| George Washington Bridge | 10 feet |
| Lincoln Tunnel* | 8 feet 6 inches |
| Holland Tunnel* | 8 feet |
| Goethals Bridge | 8 feet 6 inches |
| Outerbridge Crossing | 8 feet 6 inches |
| Bayonne Bridge* | 8 feet 6 inches |

*Operators of vehicles **with** safety devices should refer to our website at:*
www.panynj.gov/truckers-resources
for further information.

Oversized Vehicles

All oversize vehicles must have a Port Authority Police escort. Operators of oversized vehicles must call the applicable Facility Communications Desk (see *Important Telephone Numbers* section on back cover) prior to trip for approval.

The toll for oversized vehicles is double the established toll rate. Oversized vehicles are subject to an escort fee of \$40.00 (escort fee subject to change).

** Refer to Restrictions section on inside flap for information affecting George Washington Bridge, Lincoln Tunnel, Holland Tunnel, and Bayonne Bridge users.*

REAL TIME TRAFFIC CONDITIONS

Websites:

NY: www.511ny.org
NJ: www.511nj.org

IMPORTANT TELEPHONE NUMBERS

Facility Communications Desk Telephone Numbers (available 24/7)

| | |
|--------------------------|--------------|
| George Washington Bridge | 201-346-4100 |
| Lincoln Tunnel | 201-617-8115 |
| Holland Tunnel | 201-360-5000 |
| Goethals Bridge | 718-390-2502 |
| Outerbridge Crossing | 718-390-2502 |
| Bayonne Bridge | 718-390-2502 |

Customer Connection

1-800-221-9903 (recorded info 24/7)

PORT AUTHORITY WEBSITE

Resources for Truckers

Website: www.panynj.gov/truckers-resources

REGIONAL RESOURCES

New Jersey Motor Truck Association

160 Tices Lane, East Brunswick, NJ 08816
Telephone: 732-254-5000
Fax: 732-613-1745
Website: <https://njtrucks.wildapricot.org/>

Trucking Association of New York

3 Corporate Drive, Suite 101
Clifton Park, NY 12065
Telephone: 518-458-9696
Email: info@nytrucks.org
Website: www.nytrucks.org



Printed on recycled paper containing
50% post-consumer content.

TRUCKERS' GUIDE

George Washington Bridge

Lincoln Tunnel

Holland Tunnel

Goethals Bridge

Outerbridge Crossing

Bayonne Bridge








THE PORT AUTHORITY OF NEW YORK AND NEW JERSEY

Toll Rates (Effective January 4, 2026 at 12:01 a.m.)

George Washington Bridge, Lincoln Tunnel, Holland Tunnel, Goethals Bridge, Outerbridge Crossing, Bayonne Bridge

All Port Authority crossings are cashless and no longer accept cash toll payments.

| Tolls are collected only entering New York. No tolls are collected entering New Jersey. | | | • PEAK-HOURS: Weekdays 6-10 a.m., 4-8 p.m. and Sat. & Sun., 11 a.m.-9 p.m. • OFF-PEAK HOURS: All Other Times. • OVERNIGHT HOURS FOR TRUCKS: Sun. - Thu., 10 p.m. until 6 a.m. the following morning. | | | | |
|--|---|------------|--|--------------------------------------|--------------------------------------|--------------------------------------|--------------------------------------|
| CLASS | VEHICLE TYPE | # OF AXLES | <i>E-ZPass</i> TRUCKS WEEKDAY OVERNIGHT HOURS | <i>E-ZPass</i> OFF-PEAK HOURS | <i>E-ZPass</i> PEAK HOURS | <i>E-ZPass</i> MID-TIER | TOLLS BY MAIL ALL HOURS |
| 2 | TWO AXLE TRUCKS  | 2 | \$40.34 | \$43.34 | \$45.34 | \$48.34 | \$51.34 |
| 3 | THREE AXLE TRUCKS  | 3 | \$60.51 | \$65.01 | \$68.01 | \$72.51 | \$77.01 |
| 4 | FOUR AXLE TRUCKS  | 4 | \$80.68 | \$86.68 | \$90.68 | \$96.68 | \$102.68 |
| 5 | FIVE AXLE TRUCKS  | 5 | \$100.85 | \$108.35 | \$113.35 | \$120.85 | \$128.35 |
| 6 | SIX AXLE TRUCKS  | 6+ | \$121.02 Additional Axles \$20.17 | \$130.02 Additional Axles \$21.67 | \$136.02 Additional Axles \$22.67 | \$145.02 Additional Axles \$24.17 | \$154.02 Additional Axles \$25.67 |



800 333-TOLL (8655) In New York
888 AUTO TOLL (288-6865) In New Jersey

The Port Authority of New York and New Jersey offers the E-ZPass electronic toll collection system in all toll lanes at its tunnels and bridges. Businesses can save money whenever they use E-ZPass, but especially during off-peak and weekday overnight hours. The E-ZPass overnight toll rate for trucks offers a discount of more than 20% off the Tolls by Mail rate. Please note all E-ZPass discounts offered at Port Authority of New York and New Jersey bridges and tunnels apply to accounts at the E-ZPass New York and New Jersey Customer Service Centers only.

To incentivize proper positioning of E-ZPass Tags, the Port Authority introduced a new Mid-Tier toll rate effective, July 6, 2025. This new tier is intended for NY/NJ E-ZPass account customers to take advantage of lower E-ZPass rates by ensuring their Tags are mounted properly. If the Tag is not accurately read by the toll collection system at the time of crossing, the Mid-Tier toll rate will be applied to cover the incremental cost to process the toll transaction (license plate picture and account verification).

E-ZPass eliminates the need for receipts, because periodic statements are issued. Businesses can request online statements for easier sorting and recordkeeping.

E-ZPass is accepted in 19 states by 32 toll operators from Maine to Florida, and as far west as Minnesota. More states may join in the future. E-ZPass tag holders may use their tag wherever the E-ZPass logo is displayed.

All Port Authority crossings are cashless and no longer accept cash toll payments. Toll payment is accepted via E-ZPass tag or Tolls by Mail.

For an E-ZPass application in New York, visit www.e-zpassny.com or call 800 333-TOLL (8655);
In New Jersey, visit www.ezpassnj.com or call 888 AUTO-TOLL (288-6865).

All vehicles using Port Authority crossings are subject to search by Port Authority Police and other designated authorized officials.

RESTRICTIONS

George Washington Bridge

ALL TRUCKS must use the upper level of the George Washington Bridge. Violators subject to summons and/or fine. Starting Monday, December 9, 2024, and until further notice, new 179th St. westbound ramp vehicle restrictions of 10' width and 110' length will be in effect.

Holland Tunnel

The following restrictions are in place until further notice:

In Both Directions: NO TRACTOR-TRAILERS, THREE-AXLE DUAL-UNIT TRUCKS, OR TRUCKS WITH FOUR OR MORE AXLES PERMITTED. Only two and three-axle single-unit trucks are allowed.

Lincoln Tunnel

NO TRUCKS permitted in the Center Tube of the Lincoln Tunnel.

Propane Restrictions

Propane may not be transported through the Lincoln or Holland tunnels or across the Lower Level of the George Washington Bridge.

Speed Limits

Speed limits vary by facility. You must obey all posted speed limits at our crossings.

Motorists who speed risk fine and/or summons, points on their license, as well as the suspension or revocation of E-ZPass privileges.

It is critical that Front Mount Exterior (FME) Transponders are mounted properly. For detailed instructions, visit: www.panynj.gov/TruckersResources.