

# **PANYNJ Noise Complaints Report**

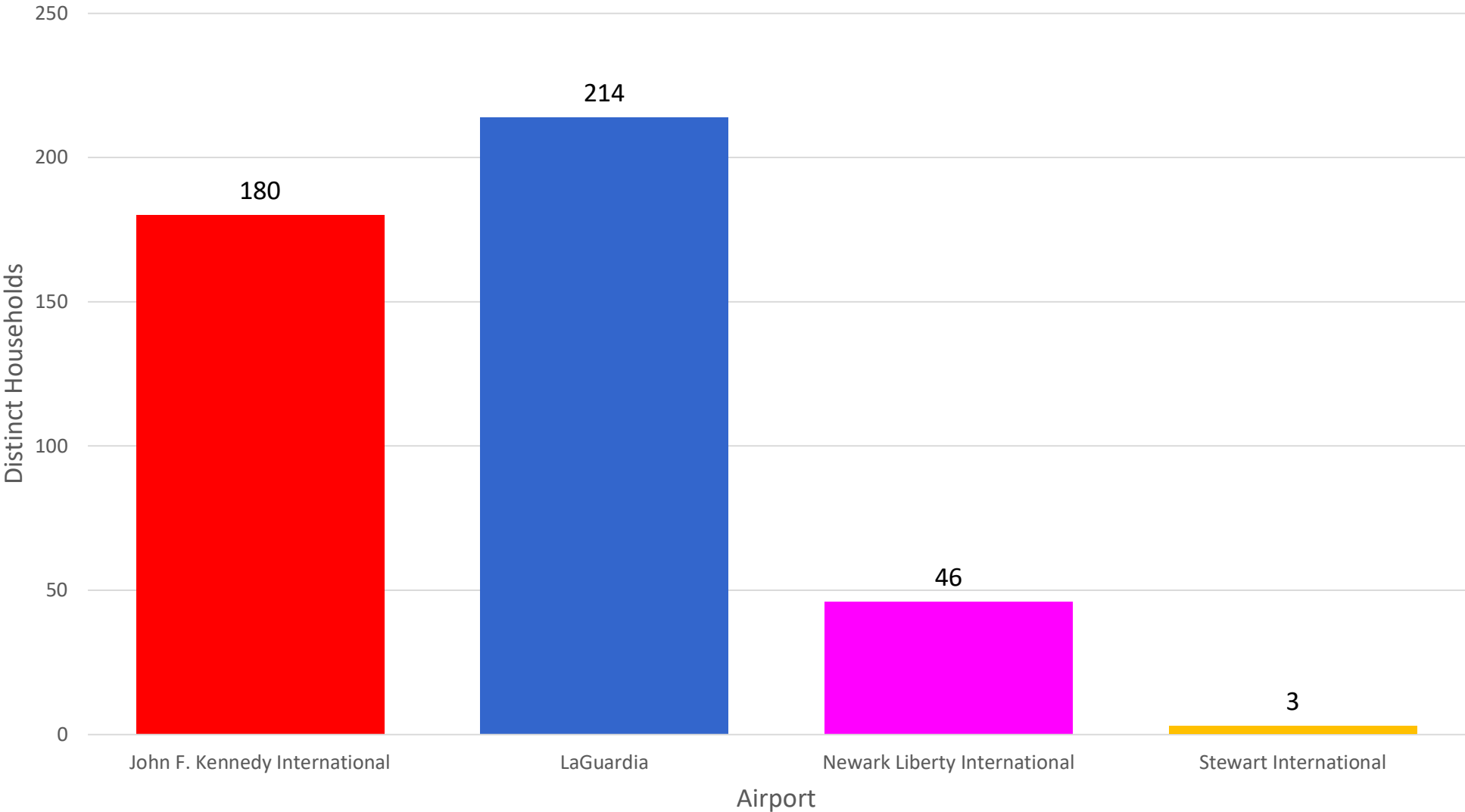
---

**August 2025**

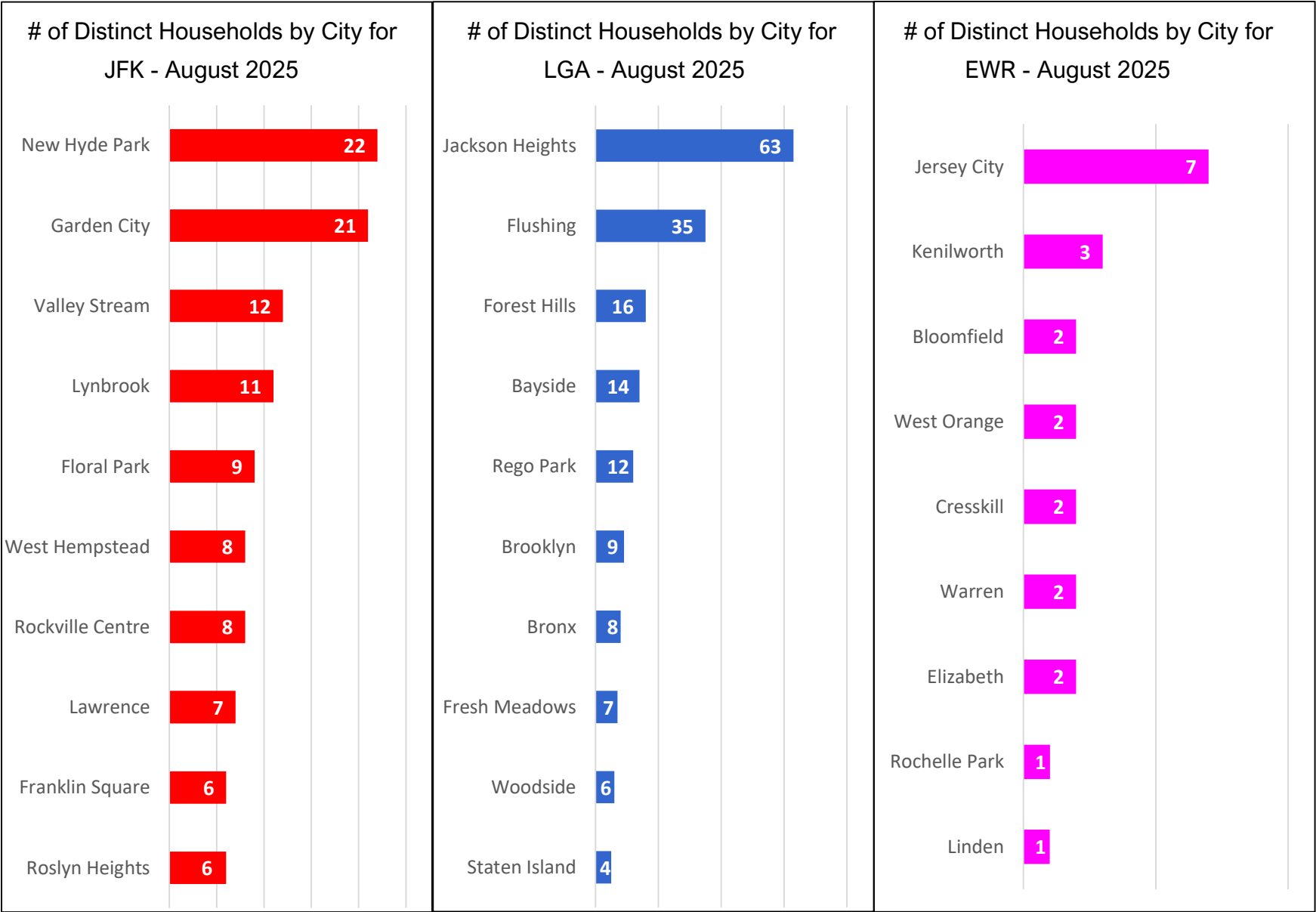
# Noise Complaints Received Via PlaneNoise System

# Number of Households by Airport - August 2025

MONTHLY – Total Households/Airport  
Noise Event Date Range: Aug 01 2025 to Aug 31 2025  
Distinct Households: 443

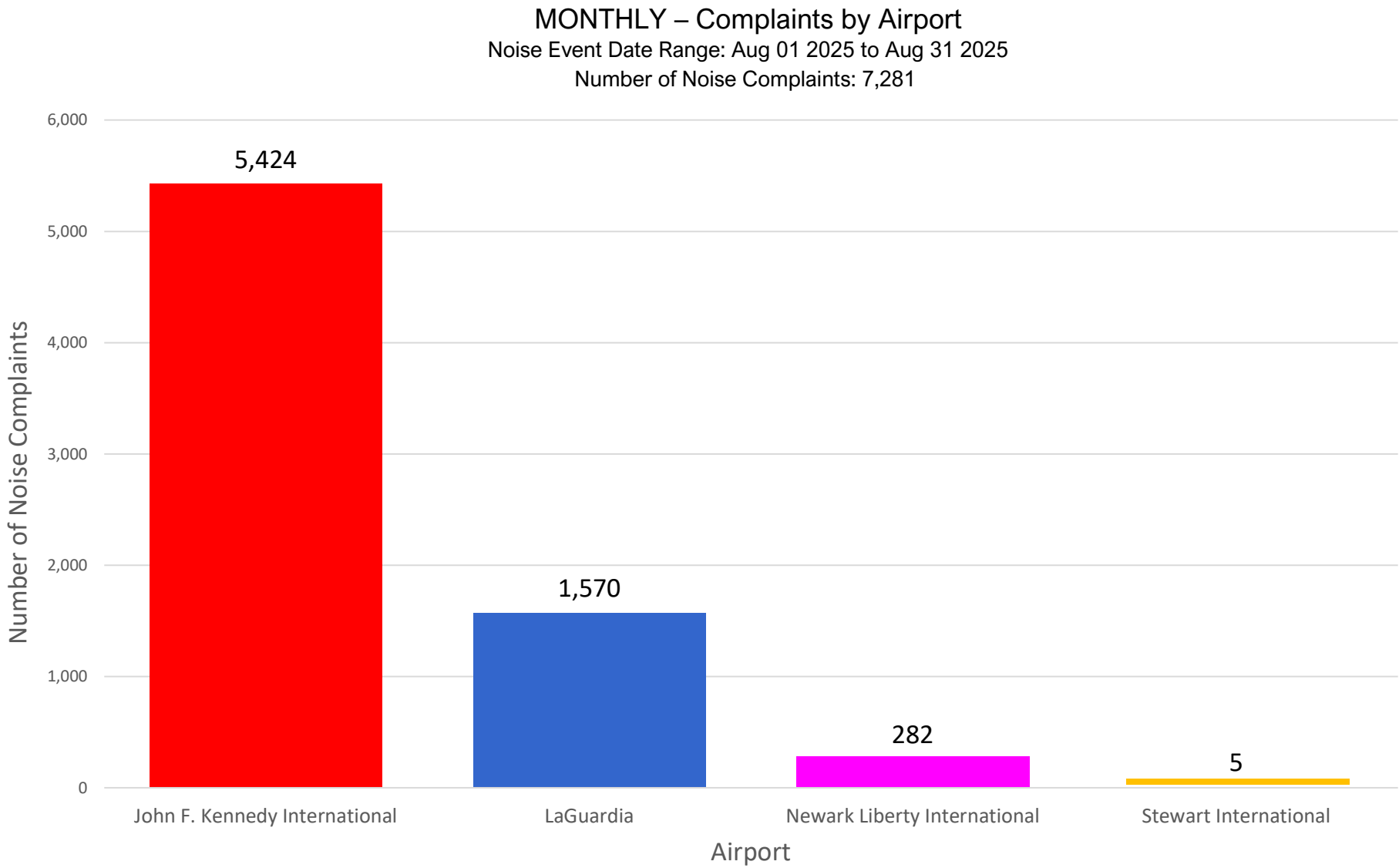


# Households Statistics, by Location\* - August 2025



\*Top 10 Locations

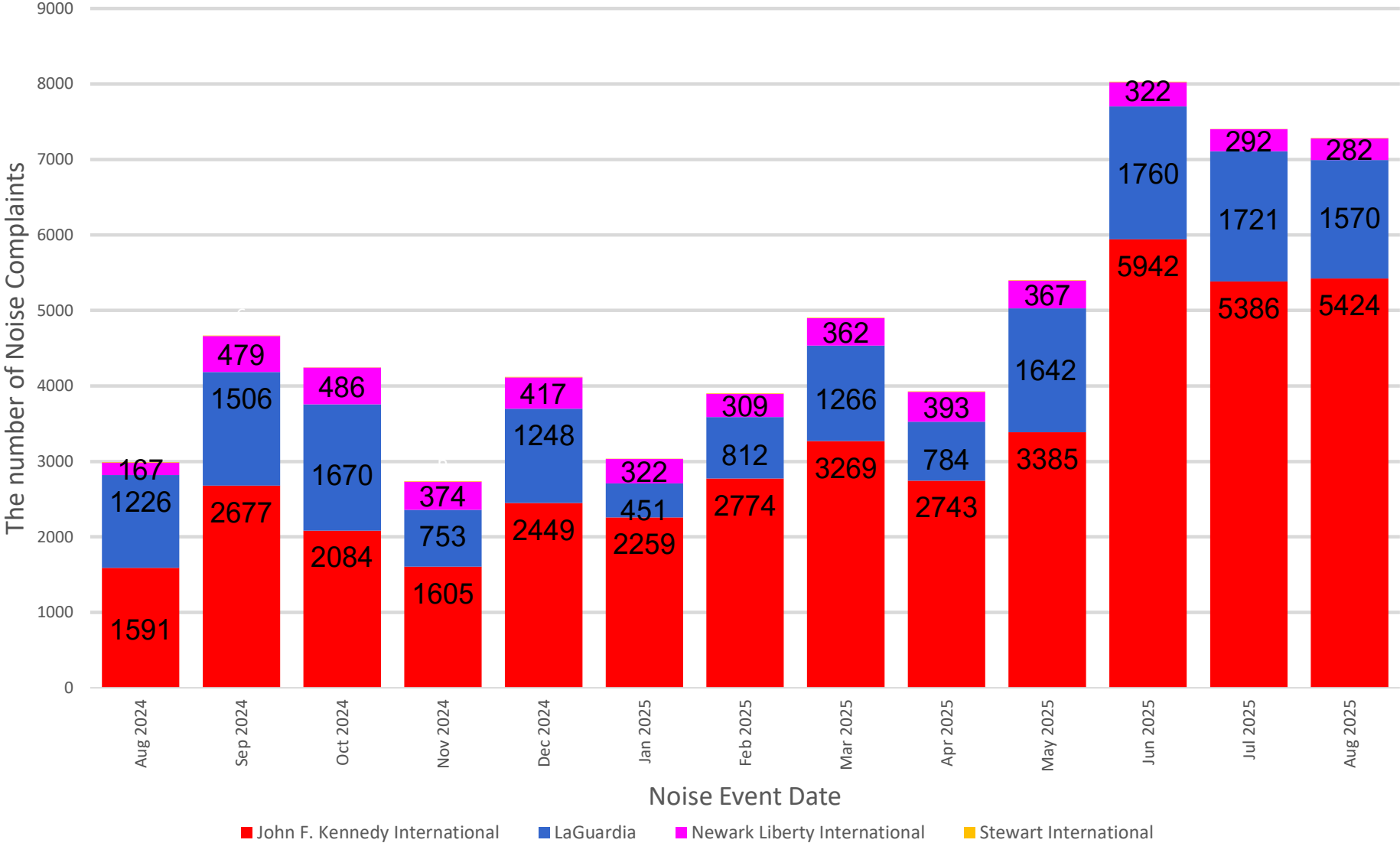
# Number of Complaints by Airport - August 2025



*Note: Of the 7,281 complaints, 5,527 (76 %) were submitted by 10 Households*

# 13-Month Overview: Number of Complaints by Airport

MONTHLY – Complaints – By Airport  
Noise Event Date Range: Aug 01 2024 to Aug 31 2025  
The number of Noise Complaints: 59,657



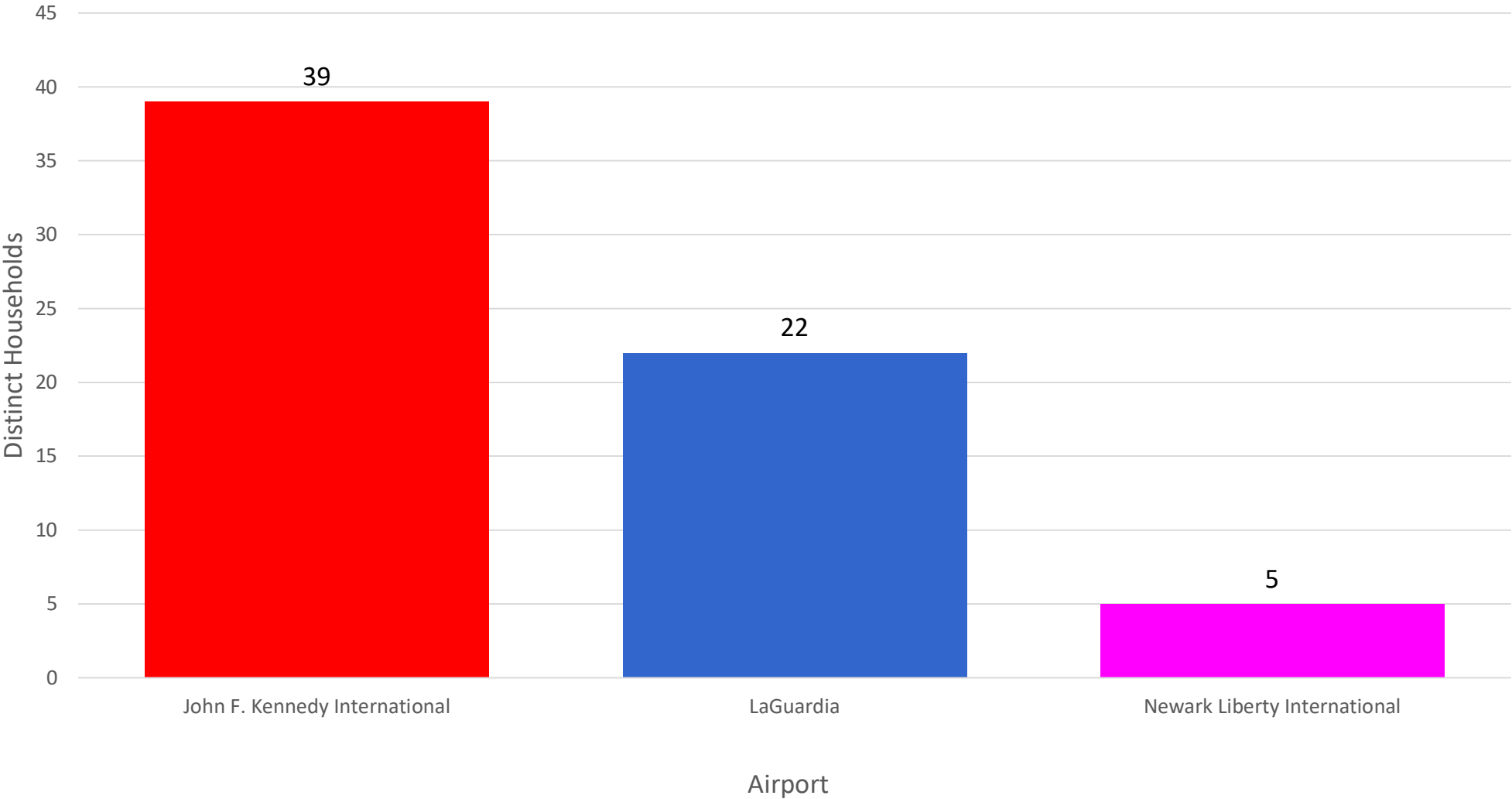
# *Noise Complaints Received Via Third-Party App(s)*

## Notes:

1. Third-party app(s) complaints are those that are sent by an external system into the Port Authority's PlaneNoise system, i.e. complaints that come in through a paid service/app or any other automated service, and are not filed by the user filling-in the web form manually.
2. Complaints from Third-party app(s) are kept and stored in the same database as complaints received through Port Authority PlaneNoise system.
3. While in the same database, data is compiled and reported a) for each individual noise source, and, b) as a combination of all complaint sources.

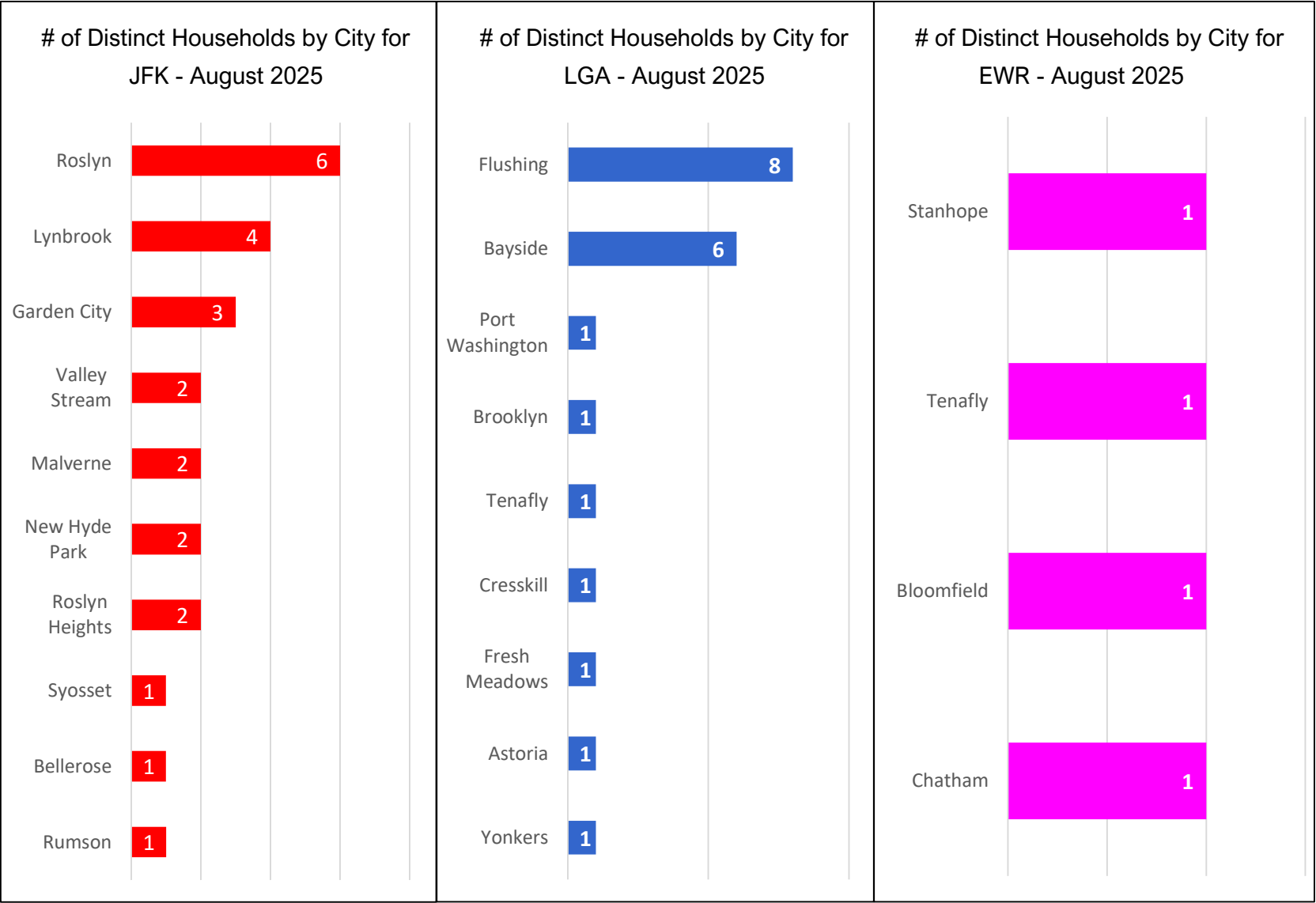
# Number of Households by Airport 3rd Party - August 2025

MONTHLY – Total Households/Airport  
Noise Event Date Range: Aug 01 2025 to Aug 31 2025  
Distinct Households: 66





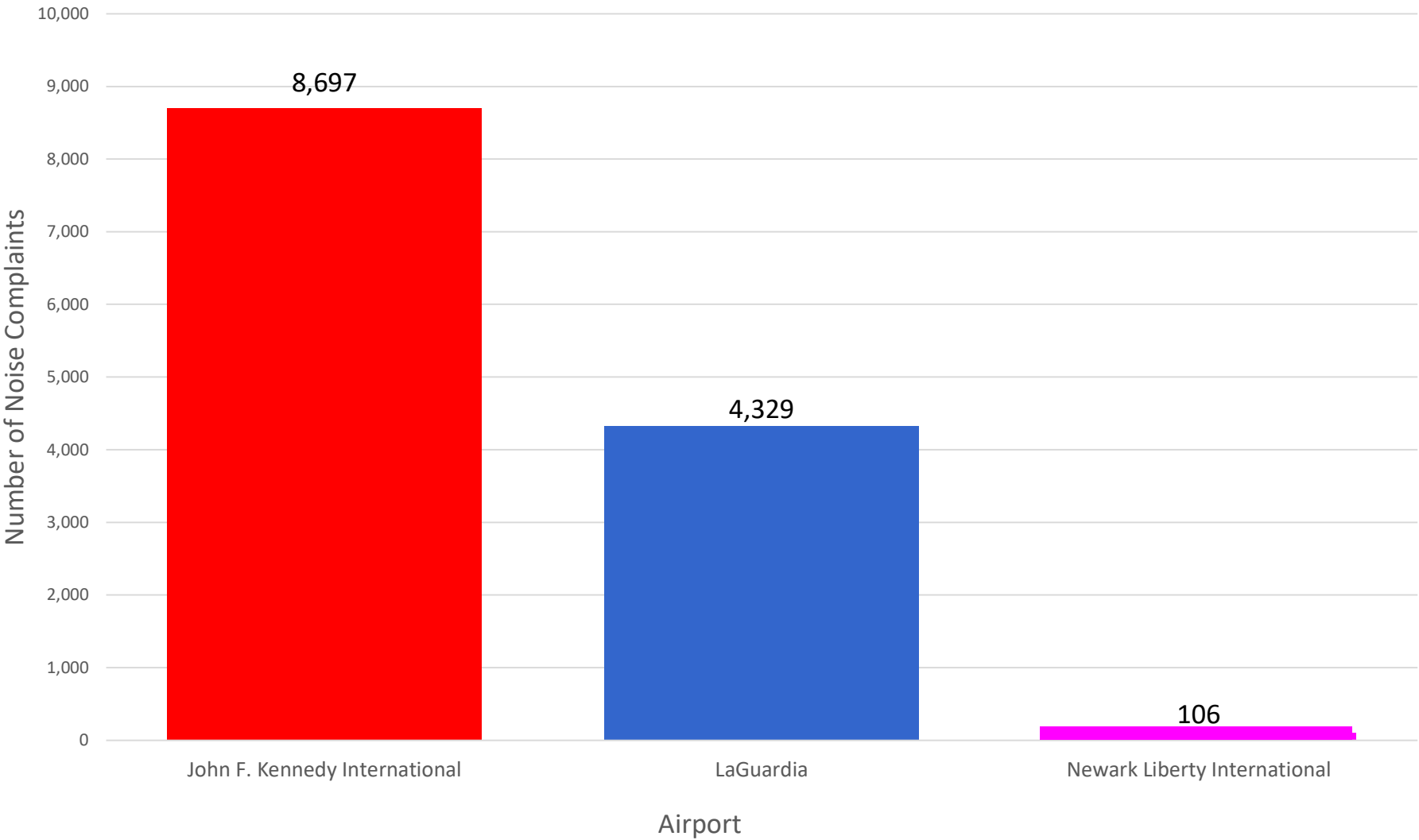
# Third-Party App Households Locations\* - August 2025



\*Top 10 Locations

# Third-Party App Complaints by Airport - August 2025

MONTHLY – Complaints by Airport (via 3rd Party App)  
Noise Event Date Range: Aug 01 2025 to Aug 31 2025  
Number of Noise Complaints: 13,132



*Note: Of the 13,132 complaints, 11,319 (86 %) were submitted by 10 Households*

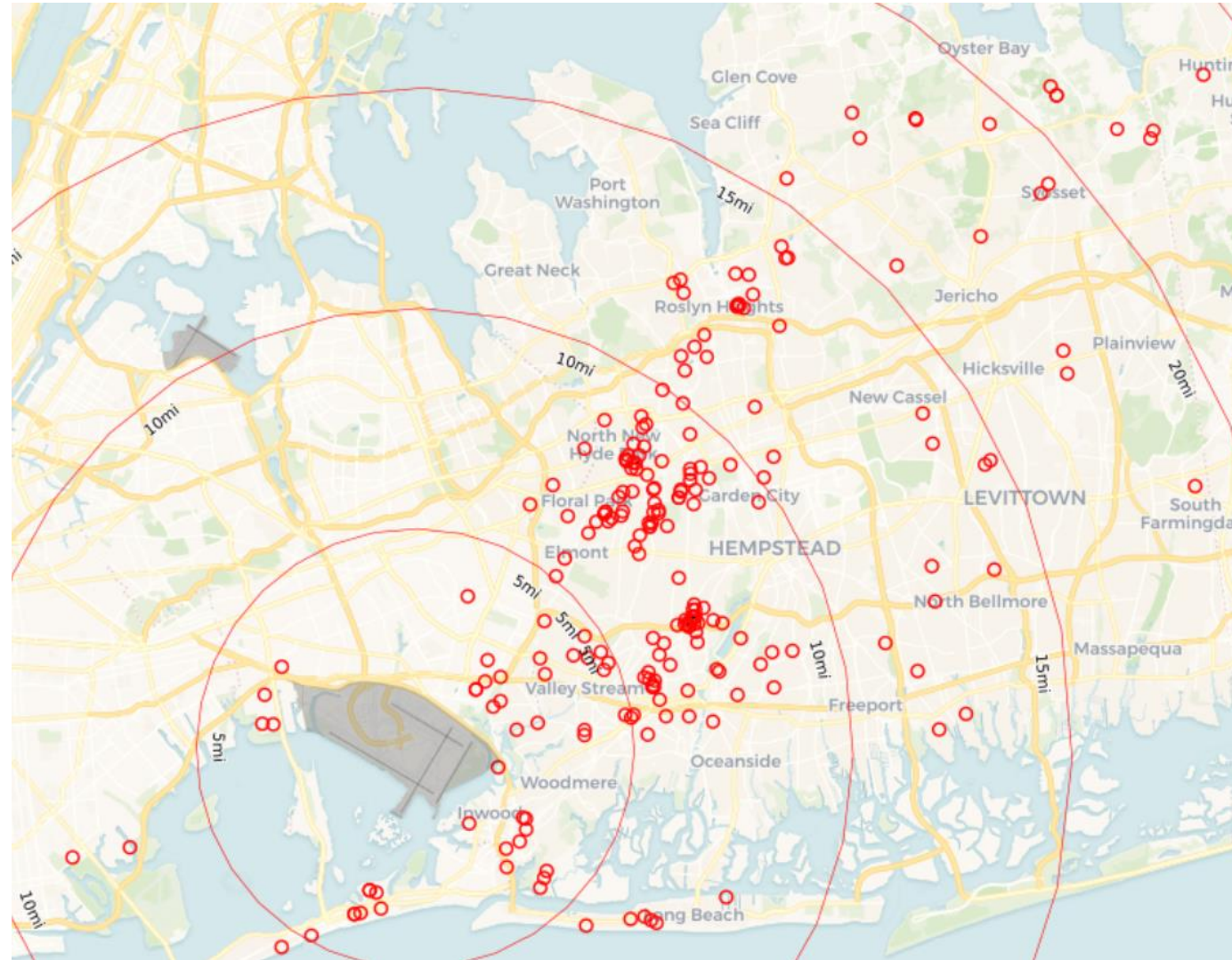
# Total No. of Complaints and Households - All Airports

Month	PA PlaneNoise (Complaints/ <b>Households</b> )	3rd Party App (Complaints/ <b>Households</b> )
August 2024	2,985 / <b>584</b>	23,713 / <b>108</b>
September 2024	4,664 / <b>540</b>	18,700 / <b>78</b>
October 2024	4,247 / <b>603</b>	12,895 / <b>72</b>
November 2024	2,734 / <b>256</b>	10,974 / <b>64</b>
December 2024	4,114 / <b>303</b>	12,715 / <b>69</b>
January 2025	3,035 / <b>184</b>	5,666 / <b>60</b>
February 2025	3,899 / <b>278</b>	7,673 / <b>61</b>
March 2025	4,898 / <b>425</b>	10,969 / <b>68</b>
April 2025	3,923 / <b>307</b>	9,822 / <b>61</b>
May 2025	5,398 / <b>419</b>	14,562 / <b>71</b>
June 2025	8,028 / <b>516</b>	13,056 / <b>67</b>
July 2025	7,408 / <b>449</b>	9,850 / <b>68</b>
August 2025	7,281 / <b>443</b>	13,132 / <b>66</b>

# Total No. of Complaints - JFK, LGA, EWR

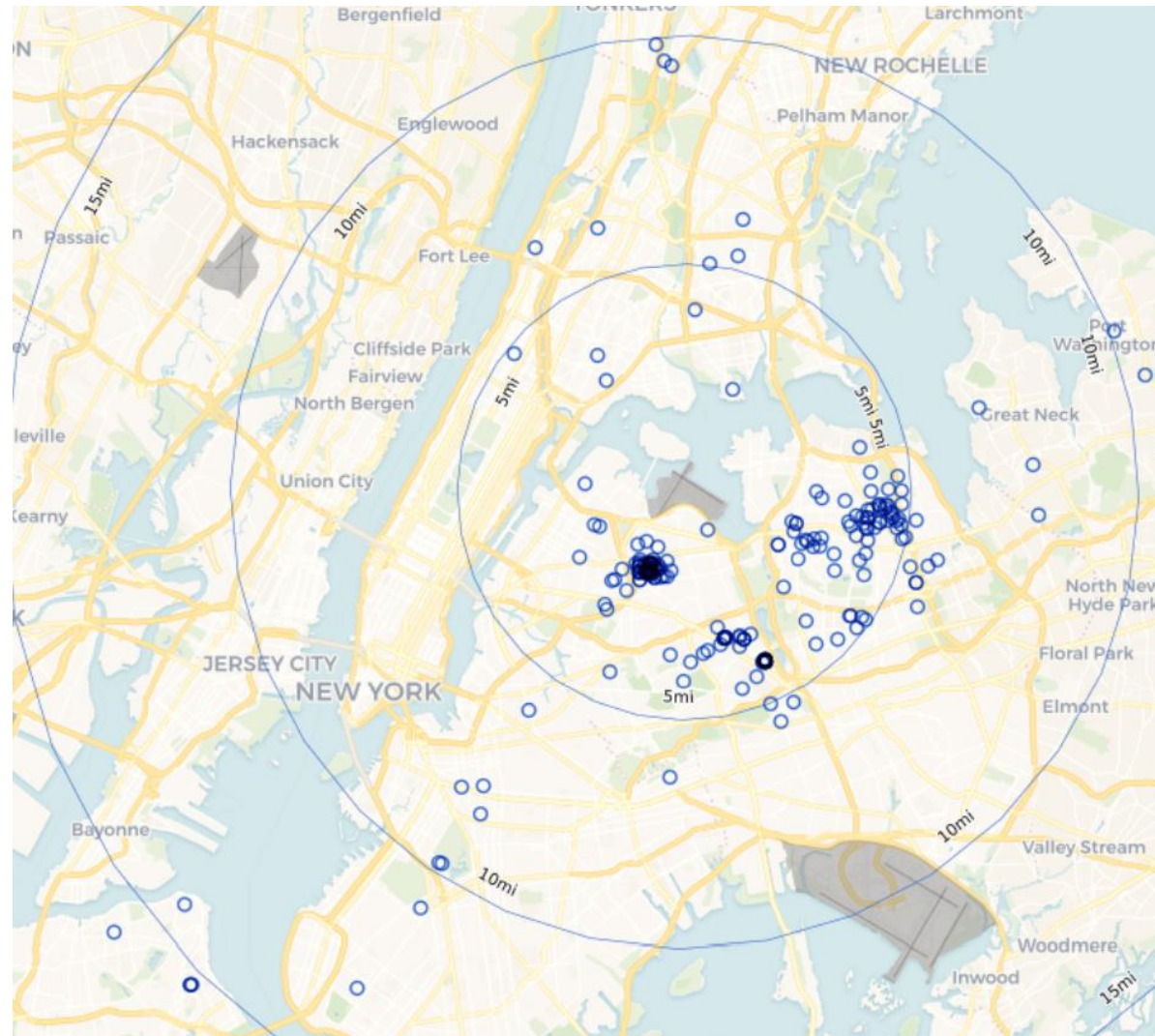
Month	JFK Complaints			LGA Complaints			EWR Complaints		
	PA PlaneNoise	3rd Party App	Total	PA PlaneNoise	3rd Party App	Total	PA PlaneNoise	3rd Party App	Total
Aug 2024	1,591	20,553	22,144	1,226	3,115	4,341	167	45	212
Sep 2024	2,677	15,314	17,991	1,506	3,357	4,863	479	29	508
Oct 2024	2,084	10,414	12,498	1,670	2,463	4,133	486	18	504
Nov 2024	1,605	9,010	10,615	753	1,937	2,690	374	27	401
Dec 2024	2,449	9,946	12,395	1,248	2,744	3,992	417	25	442
Jan 2025	2,259	4,997	7,256	451	644	1,095	322	25	347
Feb 2025	2,774	5,733	8,507	812	1,879	2,691	309	61	370
Mar 2025	3,269	7,648	10,917	1,266	3,233	4,499	362	88	450
Apr 2025	2,743	7,647	10,390	784	2,092	2,876	393	83	476
May 2025	3,385	10,687	14,072	1,642	3,801	5,443	367	74	441
Jun 2025	5,942	10,267	16,209	1,760	2,704	4,464	322	85	407
Jul 2025	5,386	6,381	11,767	1,721	3,421	5,142	292	48	340
Aug 2025	5,424	8,697	14,121	1,570	4,329	5,899	282	106	388

# August 2025 JFK Households Location Map (PA PlaneNoise & Third-Party App)





# August 2025 LGA Households Location Map (PA PlaneNoise & Third-Party App)



# August 2025 EWR Households Location Map (PA PlaneNoise & Third-Party App)

