

# **PANYNJ Noise Complaints Report**

**February 2018**

---

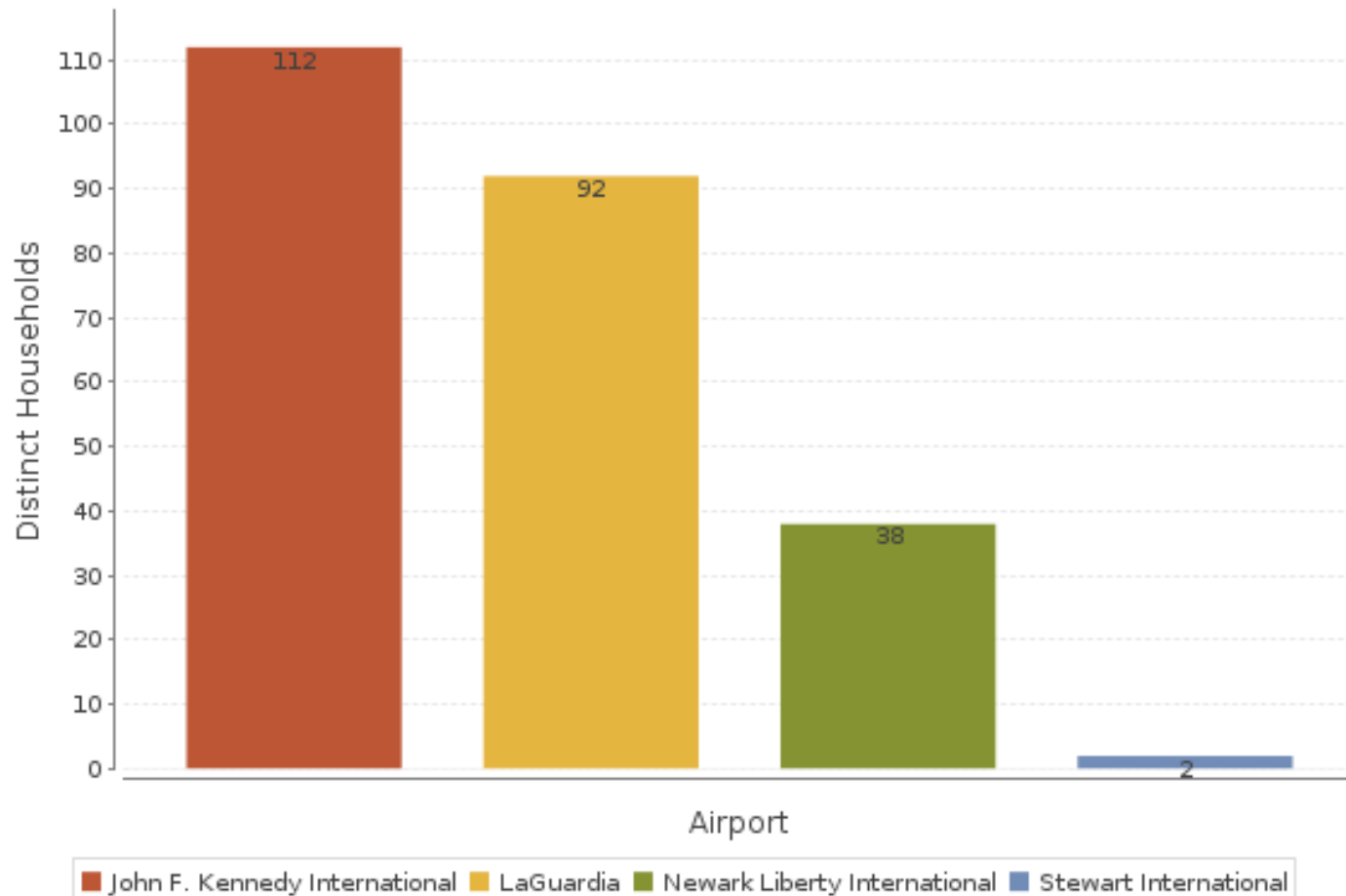
***Noise Complaints Received Via  
PlaneNoise System***

# Complainants Statistics, by Airport - February 2018

## Total Complainants/Airport

Noise Event Date >='Feb 01 2018 00:00' and Noise Event Date <='Feb 28 2018 23:59'

Distinct Households: 244

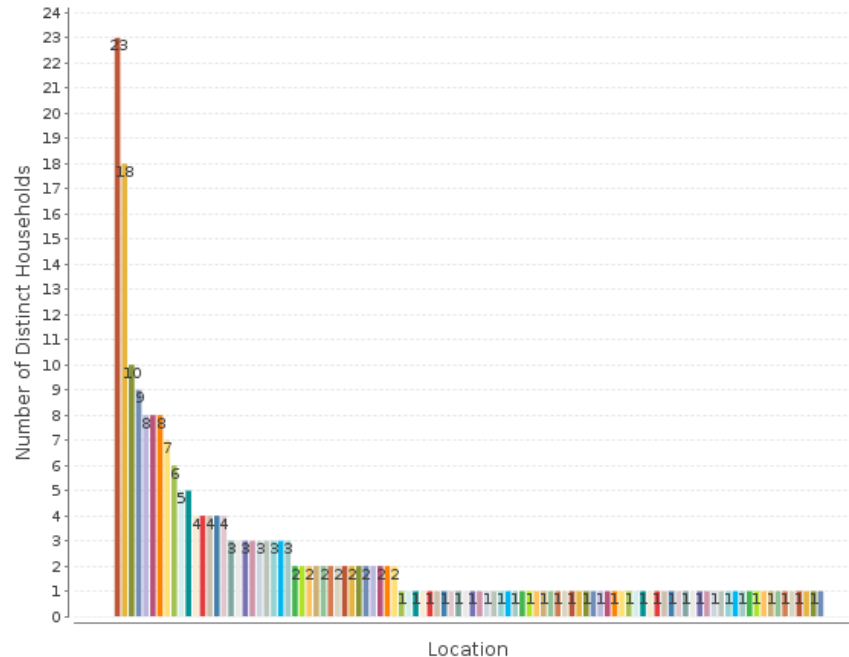


# Complainants Statistics, by City - February 2018

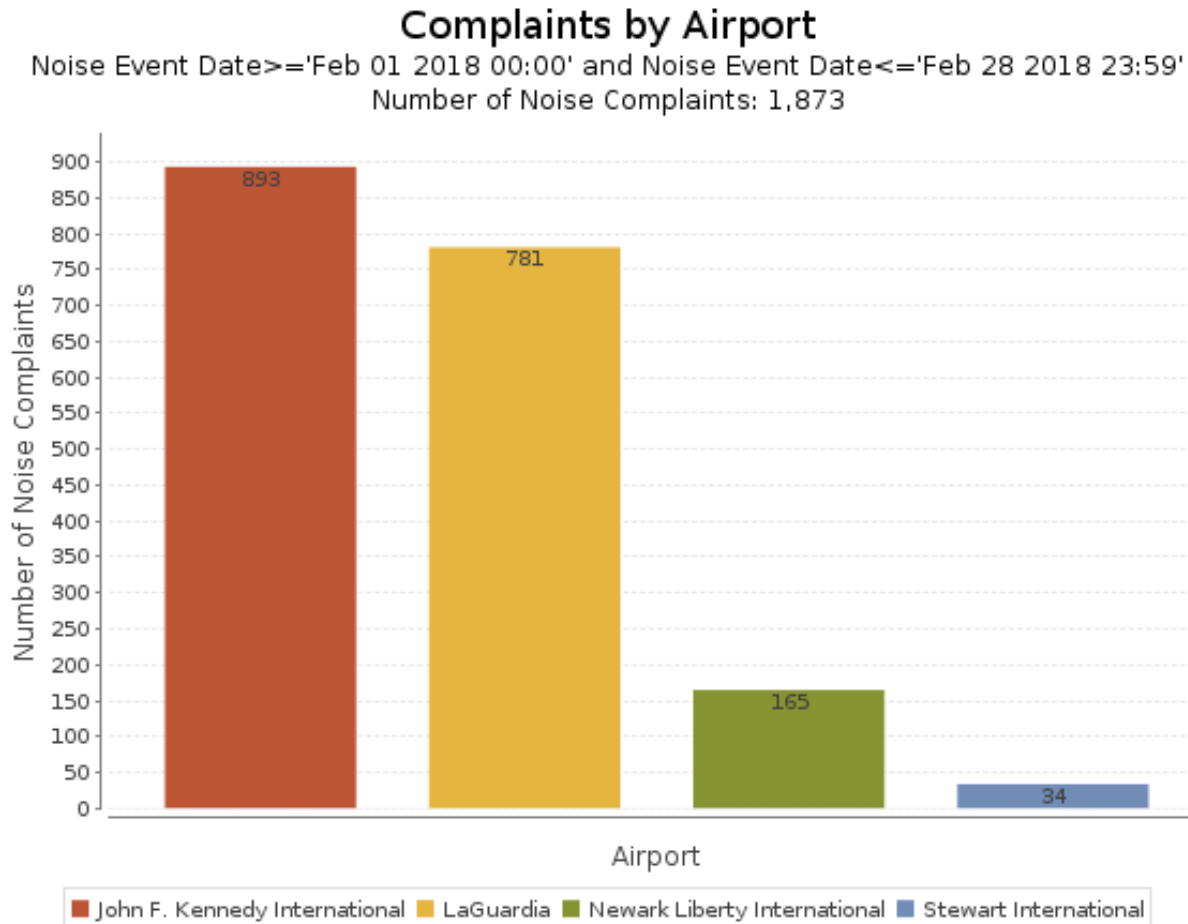
## Distinct Households/City

Noise Event Date>='Feb 01 2018 00:00' and Noise Event Date<='Feb 28 2018 23:59'

Number of Distinct Households: 244



# Complaints Statistics, by Airport – February 2018

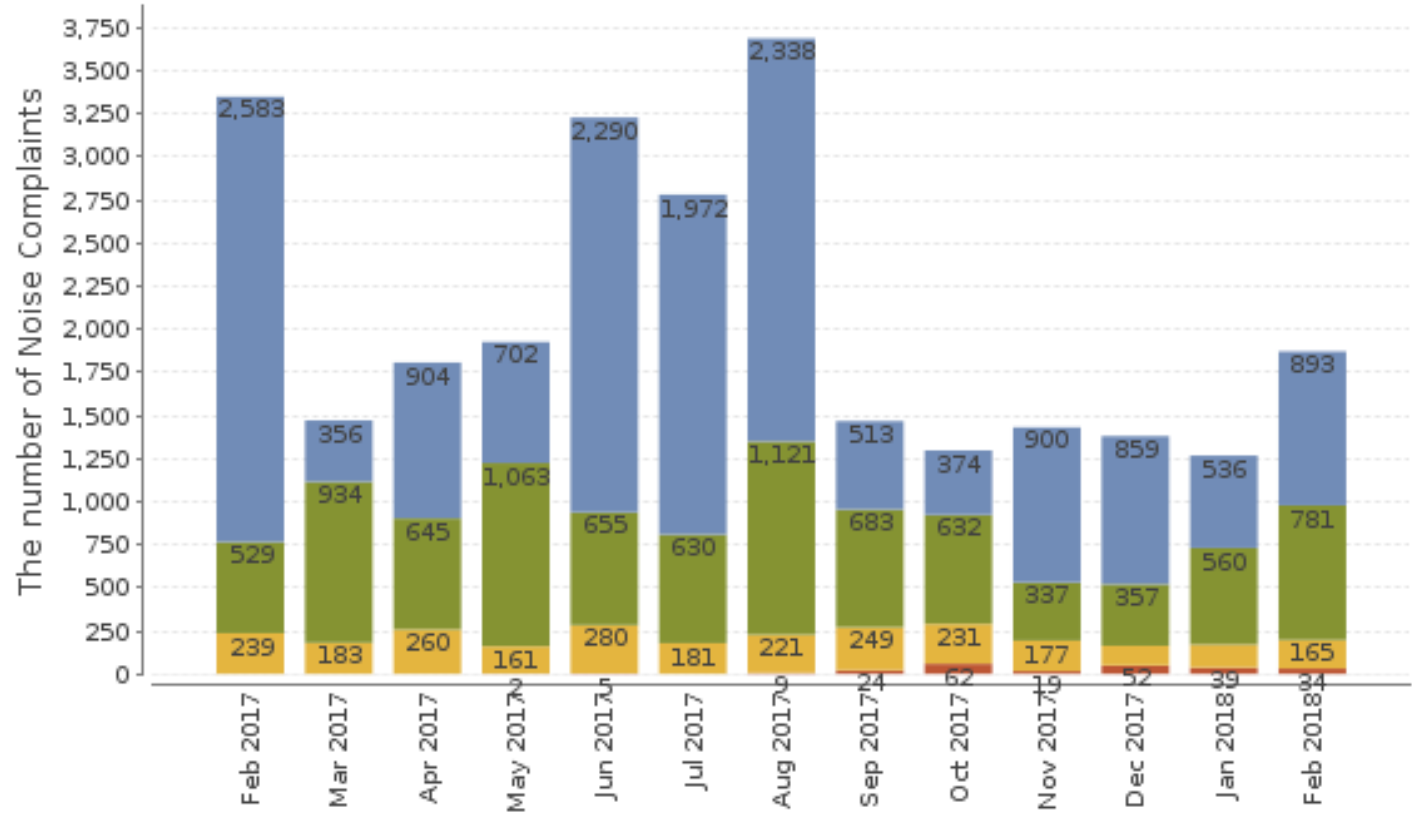


*Note: Of the 1873 complaints, approx. 1108 (59 %) were made by 10 complainants (i.e. top 10 complainants)*

# Comparing Complaints Statistics – 13 Months, 4 Airports

## Complaints - By Airport

Noise Event Date>='Feb 01 2017 00:00' and Noise Event Date<='Feb 28 2018 23:59'  
 The number of Noise Complaints: 26,988



■ Stewart International 
 ■ Newark Liberty International 
 ■ LaGuardia 
 ■ John F. Kennedy International

---

# Noise Complaints Received Via Third-Party App(s)

*Notes:*

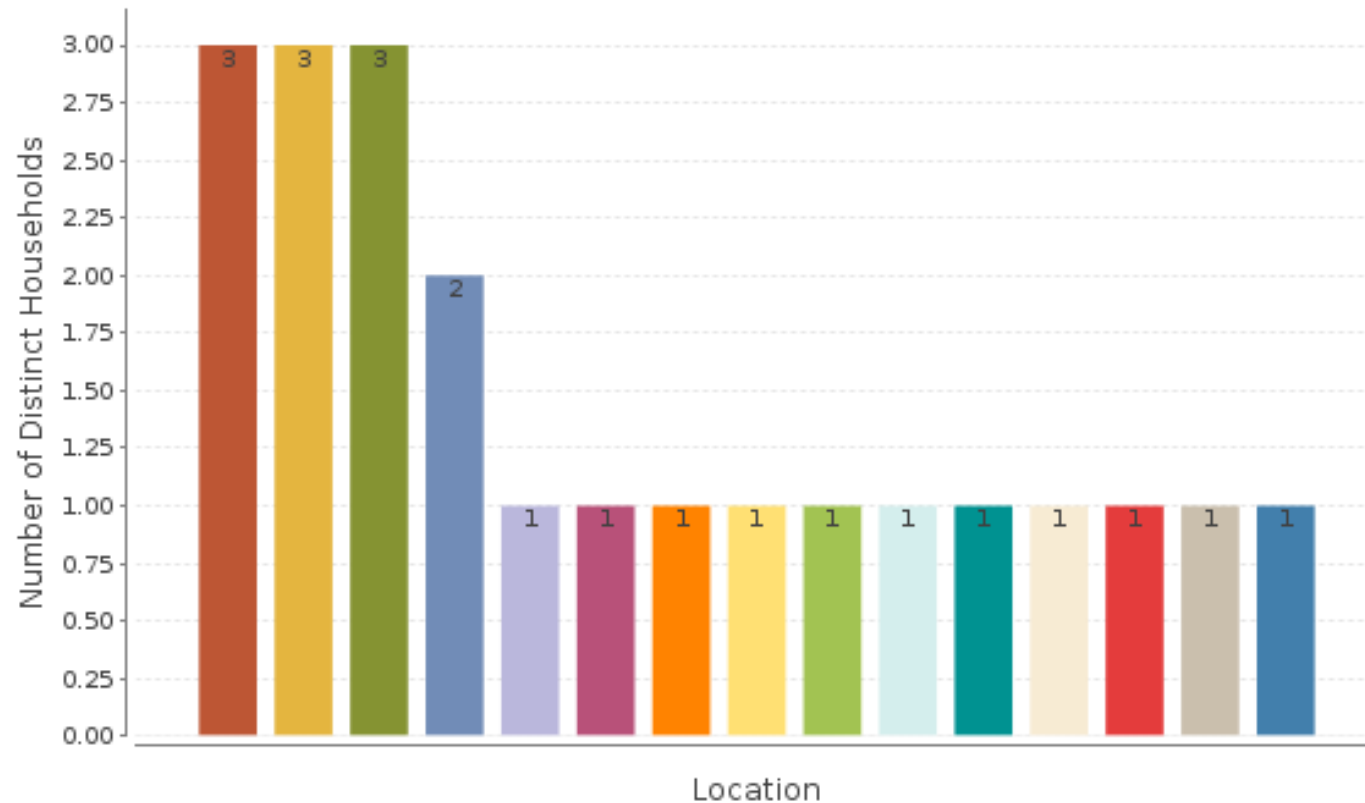
- 1. Third-party app(s) complaints are those that are sent by an external system into the Port Authority's PlaneNoise system, i.e. complaints that come in through a paid service/app and are not filed by the user filling-in the webform.*
- 2. Complaints from Third-party app(s) are kept and stored in the same database as complaints received through Port Authority PlaneNoise system.*
- 3. While in the same database, data is compiled and reported a) for each individual noise complaint source, and, b) as a combination of all complaint sources.*

# Third-Party App Complainants, by City – February 2018

## Distinct Households/City (via 3rd Party App)

Noise Event Date>='Feb 01 2018 00:00' and Noise Event Date<='Feb 28 2018 23:59'

Number of Distinct Households: 22



Roslyn Heights Roslyn East Hills Valley Stream Williston Park Old Westbury New Hyde Park  
Malverne Hicksville Garden City Park Garden City Floral Park Carle Place Bethpage Albertson

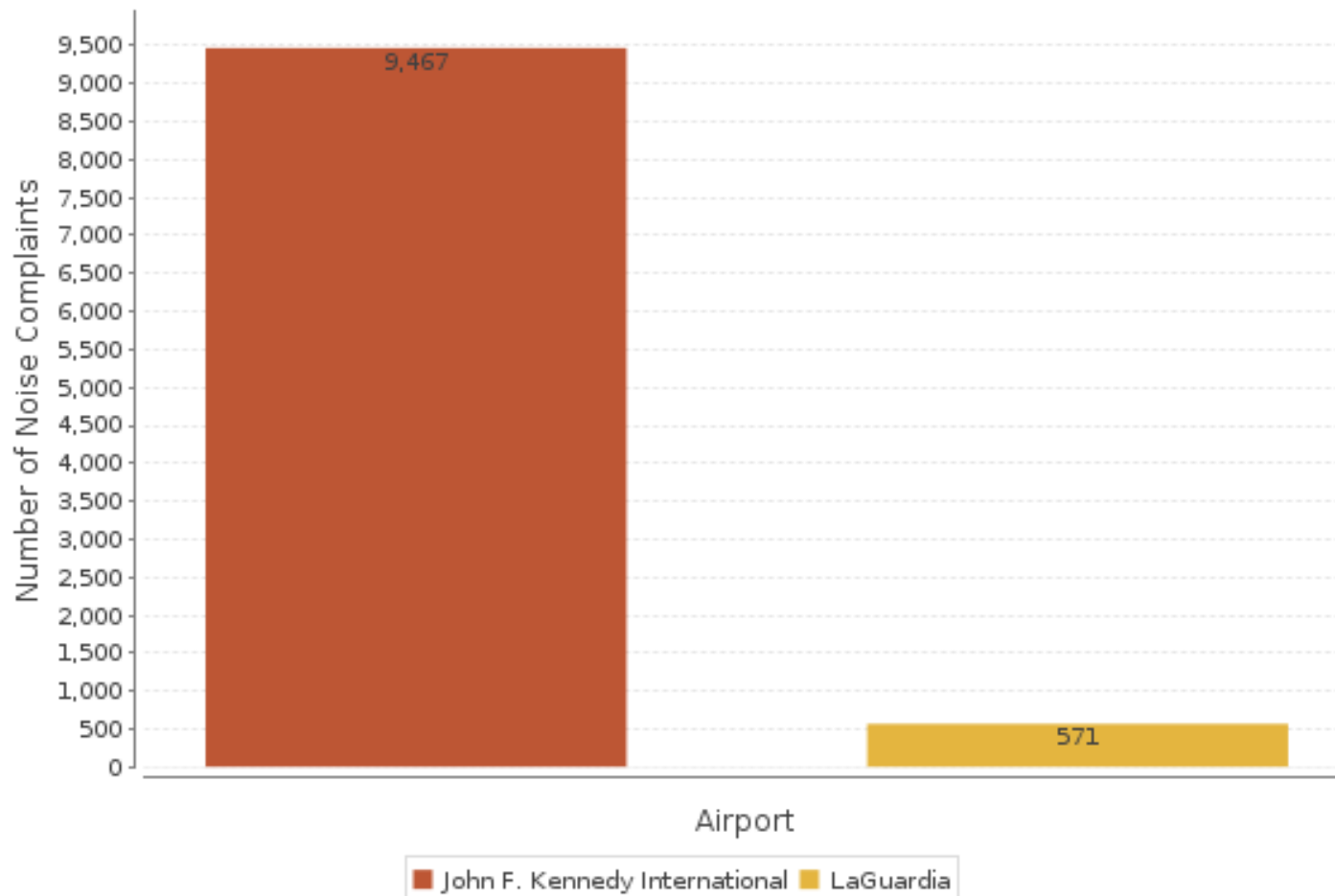


# Third-Party App Complaints, by Airport – February 2018

## Complaints by Airport (via 3rd Party App)

Noise Event Date >='Feb 01 2018 00:00' and Noise Event Date <='Feb 28 2018 23:59'

Number of Noise Complaints: 10,038



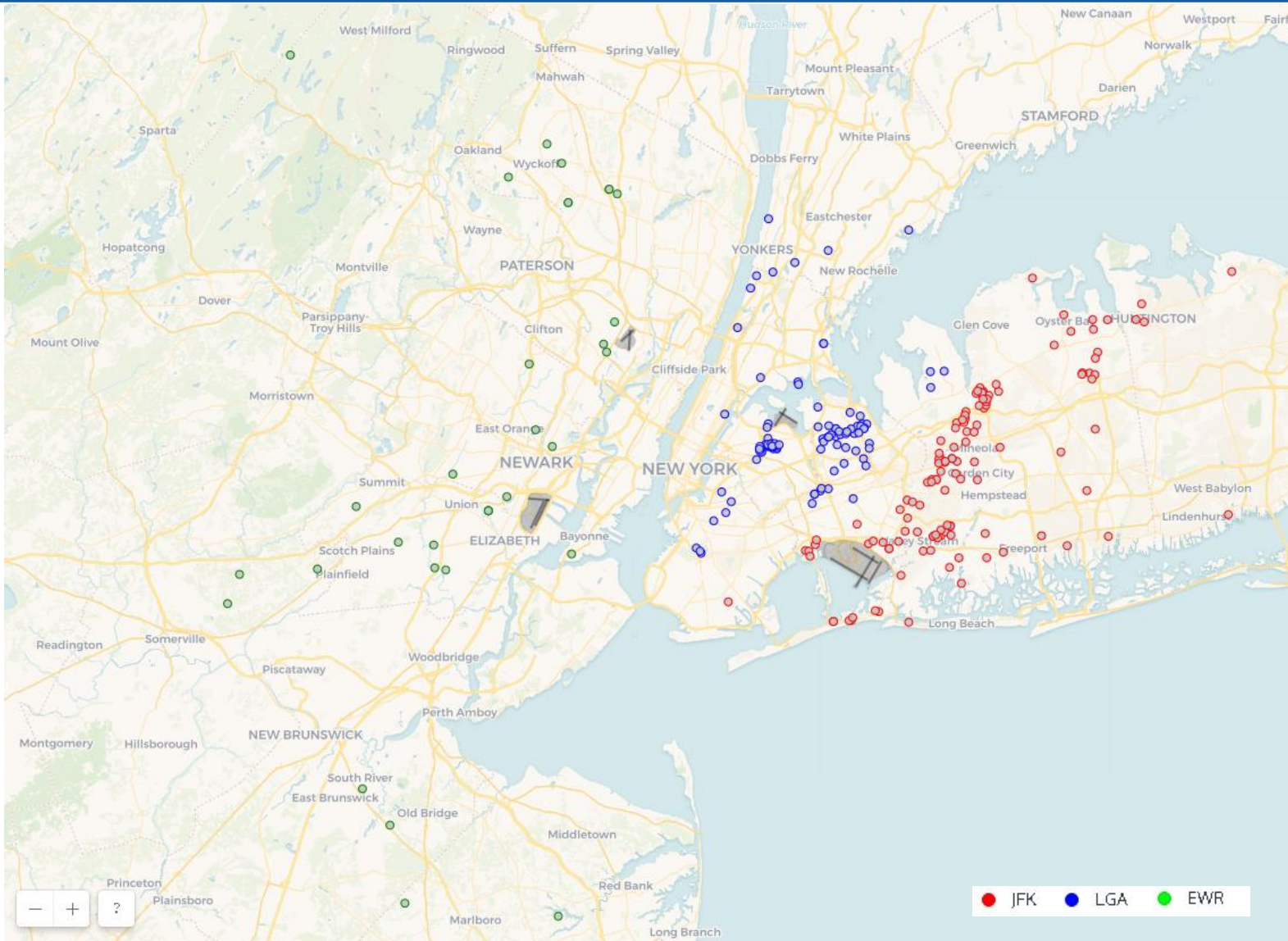
## Total No. of Complaints and Complainants – All Airports

Month	PA PlaneNoise (Complaints/ <b>Complainants</b> )	3rd Party App (Complaints/ <b>Complainants</b> )
November 2017	1,433/ <b>183</b>	492/ <b>2</b>
December 2017	1,382/ <b>150</b>	6,237/ <b>15</b>
January 2018	1,269/ <b>184</b>	6,743/ <b>19</b>
February 2018	1,873/ <b>244</b>	10,038/ <b>22</b>

# Total No. of Complaints and Complainants – JFK and LGA

Month	JFK Complaints			LGA Complaints		
	PA PlaneNoise	3rd Party App	<b>Total</b>	PA PlaneNoise	3rd Party App	<b>Total</b>
Nov, 2017	900	389	<b>1,289</b>	337	103	<b>440</b>
Dec, 2017	859	6,041	<b>6,900</b>	357	196	<b>553</b>
Jan, 2018	536	6,157	<b>6,693</b>	560	586	<b>1,146</b>
Feb, 2018	893	9,467	<b>10,360</b>	781	571	<b>1,352</b>

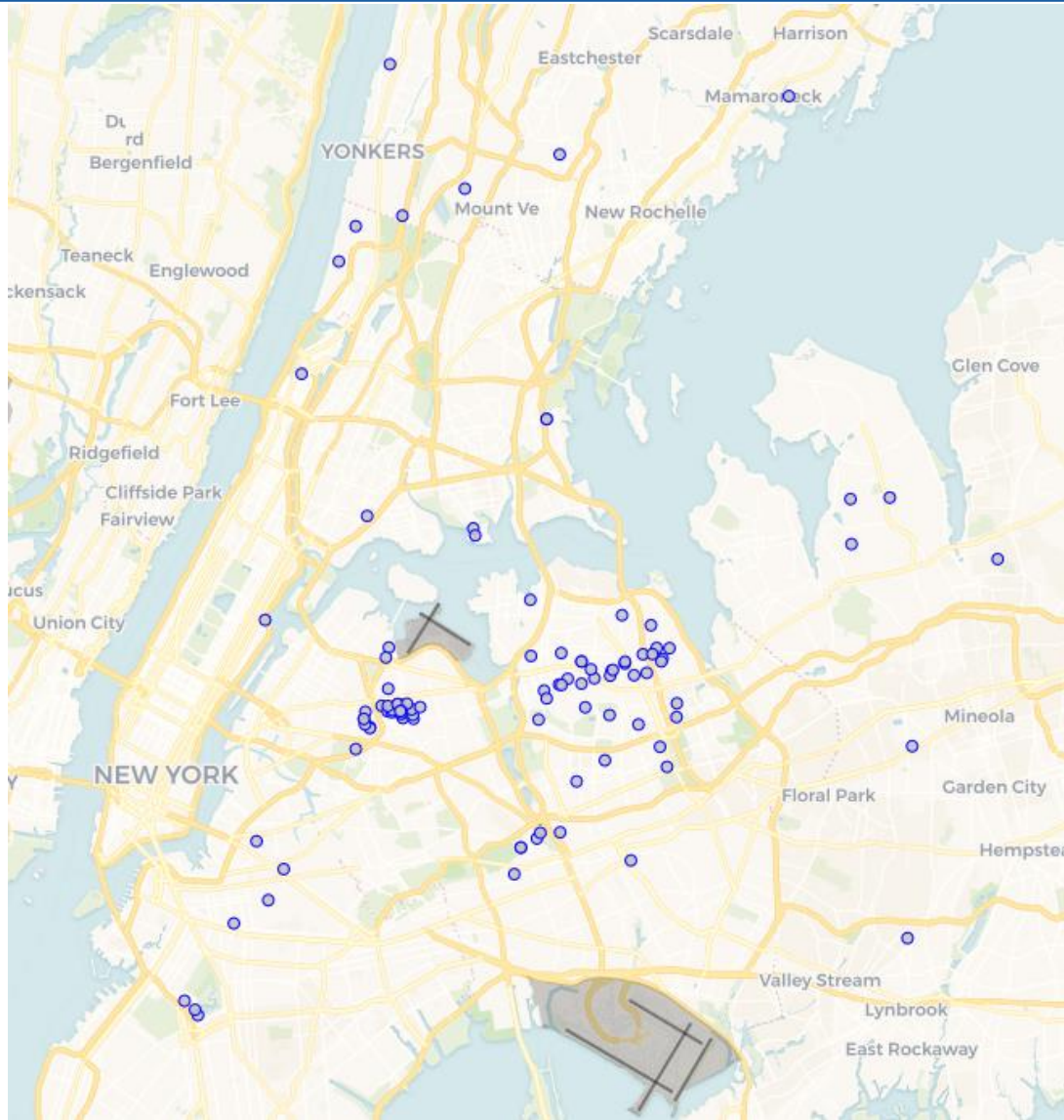
# February 2018 Noise Complainants Map – ALL Airports (PA PlaneNoise & Third-Party App)



# February 2018 JFK Noise Complainants Map (PA PlaneNoise & Third-Party App)



# February 2018 LGA Noise Complainants Map (PA PlaneNoise & Third-Party App)



# February 2018 EWR Noise Complainants Map (PA PlaneNoise & Third-Party App)

