

# **PANYNJ Noise Complaints Report**

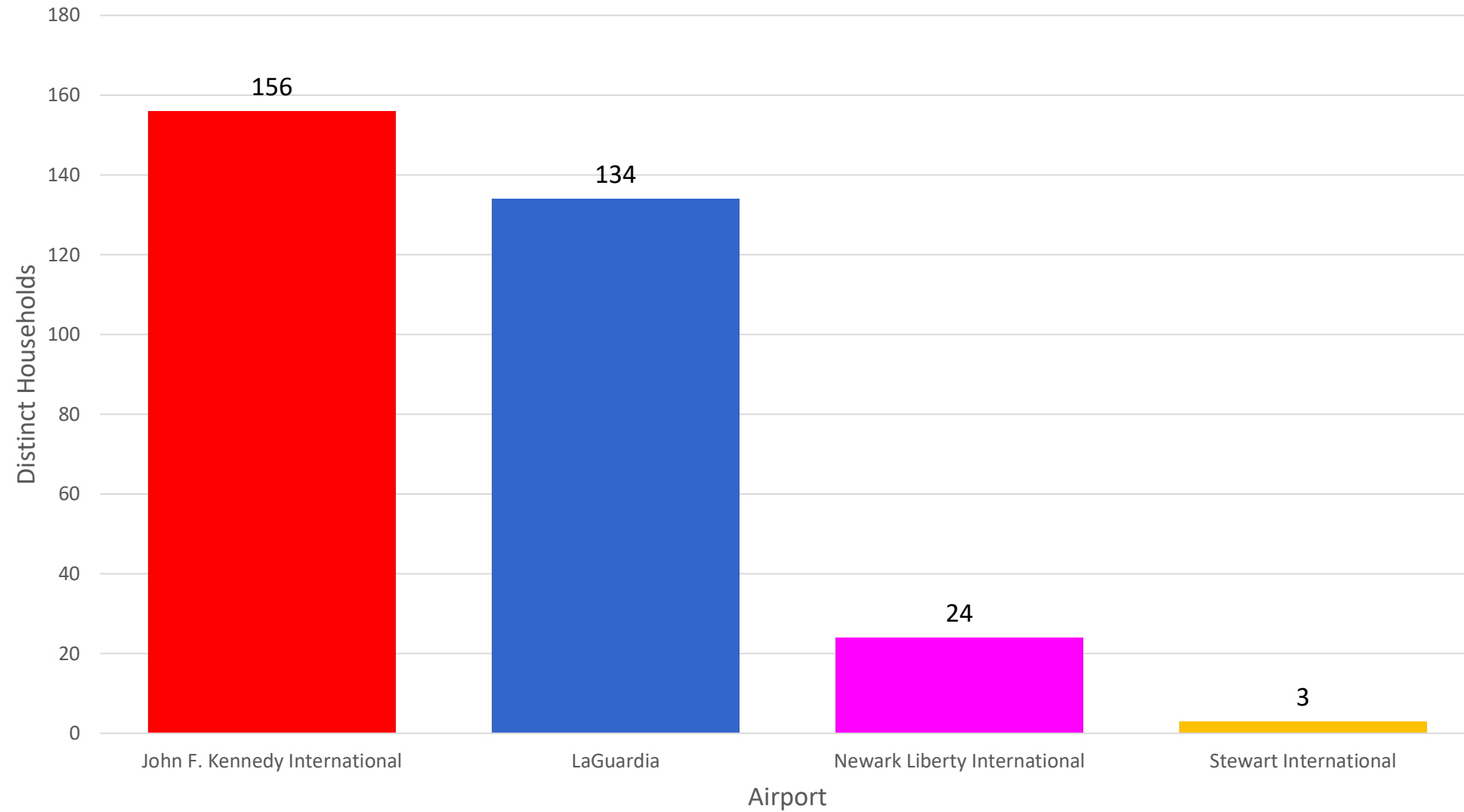
---

**March 2026**

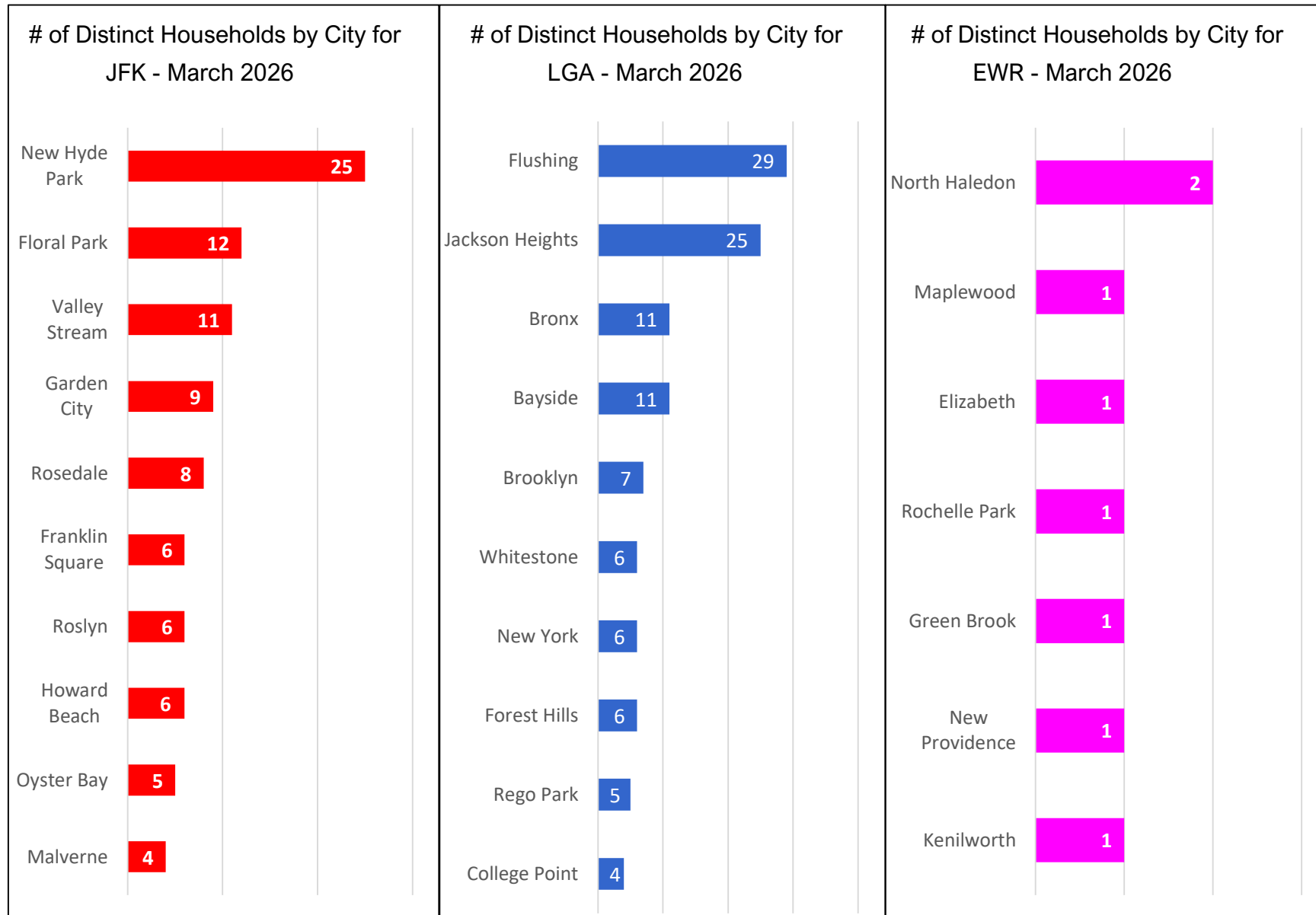
# Noise Complaints Received Via PlaneNoise System

# Number of Households by Airport - March 2026

MONTHLY – Total Households/Airport  
Noise Event Date Range: Mar 01 2026 to Mar 31 2026  
Distinct Households: 317



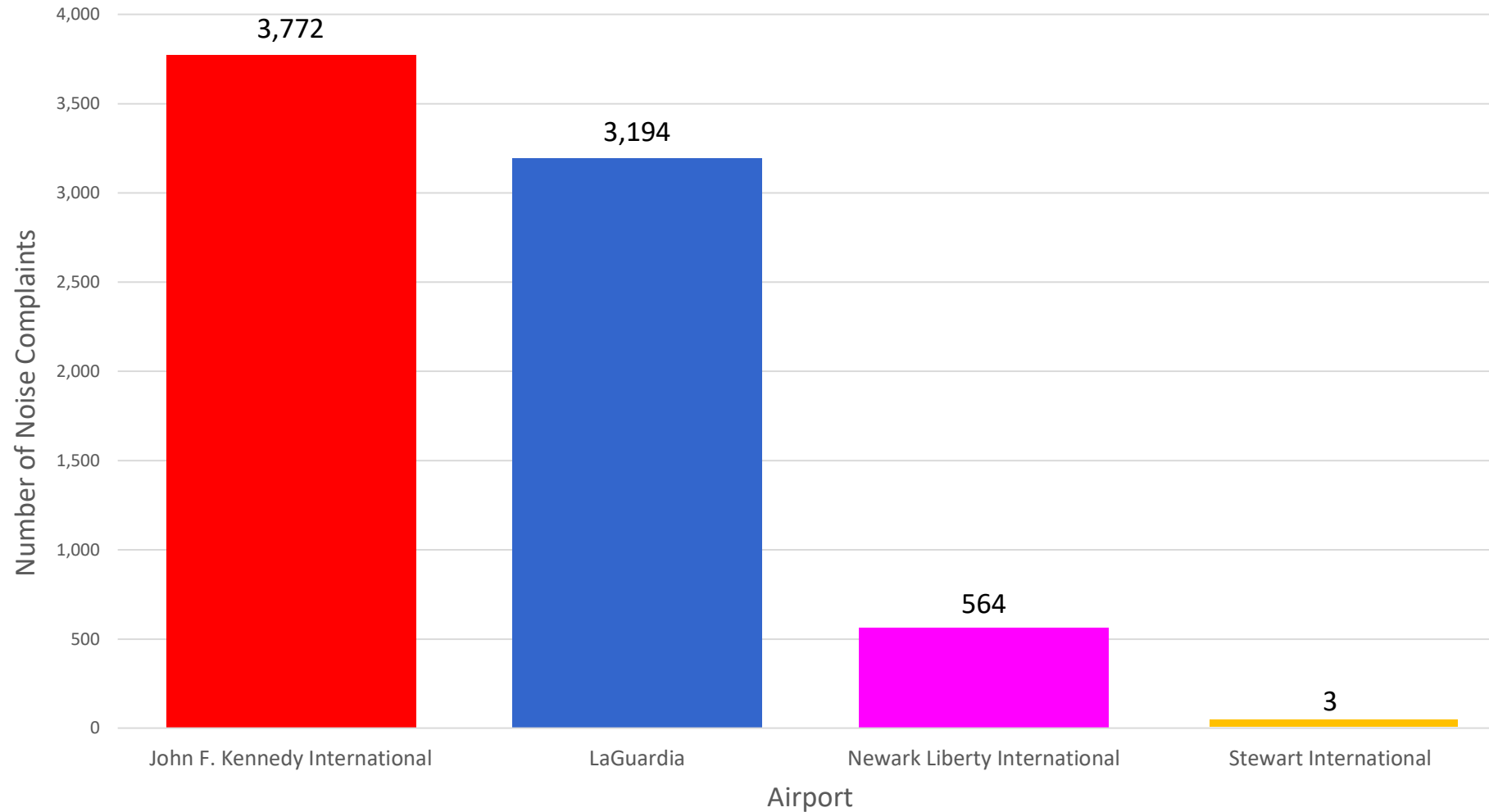
# Households Statistics, by Location\* - March 2026



\*Top 10 Locations

# Number of Complaints by Airport - March 2026

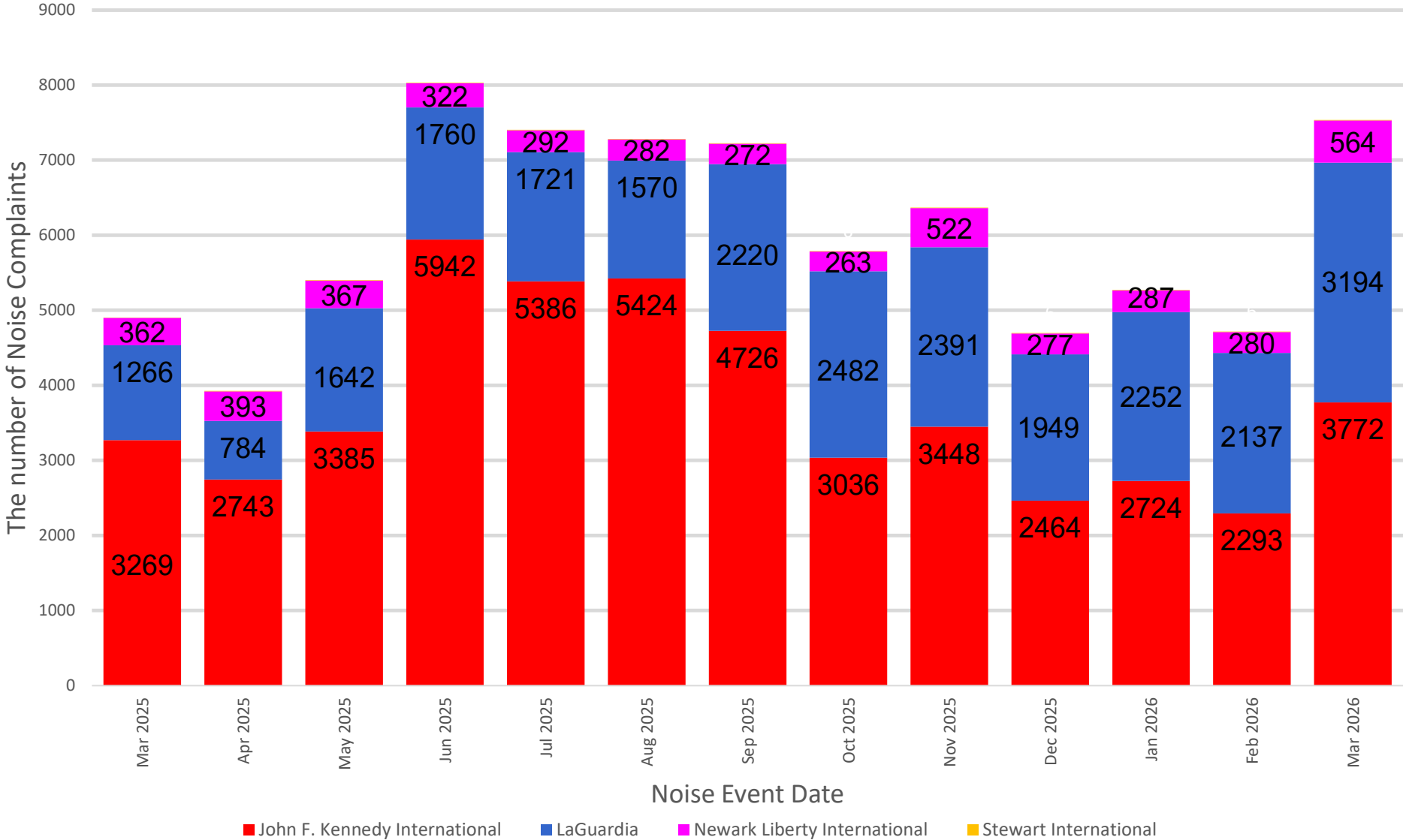
MONTHLY – Complaints by Airport  
Noise Event Date Range: Mar 01 2026 to Mar 31 2026  
Number of Noise Complaints: 7,533



*Note: Of the 7,533 complaints, 5,718 (76 %) were submitted by 10 Households*

# 13-Month Overview: Number of Complaints by Airport

MONTHLY – Complaints – By Airport  
 Noise Event Date Range: Mar 01 2025 to Mar 31 2026  
 The number of Noise Complaints: 73,638



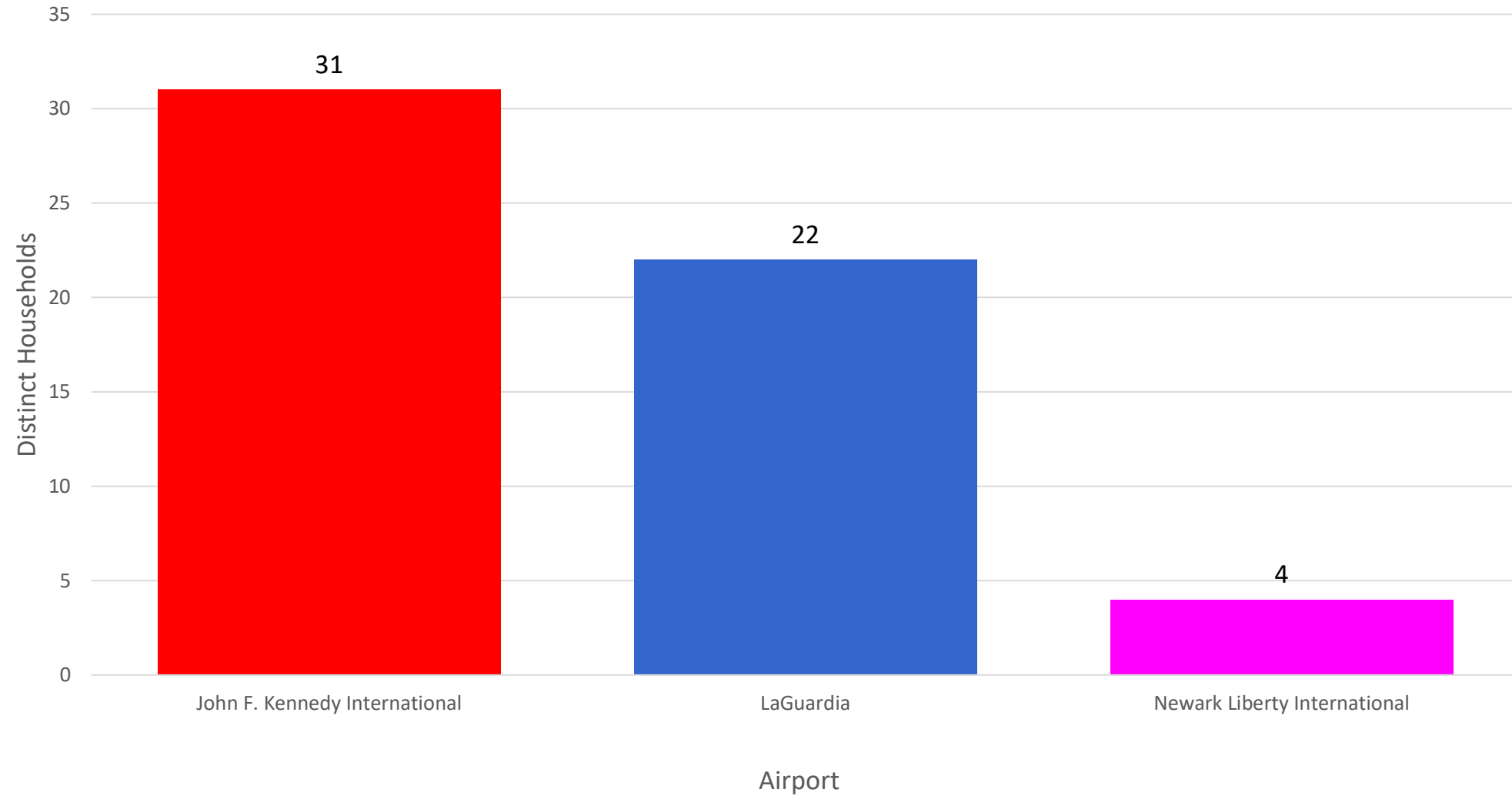
# *Noise Complaints Received Via Third-Party App(s)*

## Notes:

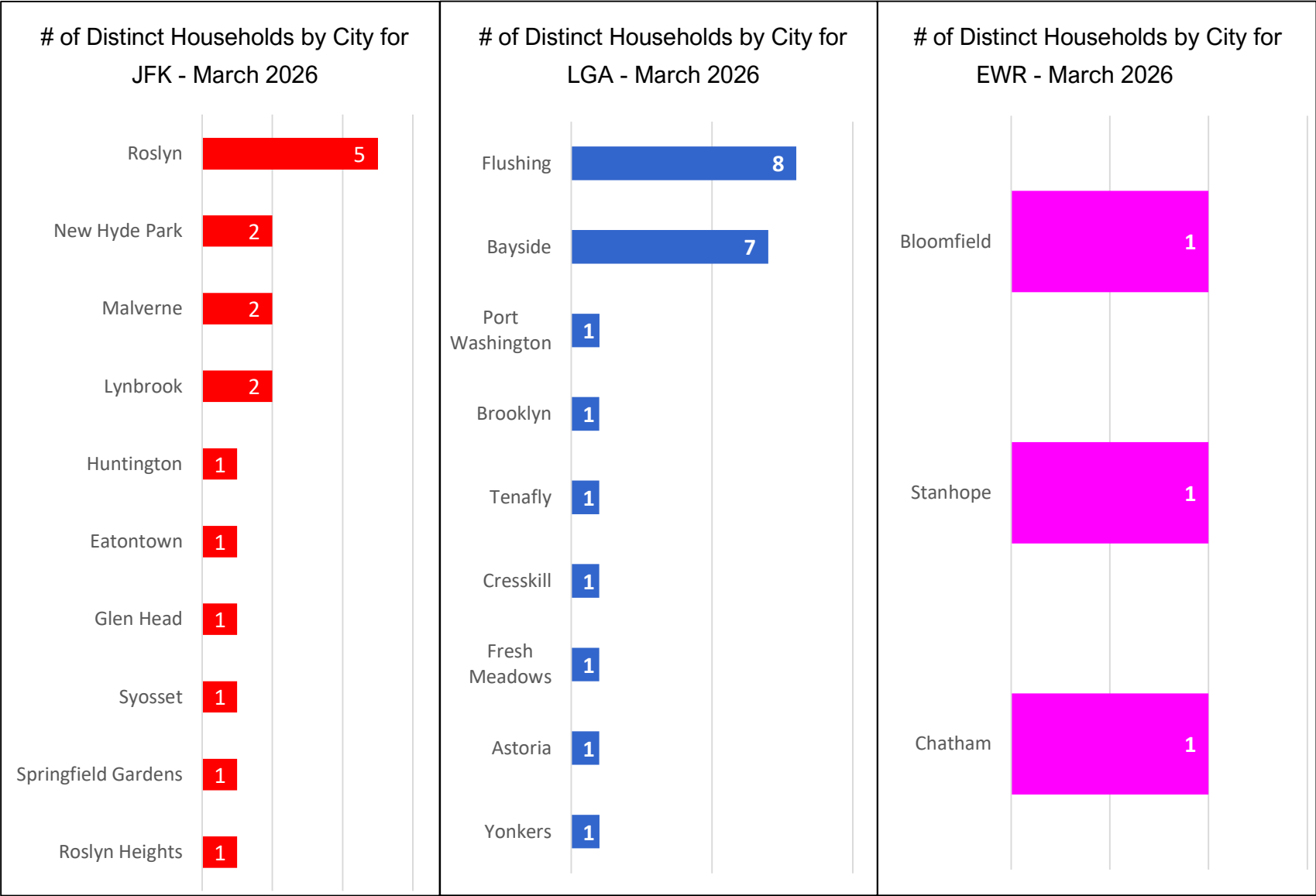
1. Third-party app(s) complaints are those that are sent by an external system into the Port Authority's PlaneNoise system, i.e. complaints that come in through a paid service/app or any other automated service, and are not filed by the user filling-in the web form manually.
2. Complaints from Third-party app(s) are kept and stored in the same database as complaints received through Port Authority PlaneNoise system.
3. While in the same database, data is compiled and reported a) for each individual noise source, and, b) as a combination of all complaint sources.

# Number of Households by Airport 3rd Party - March 2026

MONTHLY – Total Households/Airport  
Noise Event Date Range: Mar 01 2026 to Mar 31 2026  
Distinct Households: 57



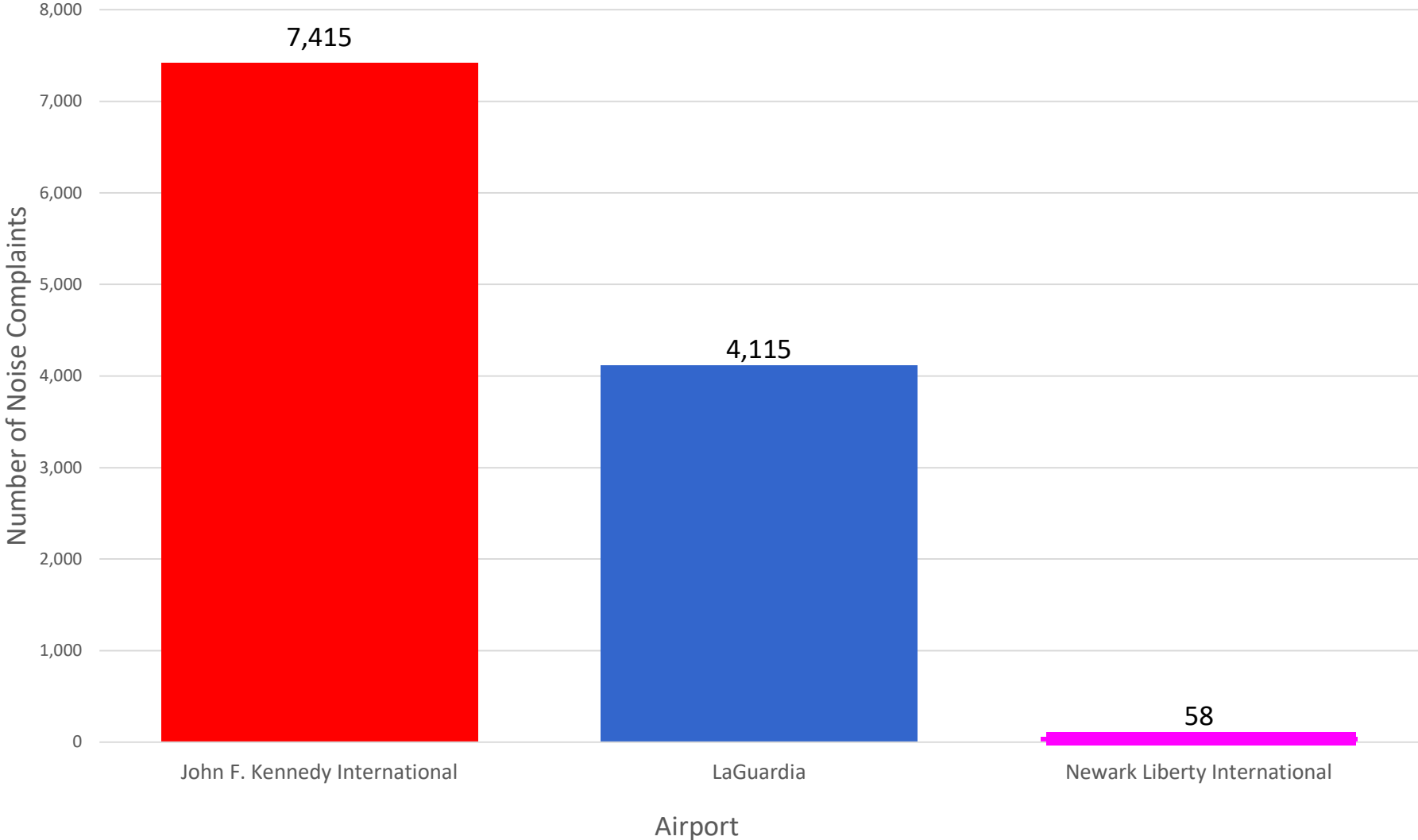
# Third-Party App Households Locations\* - March 2026



\*Top 10 Locations

# Third-Party App Complaints by Airport - March 2026

MONTHLY – Complaints by Airport (via 3rd Party App)  
Noise Event Date Range: Mar 01 2026 to Mar 31 2026  
Number of Noise Complaints: 11,588



*Note: Of the 11,588 complaints, 10,664 (92 %) were submitted by 10 Households*

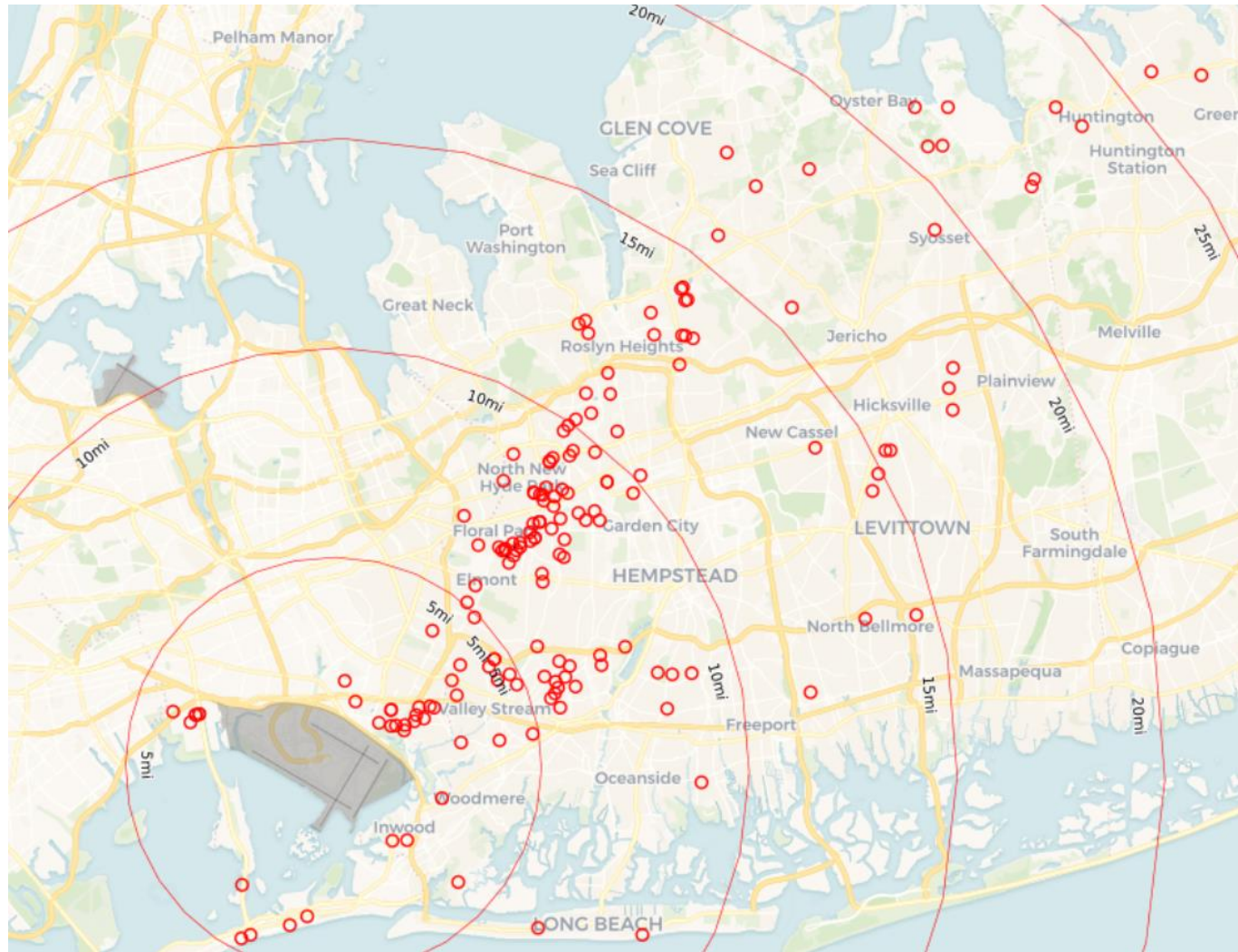
# Total No. of Complaints and Households - All Airports

Month	PA PlaneNoise (Complaints/ <b>Households</b> )	3rd Party App (Complaints/ <b>Households</b> )
March 2025	4,898 / <b>425</b>	10,969 / <b>68</b>
April 2025	3,923 / <b>307</b>	9,822 / <b>61</b>
May 2025	5,398 / <b>419</b>	14,562 / <b>71</b>
June 2025	8,028 / <b>516</b>	13,056 / <b>67</b>
July 2025	7,408 / <b>449</b>	9,850 / <b>68</b>
August 2025	7,281 / <b>443</b>	13,132 / <b>66</b>
September 2025	7,222 / <b>674</b>	16,754 / <b>67</b>
October 2025	5,781 / <b>528</b>	10,227 / <b>56</b>
November 2025	6,366 / <b>354</b>	6,577 / <b>48</b>
December 2025	4,699 / <b>231</b>	7,119 / <b>45</b>
January 2026	5,294 / <b>209</b>	7,445 / <b>44</b>
February 2026	4,713 / <b>179</b>	9,281 / <b>47</b>
March 2026	7,533 / <b>317</b>	11,588 / <b>59</b>

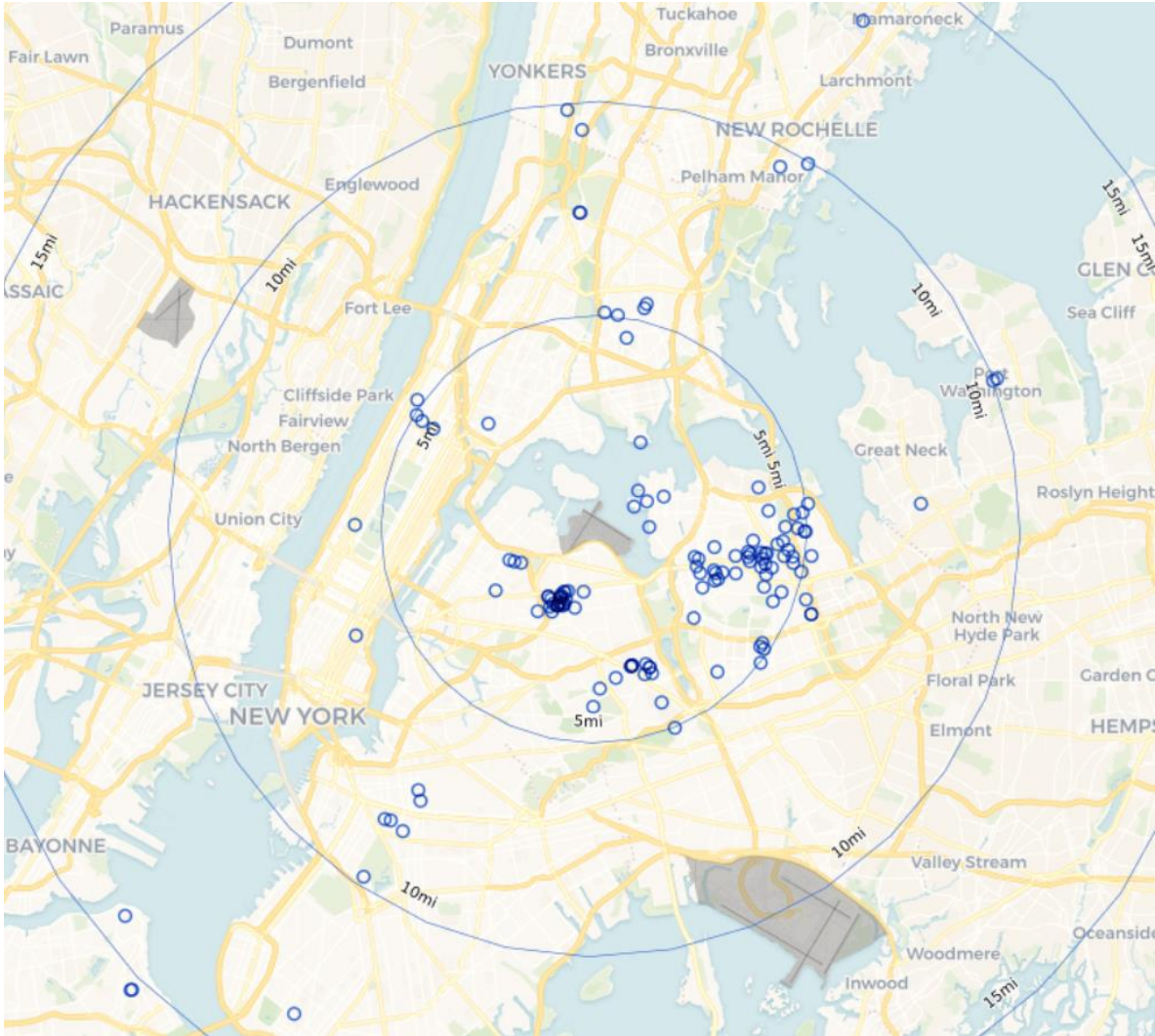
# Total No. of Complaints - JFK, LGA, EWR

Month	JFK Complaints			LGA Complaints			EWR Complaints		
	PA PlaneNoise	3rd Party App	Total	PA PlaneNoise	3rd Party App	Total	PA PlaneNoise	3rd Party App	Total
Mar 2025	3,269	7,648	10,917	1,266	3,233	4,499	362	88	450
Apr 2025	2,743	7,647	10,390	784	2,092	2,876	393	83	476
May 2025	3,385	10,687	14,072	1,642	3,801	5,443	367	74	441
Jun 2025	5,942	10,267	16,209	1,760	2,704	4,464	322	85	407
Jul 2025	5,386	6,381	11,767	1,721	3,421	5,142	292	48	340
Aug 2025	5,424	8,697	14,121	1,570	4,329	5,899	282	106	388
Sep 2025	4,726	11,535	16,261	2,220	5,114	7,334	272	105	377
Oct 2025	3,036	8,398	11,434	2,482	1,751	4,233	263	78	341
Nov 2025	3,448	4,721	8,169	2,391	1,829	4,220	522	27	549
Dec 2025	2,464	5,843	8,307	1,949	1,241	3,190	277	35	312
Jan 2026	2,724	5,751	8,475	2,252	1,672	3,924	287	22	309
Feb 2026	2,293	7,043	9,336	2,137	2,215	4,352	280	23	303
Mar 2026	3,772	7,415	11,187	3,194	4,115	7,309	564	58	622

# March 2026 JFK Households Location Map (PA PlaneNoise & Third-Party App)



# March 2026 LGA Households Location Map (PA PlaneNoise & Third-Party App)



# March 2026 EWR Households Location Map (PA PlaneNoise & Third-Party App)

