

# **PANYNJ Noise Complaints Report**

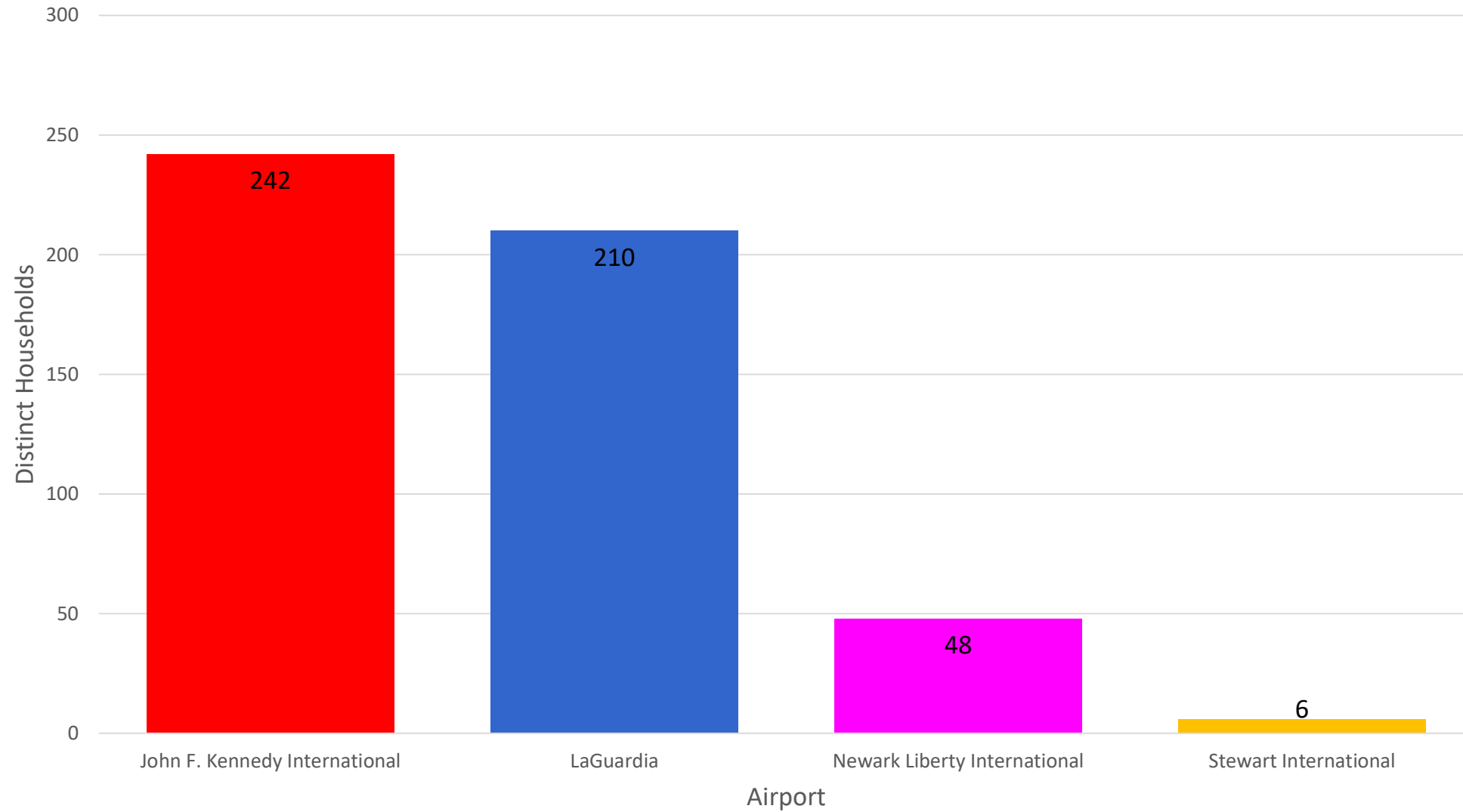
---

**May 2024**

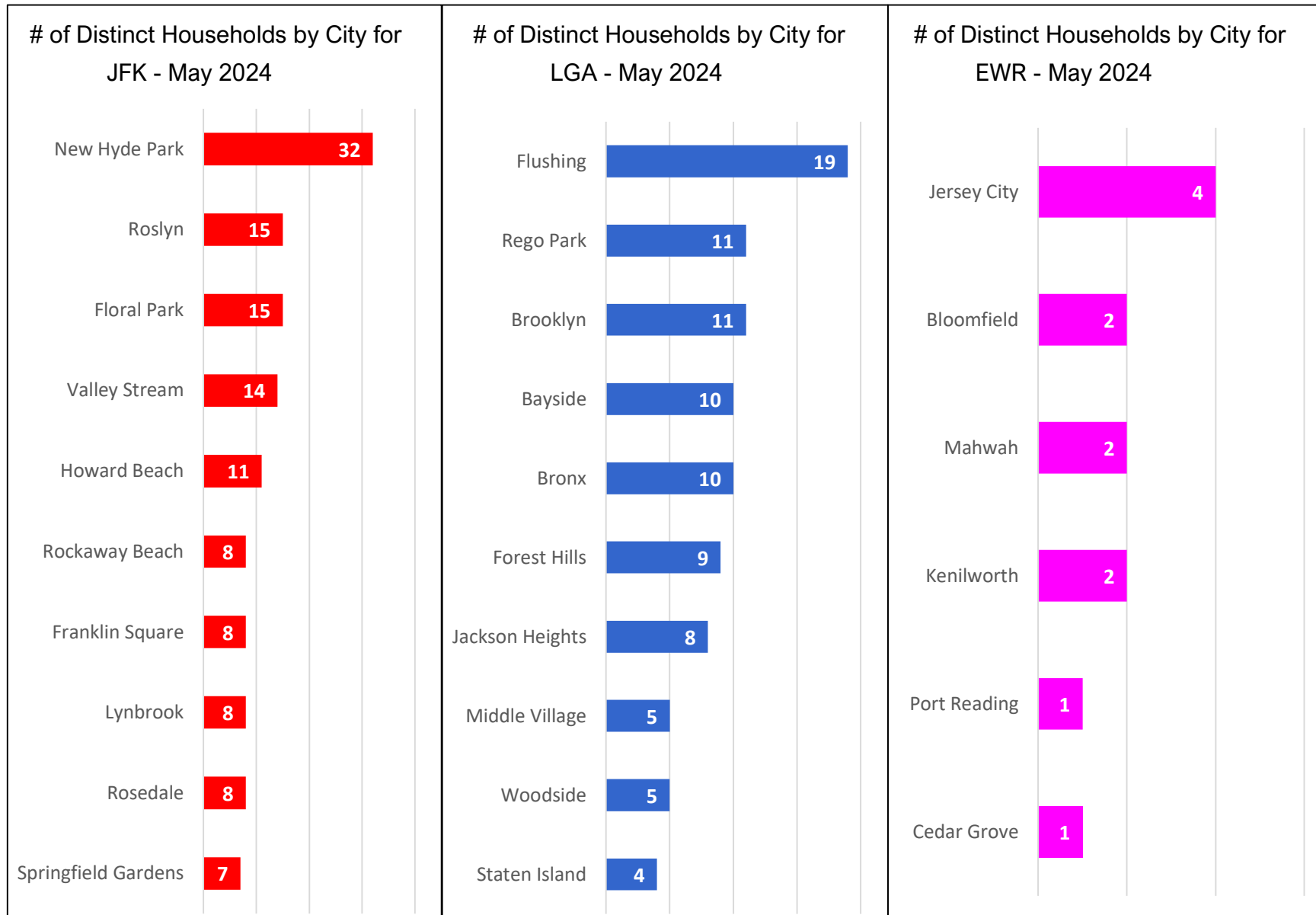
# Noise Complaints Received Via PlaneNoise System

# Number of Households by Airport - May 2024

MONTHLY – Total Households/Airport  
Noise Event Date Range: May 01 2024 to May 31 2024  
Distinct Households: 506



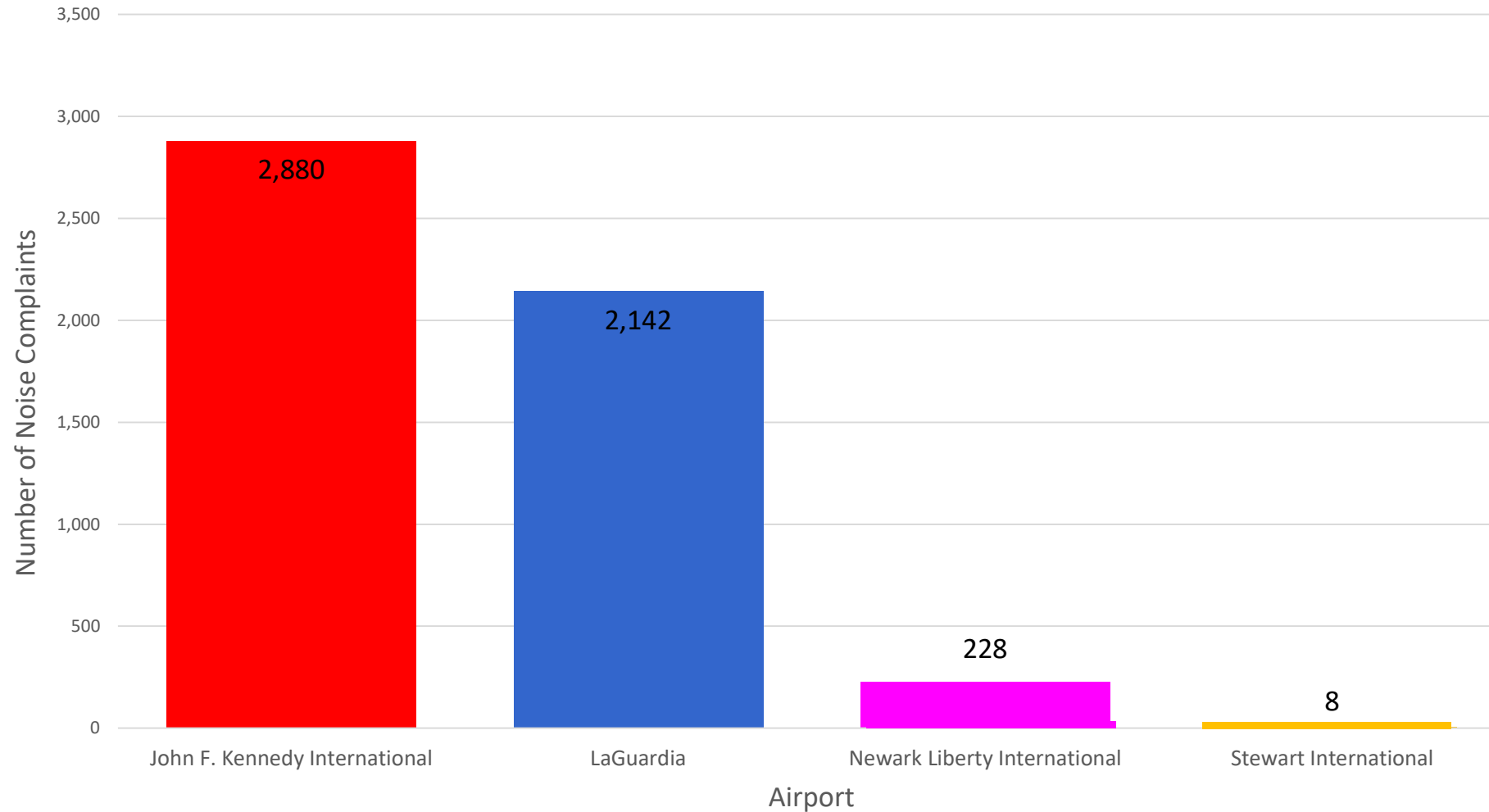
# Households Statistics, by Location\* - May 2024



\*Top 10 Locations

# Number of Complaints by Airport - May 2024

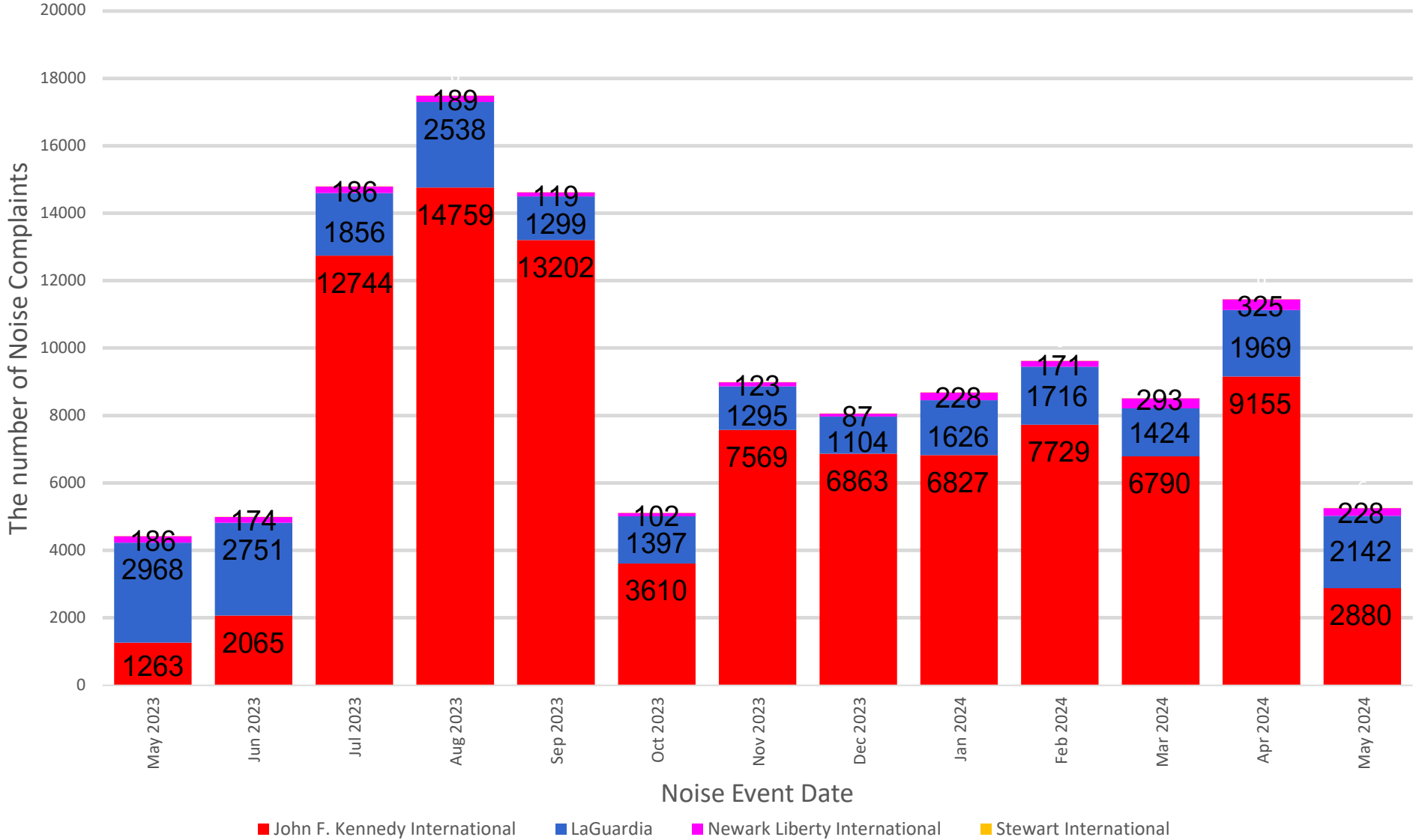
MONTHLY – Complaints by Airport  
Noise Event Date Range: May 01 2024 to May 31 2024  
Number of Noise Complaints: 5,258



*Note: Of the 5,258 complaints, 1,934 (37 %) were submitted by 10 Households*

# 13-Month Overview: Number of Complaints by Airport

MONTHLY – Complaints – By Airport  
 Noise Event Date Range: May 01 2023 to May 31 2024  
 The number of Noise Complaints: 122,030



\* Starting from May 2024, some of complaints have been moved under 3RD Party App complaints as shown on Page 10.

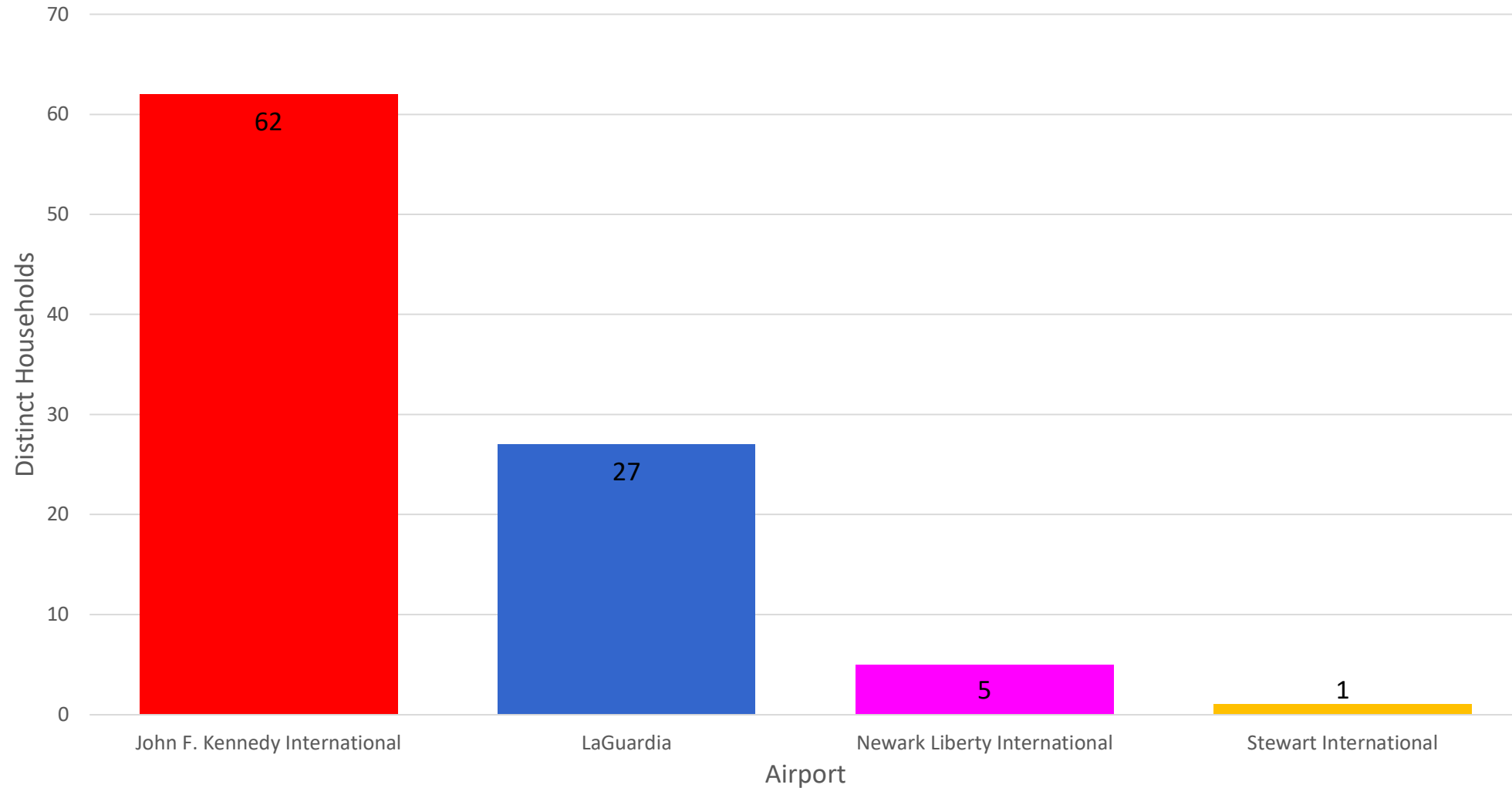
# *Noise Complaints Received Via Third-Party App(s)*

## Notes:

1. Third-party app(s) complaints are those that are sent by an external system into the Port Authority's PlaneNoise system, i.e. complaints that come in through a paid service/app or any other automated service, and are not filed by the user filling-in the web form manually.
2. Complaints from Third-party app(s) are kept and stored in the same database as complaints received through Port Authority PlaneNoise system.
3. While in the same database, data is compiled and reported a) for each individual noise source, and, b) as a combination of all complaint sources

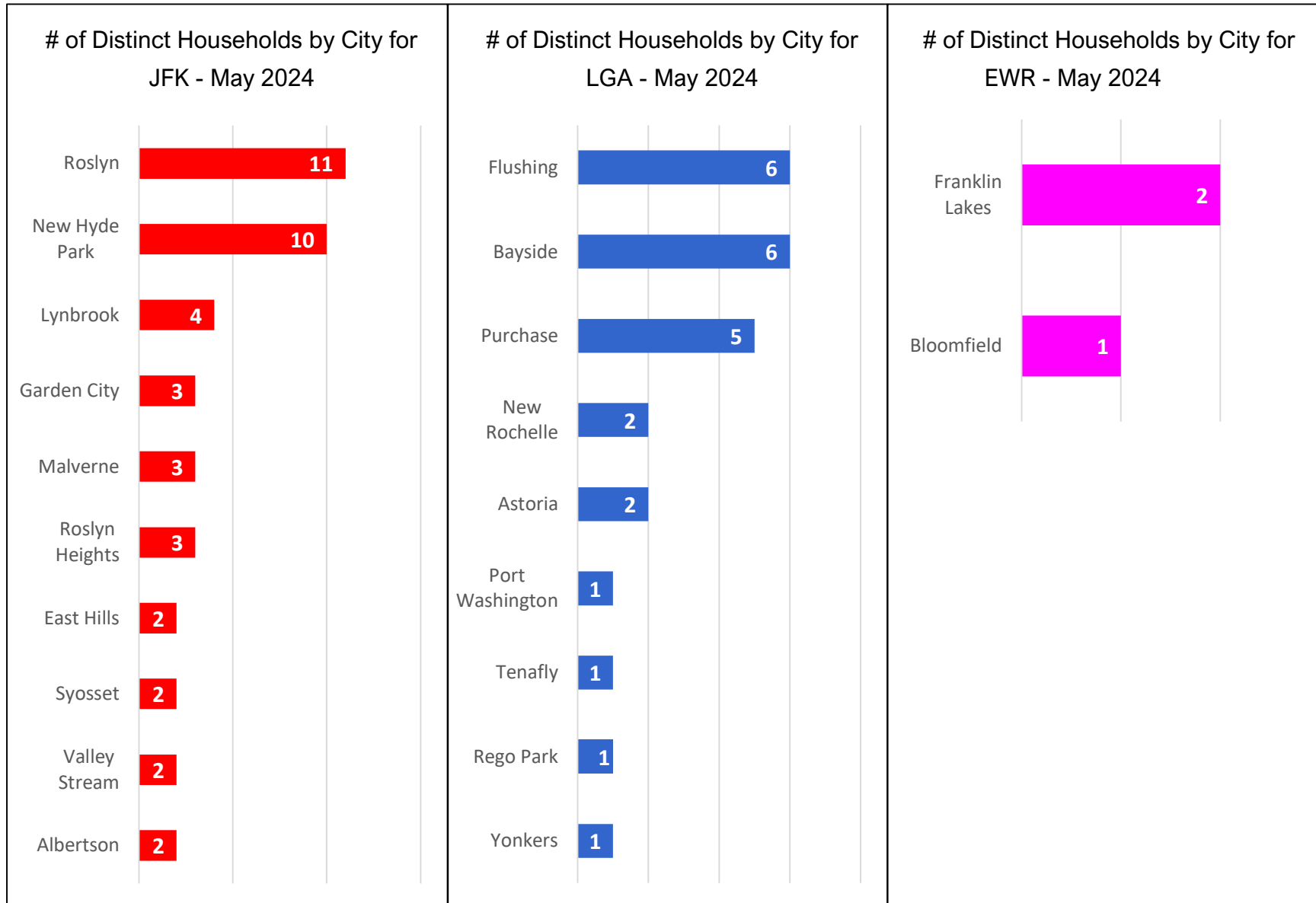
# Number of Households by Airport 3rd Party - May 2024

MONTHLY – Total Households/Airport  
Noise Event Date Range: May 01 2024 to May 31 2024  
Distinct Households: 95





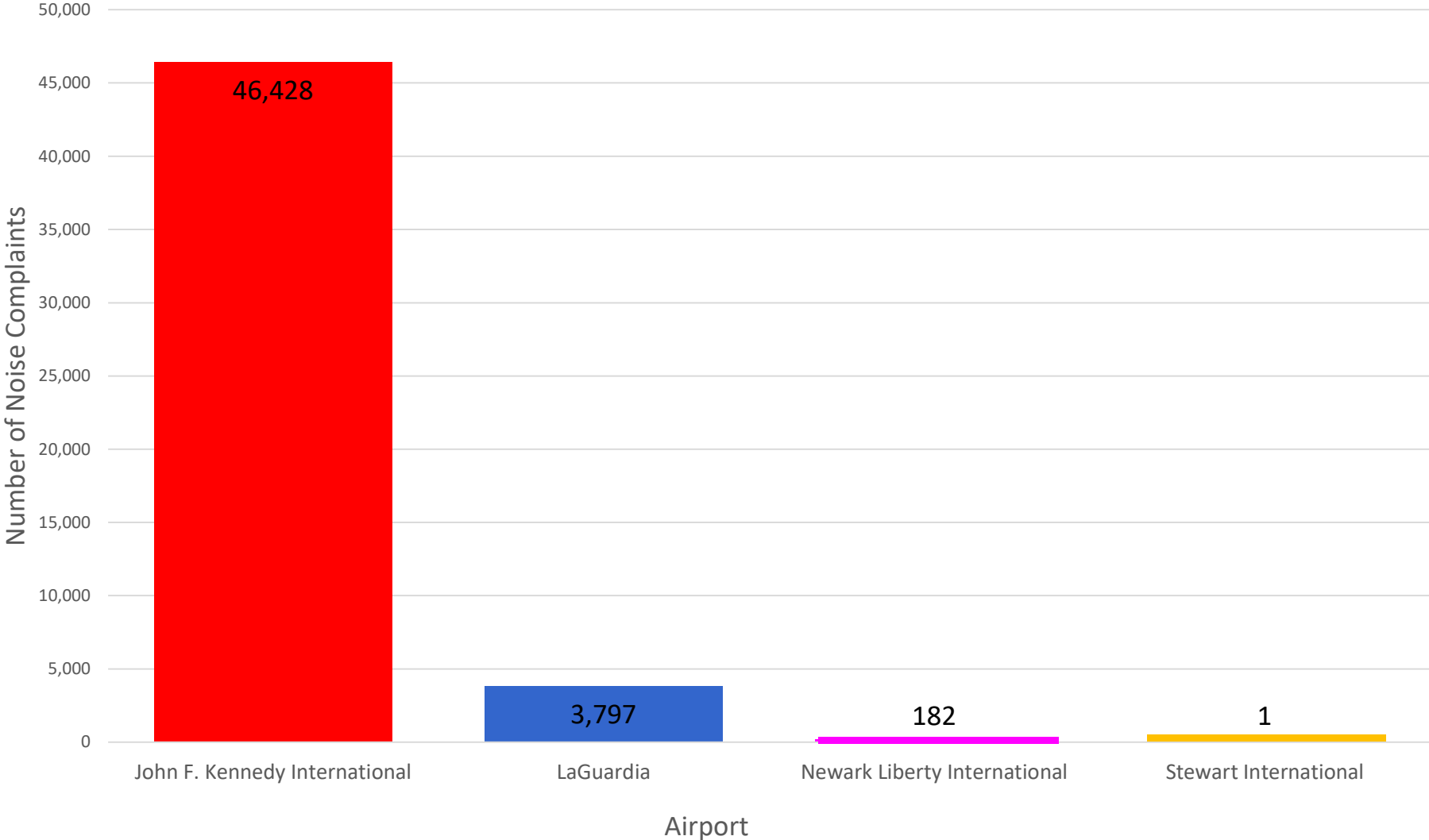
# Third-Party App Households Locations\* - May 2024



\*Top 10 Locations

# Third-Party App Complaints by Airport - May 2024

MONTHLY – Complaints by Airport (via 3rd Party App)  
Noise Event Date Range: May 01 2024 to May 31 2024  
Number of Noise Complaints: 50,408



*Note: Of the 50,408 complaints, 31,458 (62 %) were submitted by 10 Households*

# Total No. of Complaints and Households - All Airports

Month	PA PlaneNoise (Complaints/ <b>Households</b> )	3rd Party App (Complaints/ <b>Households</b> )
May 2023	4,419 / <b>332</b>	19,159 / <b>76</b>
June 2023	4,996 / <b>457</b>	19,865 / <b>90</b>
July 2023	14,789 / <b>371</b>	19,071 / <b>83</b>
August 2023	17,490 / <b>486</b>	17,482 / <b>78</b>
September 2023	14,623 / <b>421</b>	18,333 / <b>67</b>
October 2023	5,111 / <b>382</b>	14,918 / <b>67</b>
November 2023	8,989 / <b>246</b>	13,793 / <b>64</b>
December 2023	8,054 / <b>277</b>	16,596 / <b>55</b>
January 2024	8,681 / <b>238</b>	12,467 / <b>51</b>
February 2024	9,616 / <b>258</b>	12,947 / <b>56</b>
March 2024	8,507 / <b>252</b>	12,540 / <b>55</b>
April 2024	11,449 / <b>358</b>	16,619 / <b>65</b>
May 2024	5,258 / <b>506</b>	50,408 / <b>95</b>

# Total No. of Complaints - JFK, LGA, EWR

Month	JFK Complaints			LGA Complaints			EWR Complaints		
	PA PlaneNoise	3rd Party App	Total	PA PlaneNoise	3rd Party App	Total	PA PlaneNoise	3rd Party App	Total
May 2023	1,263	14,058	15,321	2,968	5,100	8,068	186	1	187
Jun 2023	2,065	14,129	16,194	2,751	5,727	8,478	174	9	183
Jul 2023	12,744	13,390	26,134	1,856	5,669	7,525	186	12	198
Aug 2023	14,759	12,802	27,561	2,538	4,610	7,148	189	70	259
Sep 2023	13,202	16,088	29,290	1,299	2,227	3,526	119	18	137
Oct 2023	3,610	12,314	15,924	1,397	2,578	3,975	102	26	128
Nov 2023	7,569	11,503	19,072	1,295	2,277	3,572	123	13	136
Dec 2023	6,863	14,914	21,777	1,104	1,663	2,767	87	19	106
Jan 2024	6,827	11,285	18,112	1,626	1,175	2,801	228	7	235
Feb 2024	7,729	9,864	17,593	1,716	3,082	4,798	171	1	172
Mar 2024	6,790	10,666	17,456	1,424	1,872	3,296	293	2	295
Apr 2024	9,155	13,248	22,403	1,969	3,349	5,318	325	22	347
May 2024	2,880	46,428	49,308	2,142	3,797	5,939	228	182	410