



TETERBORO AIRCRAFT NOISE ABATEMENT ADVISORY COMMITTEE

First Quarter 2016 Report

Gabriel Andino,
Manager -
Noise Abatement &
Environmental
Compliance

Michael Fiscus,
Asst. Manager -
Noise Abatement &
Environmental
Compliance

Dan Gardon,
Specialist -
Noise Abatement &
Environmental
Compliance

TETERBORO AIRCRAFT NOISE

ABATEMENT ADVISORY COMMITTEE

- Introduction
- Old Business
- New Business
 - Noise Abatement Manager's First Quarter Report
 - Aircraft Activity
 - Noise Readings
 - Noise Complaints
 - Aircraft Noise Violations
- Committee Members Proposals
- General Discussion
- Adjournment



April 27, 2016

2016 ERHC Fly Neighborly Kickoff Meeting

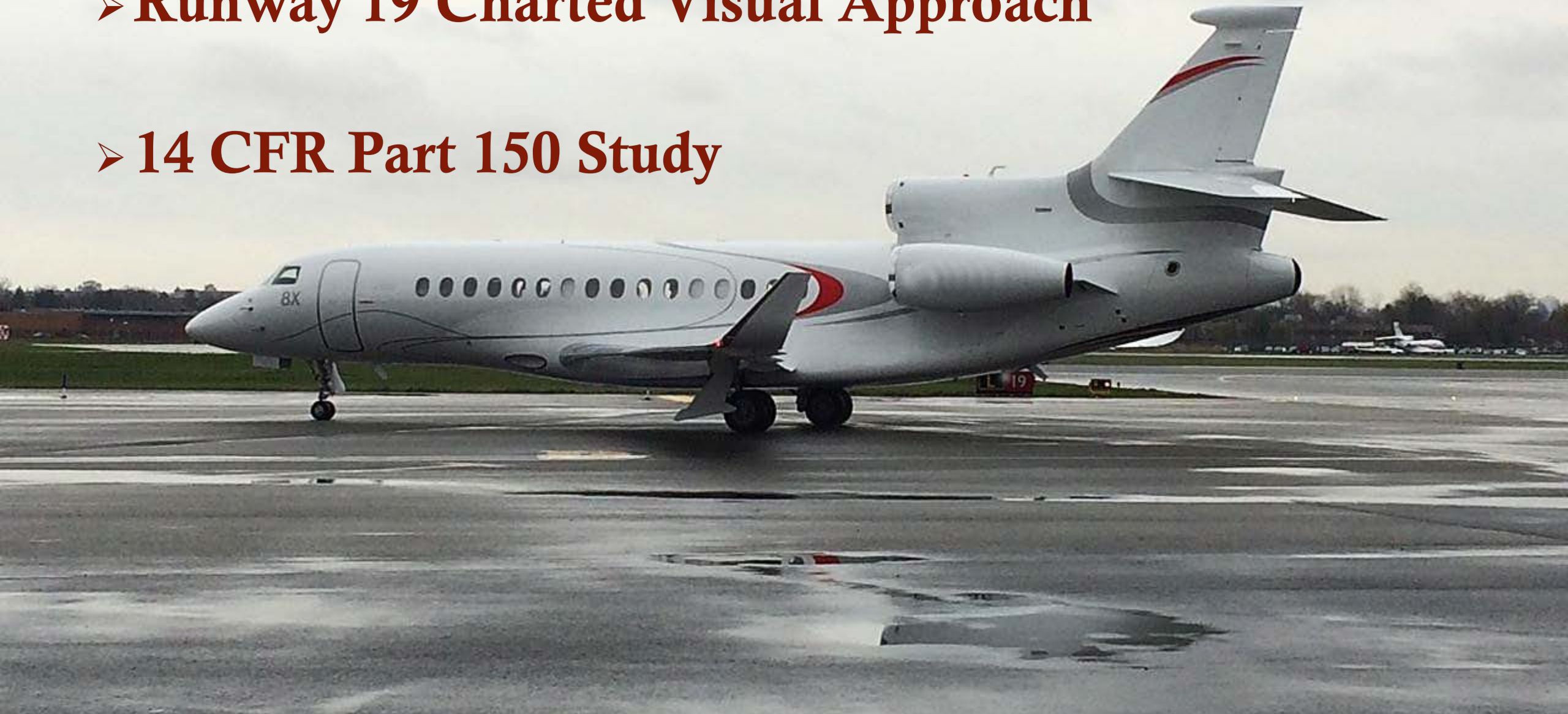
- ◆ Attended the Eastern Regional Helicopter Council's 2016 Fly Neighborly Kickoff Meeting.
- ◆ The Fly Neighborly Kickoff Meeting was attended by XX helicopter operators.
- ◆ Discussed Teterboro Helicopter Routes and noise sensitive areas adjacent to the airport.



Old Business

➤ Runway 19 Charted Visual Approach

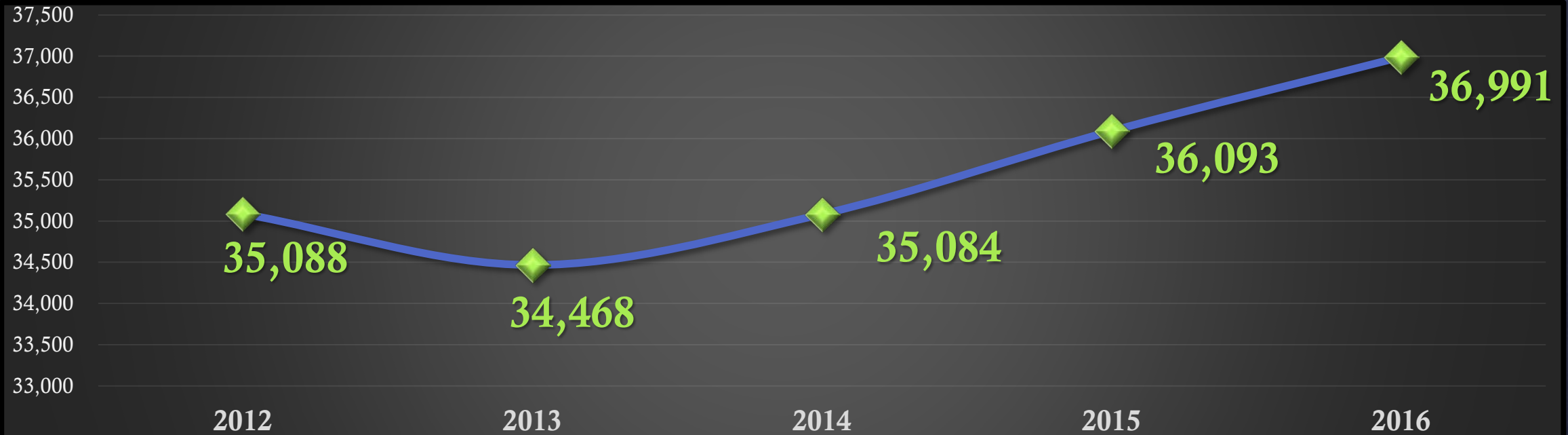
➤ 14 CFR Part 150 Study



New Business



Airport Activity Report – First Quarter 2016

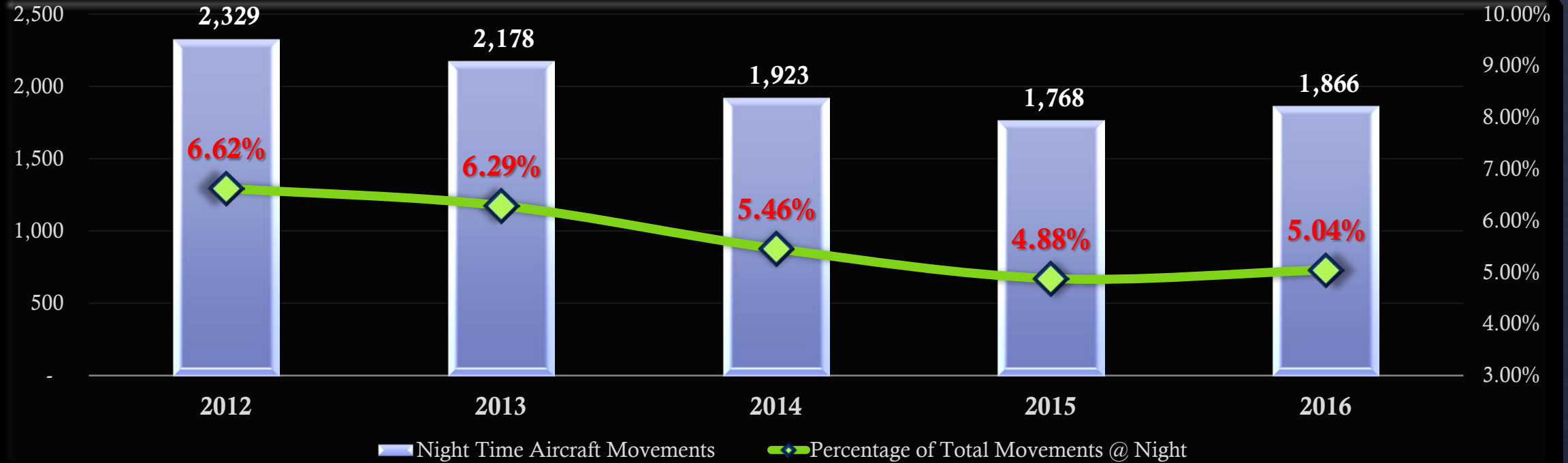


Movements

Change

	2012	2013	2014	2015	2016	2012/2013	2013/2014	2014/2015	2015/2016
Props:	1,997	1,334	942	852	1,071	-33.20%	-29.39%	-9.55%	25.70%
Turbo-Props:	2,222	1,966	1,916	2,113	2,303	-11.52%	-2.54%	10.28%	8.99%
Helicopter:	1,303	1,466	1,526	1,556	2,232	12.51%	4.09%	1.97%	43.44%
Jet:	29,566	29,702	30,700	31,572	31,385	0.46%	3.36%	2.84%	-0.59%
Total:	35,088	34,468	35,084	36,093	36,991	-1.77%	1.79%	2.88%	2.49%

Night Time Movements (11:00p.m. – 6:00A.M.) – First Quarter 2016



Year	Night Time Aircraft Movements	Total Aircraft Movements	Percentage of Total Movements at Night
2012	2,329	35,163	6.62%
2013	2,178	34,627	6.29%
2014	1,923	35,233	5.46%
2015	1,768	36,243	4.88%
2016	1,866	36,991	5.04%

LDN(A) of the Noise System - 1st Quarter 2016

RMS 103

2015 61.9
2016 60.3
Change -1.6

RMS 104

2015 50.6
2016 51.4
Change +0.8

RMS 105

2015 45.0
2016 47.3
Change +2.3

RMS 102

2015 39.0
2016 38.4
Change -0.6

RMS 101

2015 55.2
2016 56.4
Change +1.2

RMS 106

2015 52.1
2016 51.0
Change -1.1

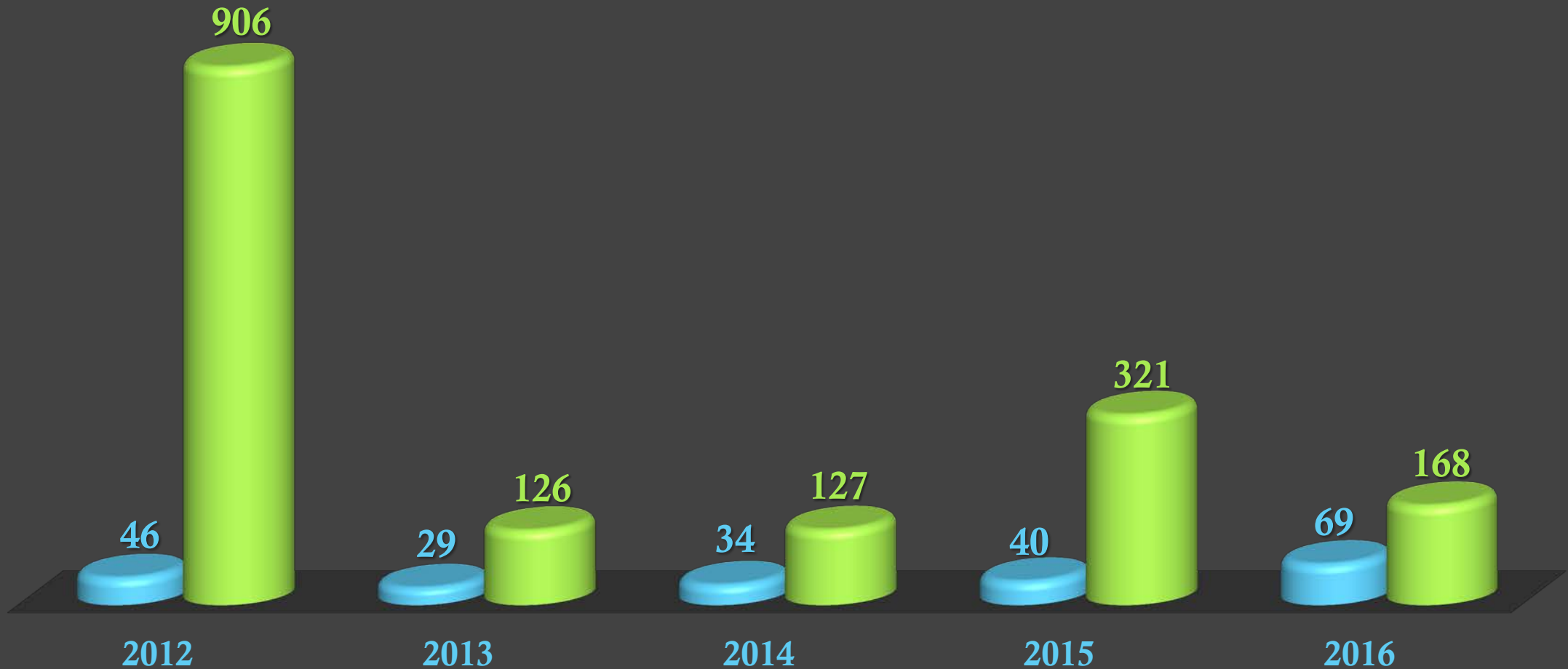
Arr Dep

Newark Liberty International Airport

Noise Complaints – First Quarter 2016

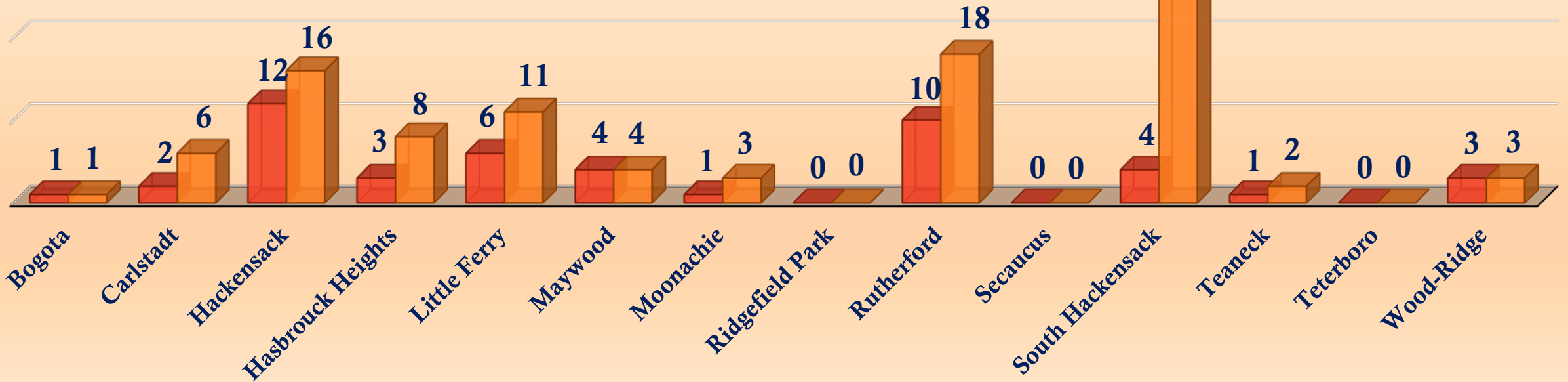
NUMBER OF CALLERS VS. NUMBER OF COMPLAINTS

■ Number of Callers: ■ Number of Complaints:

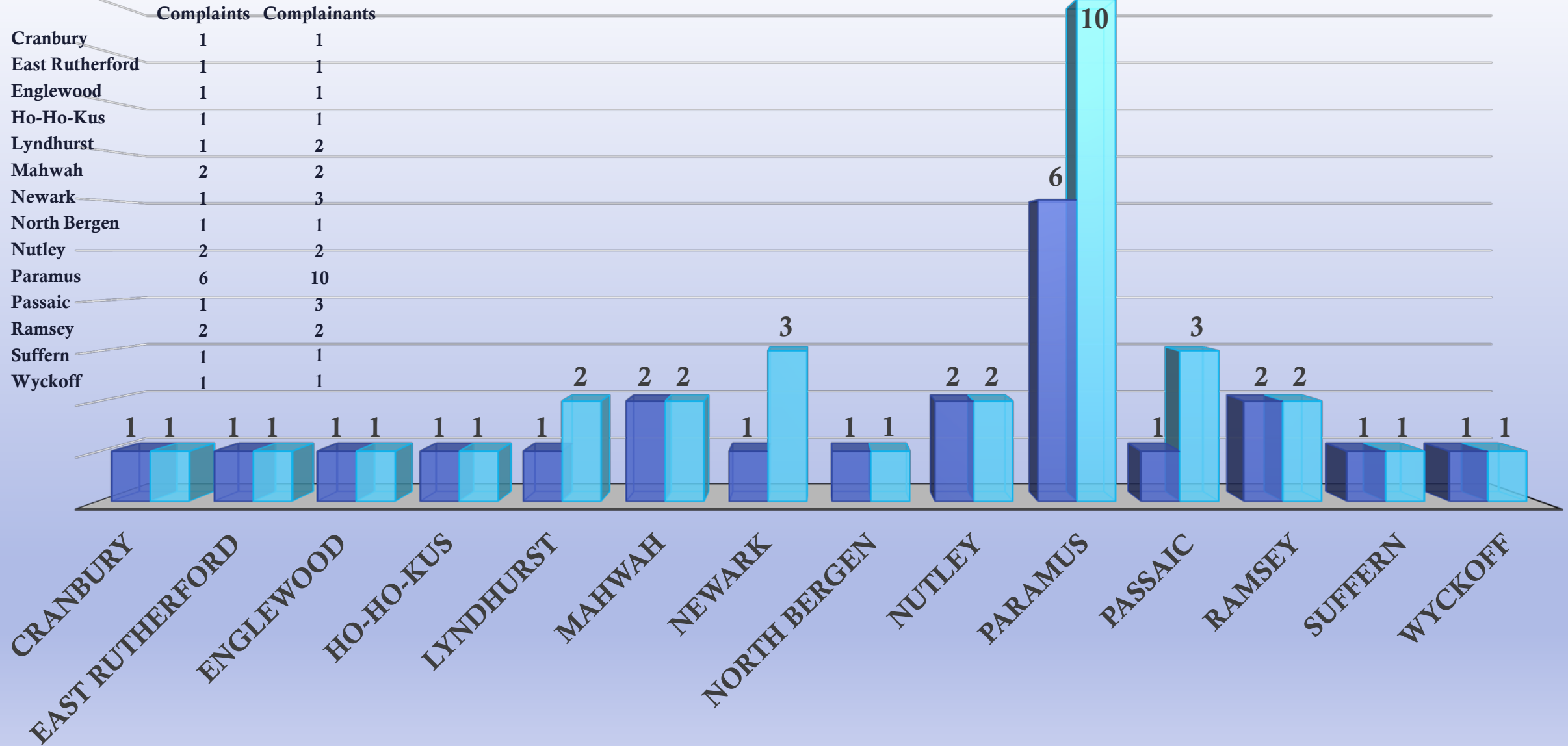


Noise Complaints by Town (TANAAC Members) - First Quarter 2016

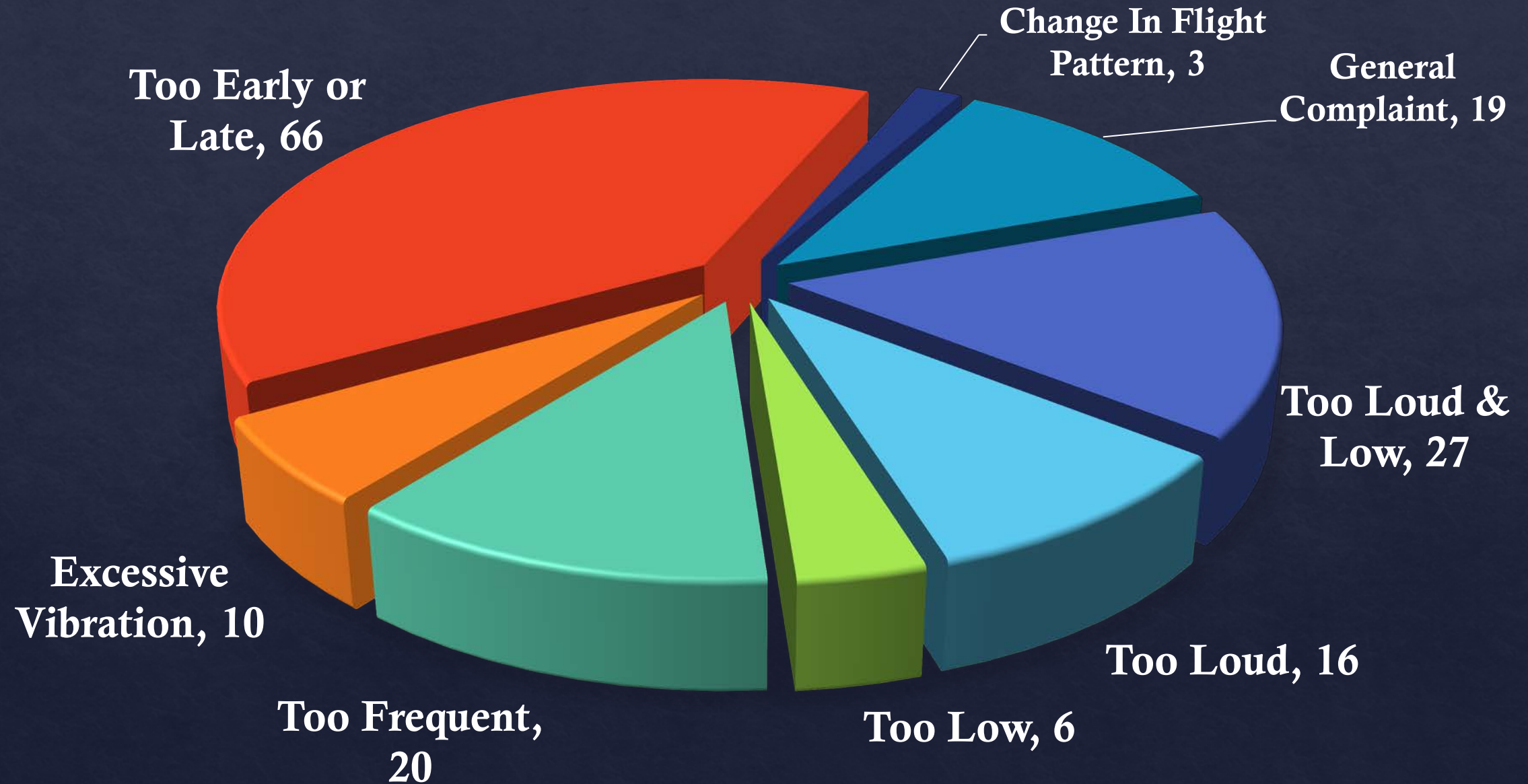
City	Complainants	Complaints
Bogota	1	1
Carlstadt	2	6
Hackensack	12	16
Hasbrouck Heights	3	8
Little Ferry	6	11
Maywood	4	4
Moonachie	1	3
Ridgefield Park	0	0
Rutherford	10	18
Secaucus	0	0
South Hackensack	4	65
Teaneck	1	2
Teterboro	0	0
Wood-Ridge	3	3



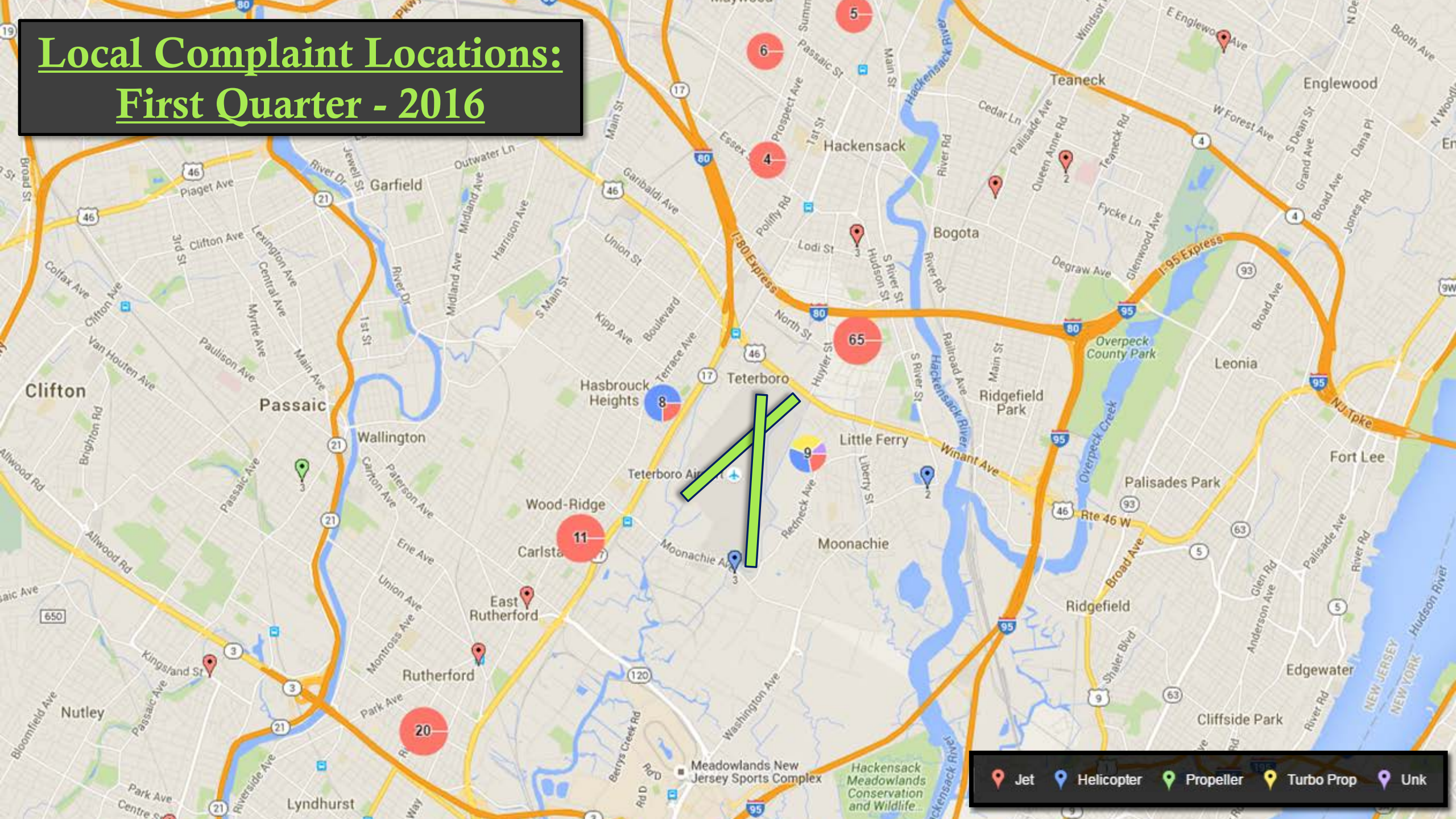
Noise Complaints By Town (Non-TANAAC Members) – First Quarter 2016



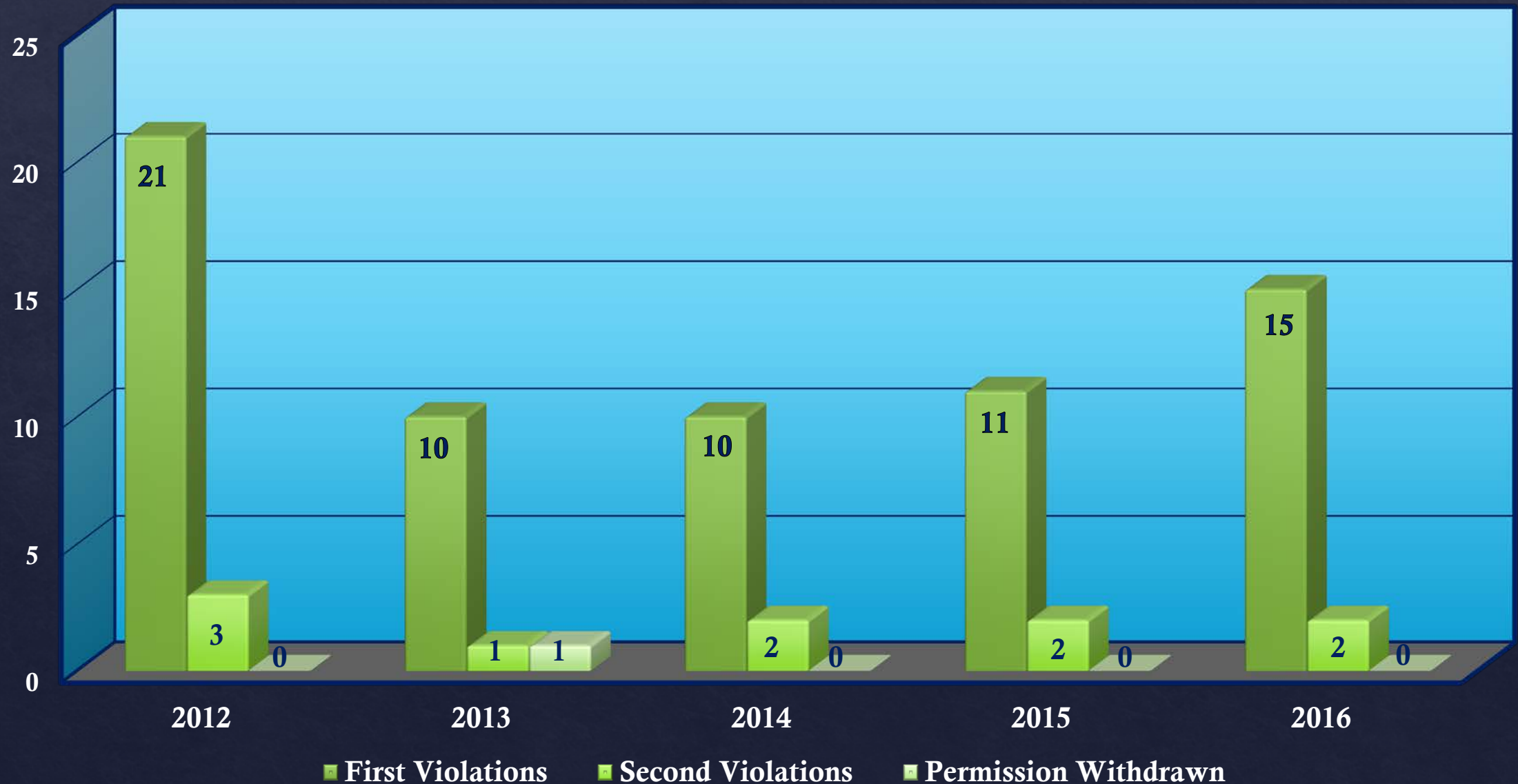
Complaint Nature of Disturbance – First Quarter 2016



Local Complaint Locations: First Quarter - 2016



Aircraft Noise Violations – First Quarter 2016



Thank You For Your Attention

We Look Forward to your Attendance at the Next Scheduled Meeting on:



WEDNESDAY, JULY 27, 2016 AT 6:00 P.M.