



**Airport**  
**Teterboro**  
THE PORT AUTHORITY OF NY&NJ

**TETERBORO AIRCRAFT NOISE ABATEMENT ADVISORY COMMITTEE**  
**2017 1<sup>ST</sup> QUARTER REPORT**

**GABRIEL ANDINO**

MANAGER  
NOISE ABATEMENT &  
ENVIRONMENTAL  
COMPLIANCE

**MICHAEL FISCUS**

ASST. MANAGER  
NOISE ABATEMENT &  
ENVIRONMENTAL  
COMPLIANCE

**DAN GARDON**

SPECIALIST  
NOISE ABATEMENT &  
ENVIRONMENTAL  
COMPLIANCE

# TETERBORO AIRCRAFT NOISE ABATEMENT ADVISORY COMMITTEE

- Introduction
- Old Business
- New Business
  - RUUDY SIX Briefing (Joey Medders)
- Noise Abatement Manager's First Quarter Report
  - Aircraft Activity
  - Noise Readings
  - Noise Complaints
  - Aircraft Noise Violations
- Committee Members Proposals
- General Discussion
- Adjournment

**April 26, 2017**

# OLD BUSINESS:

- 14 CFR Part 150 Study



Teterboro Airport



THE PORT AUTHORITY OF NY & NJ

# NEW BUSINESS:

- RUUDY SIX Briefing
  - Joey Medders of the FAA



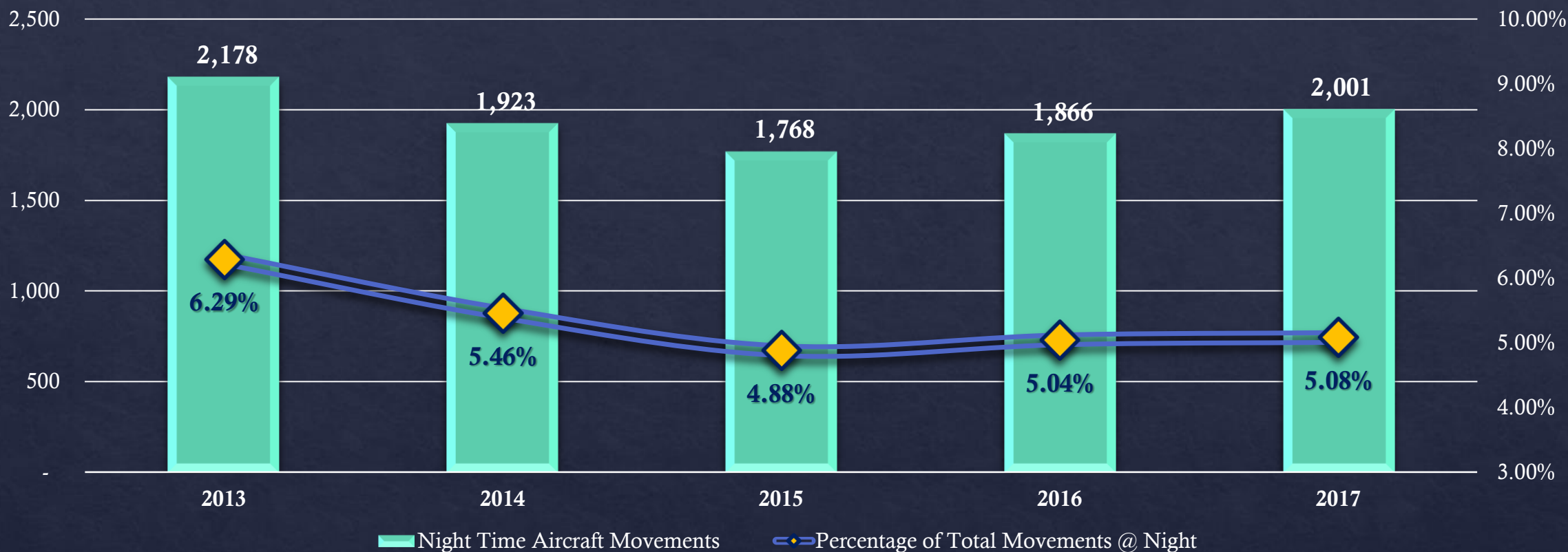
# AIRPORT ACTIVITY REPORT – 1<sup>ST</sup> QUARTER 2017



	Movements					Change			
	2013	2014	2015	2016	2017	2013/2014	2014/2015	2015/2016	2016/2017
<b>Props:</b>	1,334	942	852	1,071	938	-29.39%	-9.55%	25.70%	-12.42%
<b>Turbo-Props:</b>	1,966	1,916	2,113	2,303	2,233	-2.54%	10.28%	8.99%	-3.04%
<b>Helicopters:</b>	1,466	1,526	1,556	2,232	2,424	4.09%	1.97%	43.44%	8.60%
<b>Jets:</b>	29,702	30,700	31,572	31,385	33,611	3.36%	2.84%	-0.59%	7.09%
<b>Total:</b>	<b>34,627</b>	<b>35,233</b>	<b>36,241</b>	<b>37,139</b>	<b>39,381</b>	<b>1.75%</b>	<b>2.86%</b>	<b>2.48%</b>	<b>6.04%</b>

Total Aircraft Movements are Inclusive of Missed Approaches and Touch-and-Go Operations.

# NIGHT TIME MOVEMENTS (11:00P.M. – 6:00A.M.) – 1<sup>ST</sup> QUARTER 2017



Year	Night Time Aircraft Movements	Total Aircraft Movements	% of Total Movements at Night
2013	2,178	34,627	6.29%
2014	1,923	35,233	5.46%
2015	1,768	36,243	4.88%
2016	1,866	36,991	5.04%
2017	2,001	39,381	5.08%

# LDN (A) OF THE NOISE SYSTEM - 2017

**Site 103**  
103: Prospect Avenue, Hackensack

2016	60.3
2017	61.8
<b>Change:</b>	<b>+1.5</b>

**Site 104**  
104: Park Street, Hackensack

2016	51.4
2017	53.0
<b>Change:</b>	<b>+1.6</b>

**Site 105**  
105: Highwood Street, Teaneck

2016	47.3
2017	47.3
<b>Change:</b>	<b>0.0</b>

**Site 102**  
102: Hamilton Street, Hasbrouck

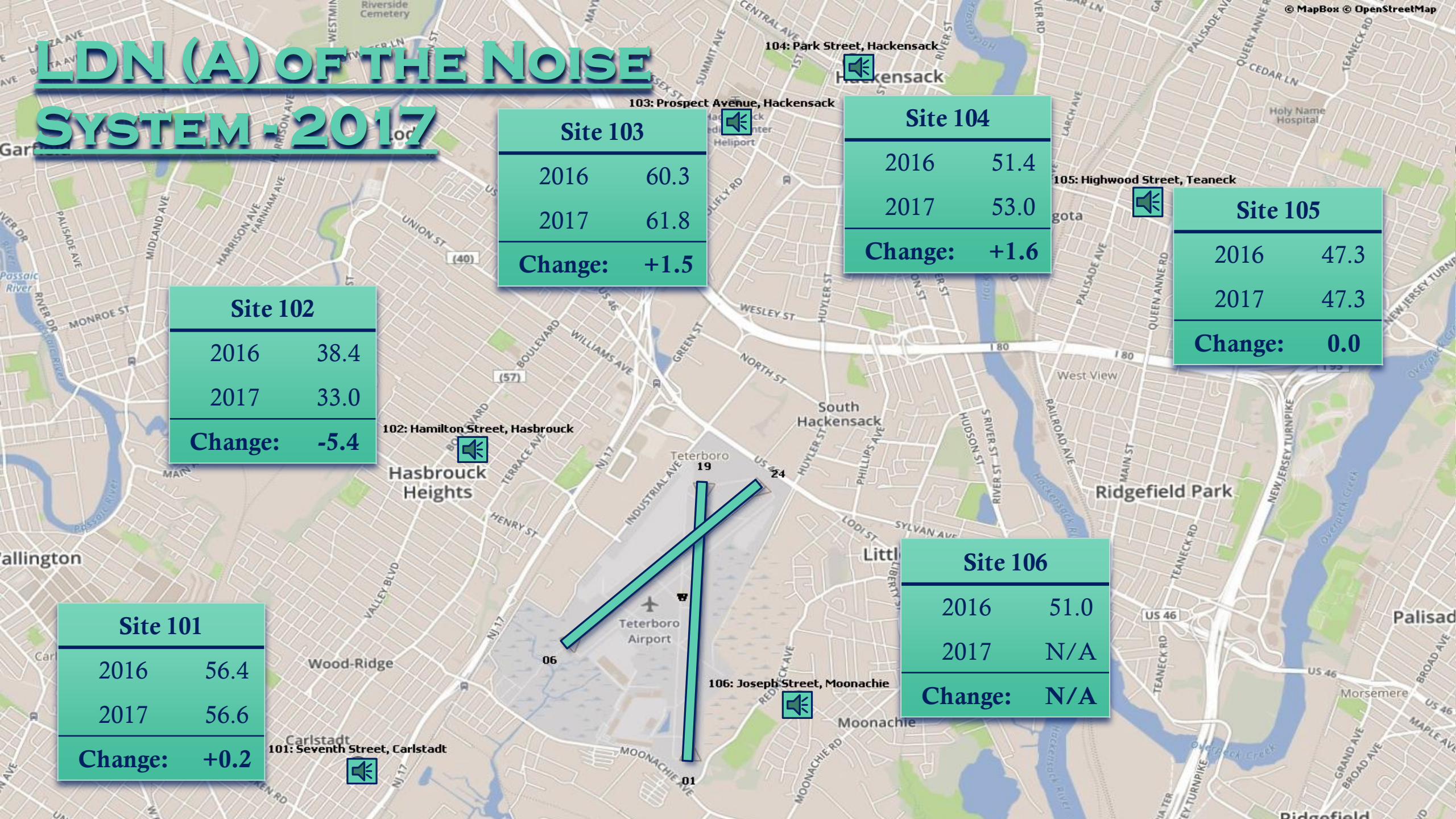
2016	38.4
2017	33.0
<b>Change:</b>	<b>-5.4</b>

**Site 106**  
106: Joseph Street, Moonachie

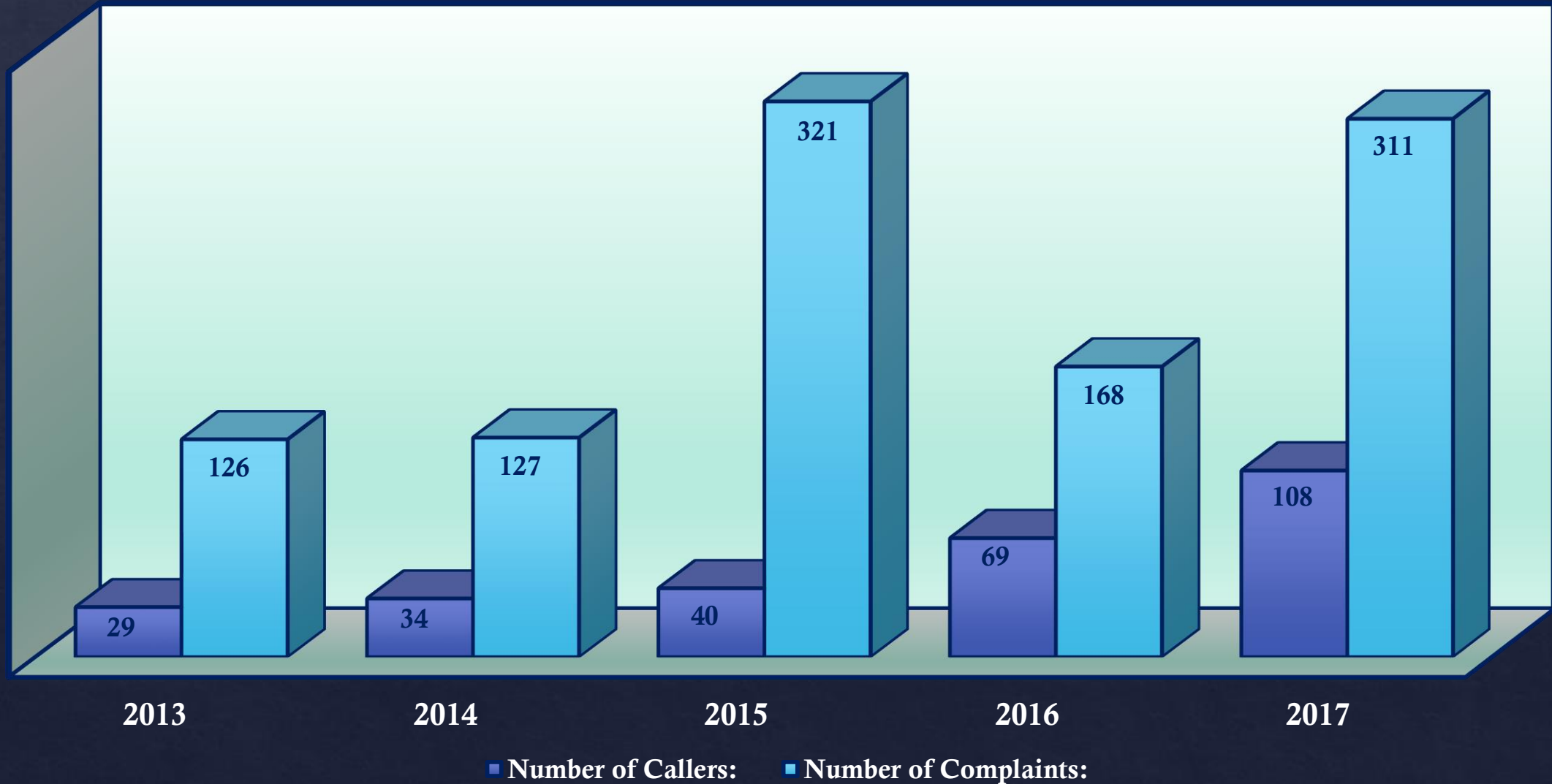
2016	51.0
2017	N/A
<b>Change:</b>	<b>N/A</b>

**Site 101**  
101: Seventh Street, Carlstadt

2016	56.4
2017	56.6
<b>Change:</b>	<b>+0.2</b>

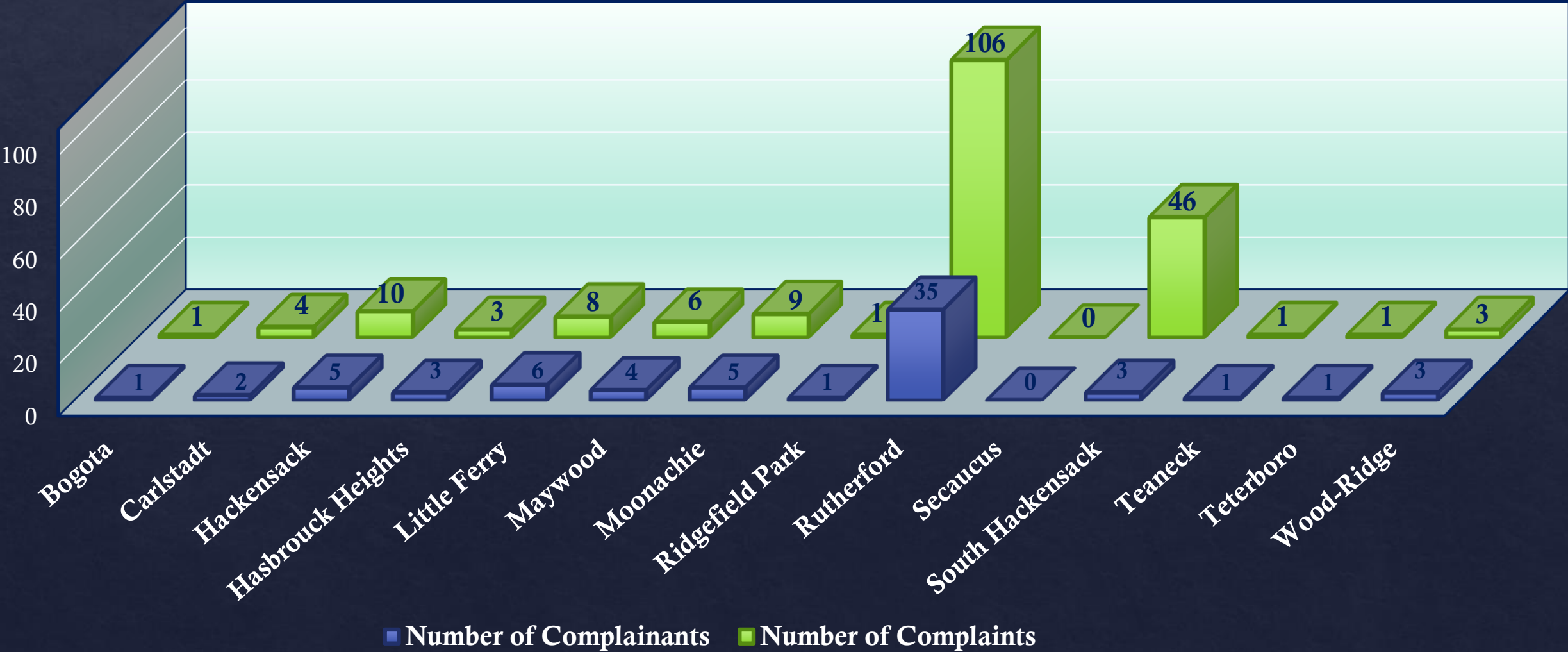


# NOISE COMPLAINTS – 1<sup>ST</sup> QUARTER 2017

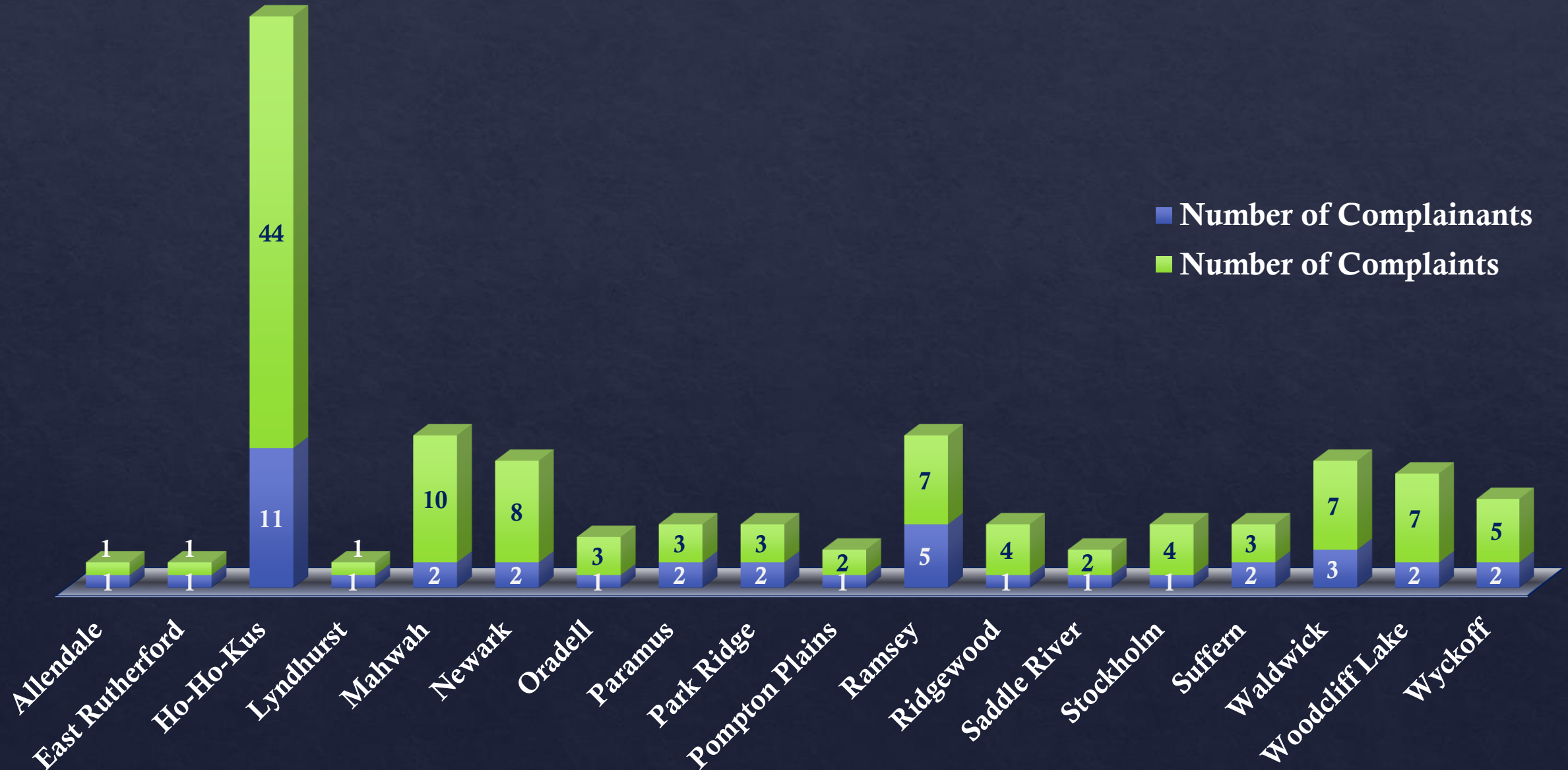




# NOISE COMPLAINTS (TANAAC MEMBERS) – 1<sup>ST</sup> QUARTER 2017



# NOISE COMPLAINTS (NON-TANAAC MEMBERS) – 1<sup>ST</sup> QUARTER 2017:

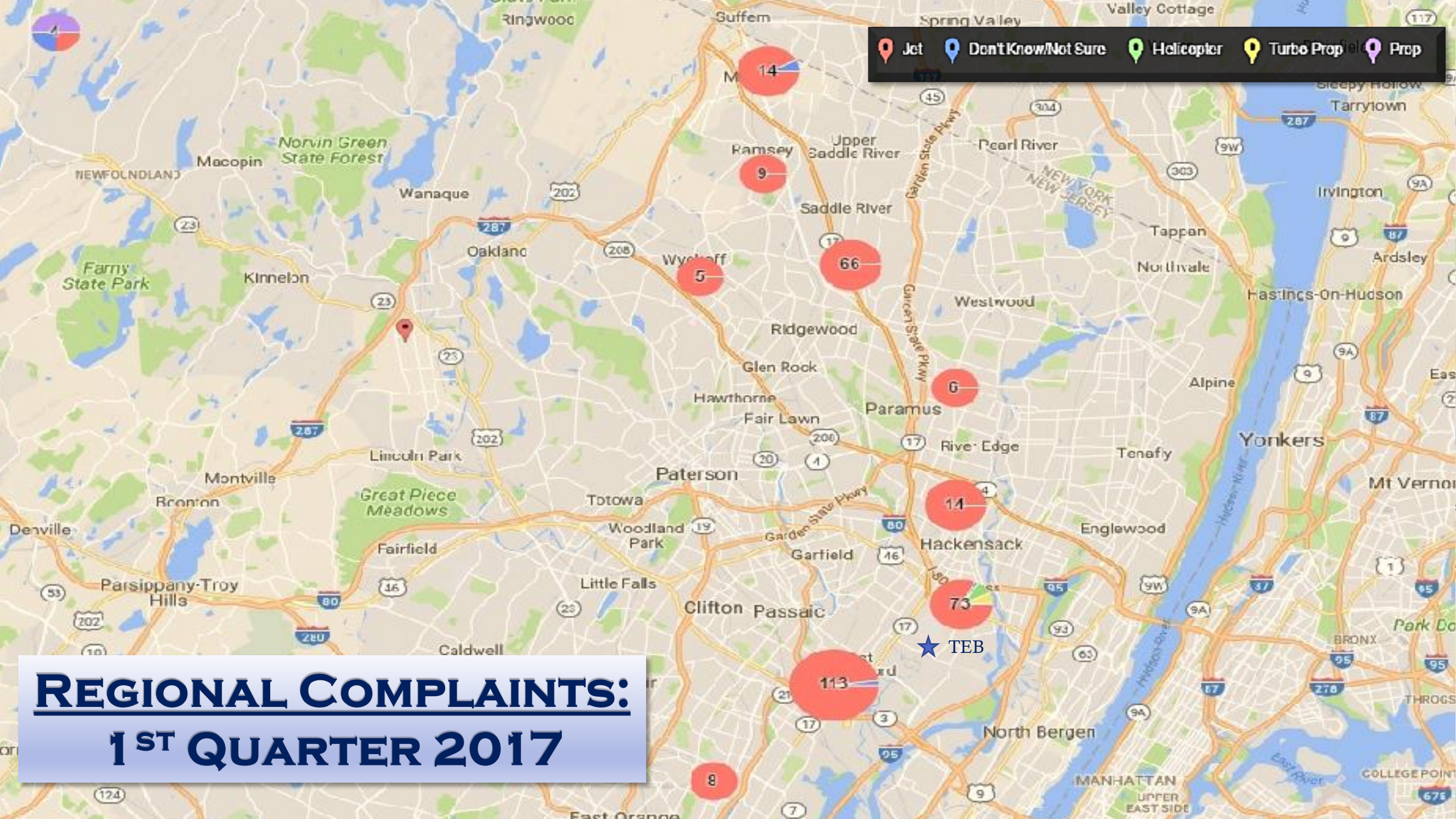


# COMPLAINT LOCATIONS: 1<sup>ST</sup> QUARTER 2017

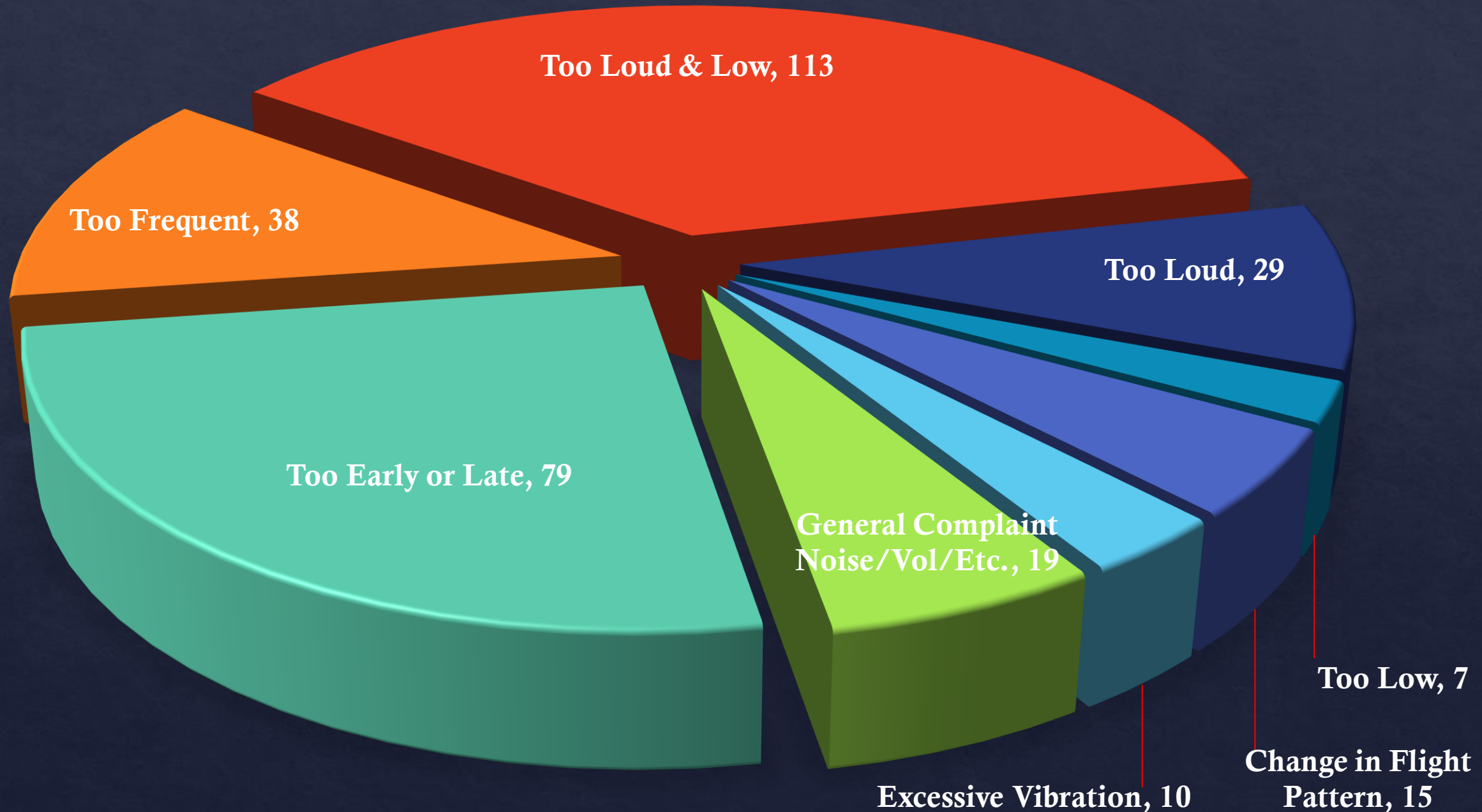


Legend for complaint types:

- Jet (Red icon)
- Don't Know/Not Sure (Blue icon)
- Helicopter (Green icon)
- Turbo Prop (Yellow icon)
- Prop (Purple icon)

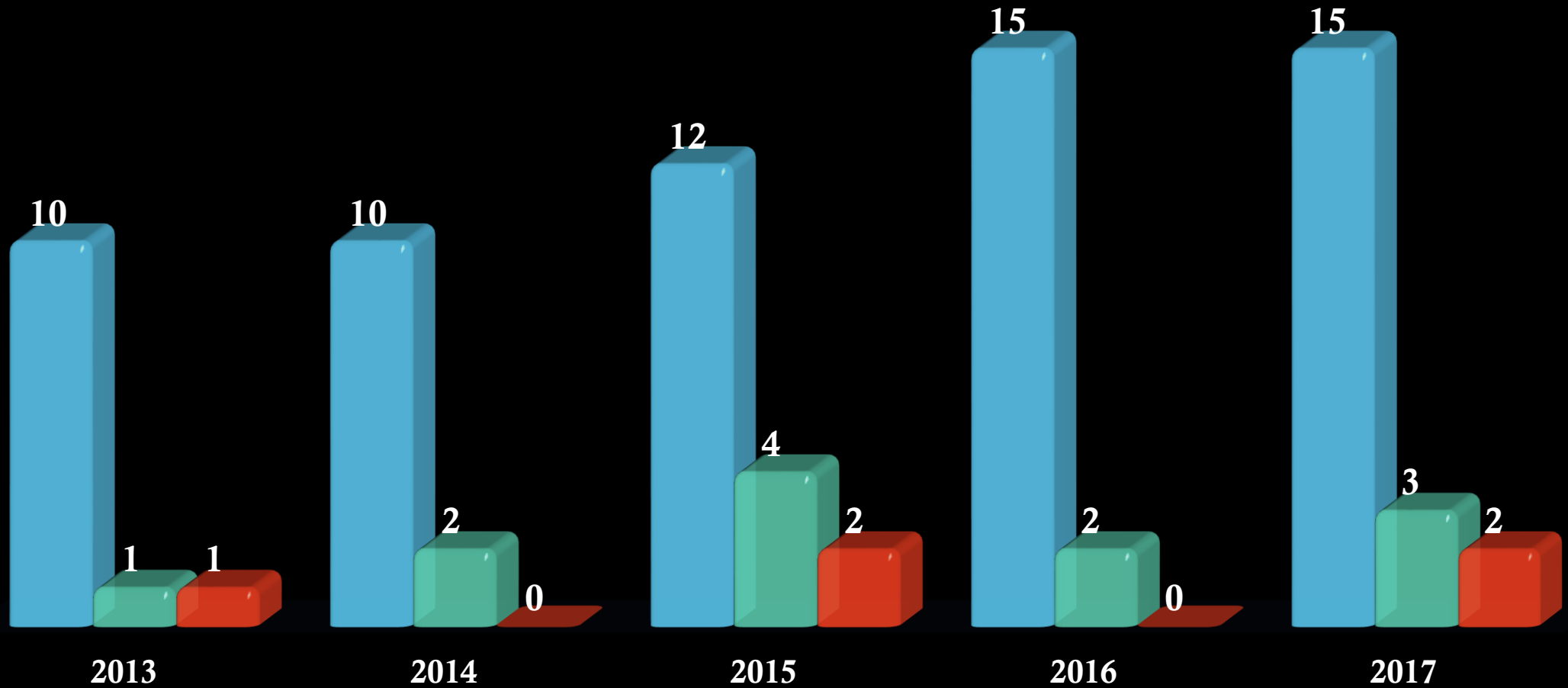


# COMPLAINTS: NATURE OF DISTURBANCE – 1<sup>ST</sup> QUARTER 2017



# NOISE VIOLATIONS – 1<sup>ST</sup> QUARTER 2017:

■ First Violations   ■ Second Violations   ■ Permission Withdrawn



# **THANK YOU FOR YOUR ATTENDANCE**

**THE NEXT TANAAC MEETING IS SCHEDULED FOR:**



**WEDNESDAY, JULY 26, 2017 AT 6:00 P.M.**