



Airport
Teterboro
THE PORT AUTHORITY OF NY & NJ

TETERBORO AIRCRAFT NOISE ABATEMENT ADVISORY COMMITTEE
2018 1ST QUARTER REPORT

GABRIEL ANDINO
MANAGER
NOISE ABATEMENT &
ENVIRONMENTAL
COMPLIANCE

MICHAEL FISCUS
ASST. MANAGER
NOISE ABATEMENT &
ENVIRONMENTAL
COMPLIANCE

ZACHARY MILLER
SPECIALIST
NOISE ABATEMENT &
ENVIRONMENTAL
COMPLIANCE

**TETERBORO
AIRCRAFT
NOISE ABATEMENT
ADVISORY
COMMITTEE**

- *Introduction*
- *Old Business*
 - ▾ *Runway 19 Alternate Approach*
 - ▾ *14 CFR Part 150 Study*
- *New Business*
- *Noise Abatement Manager's Full Year Report*
 - ▾ *Aircraft Activity*
 - ▾ *Noise Readings*
 - ▾ *Noise Complaints*
 - ▾ *Aircraft Noise Violations*
- *General Discussion*
- *Adjournment*

April 25, 2018

Old Business



- Runway 19 RNAV GPS Offset Approach
- 14 CFR Part 150 Study

New Business

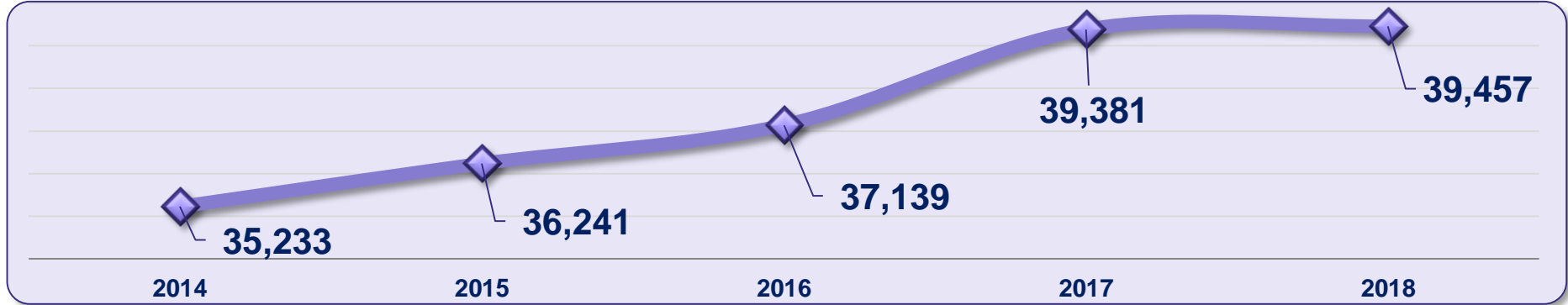


Teterboro Airport



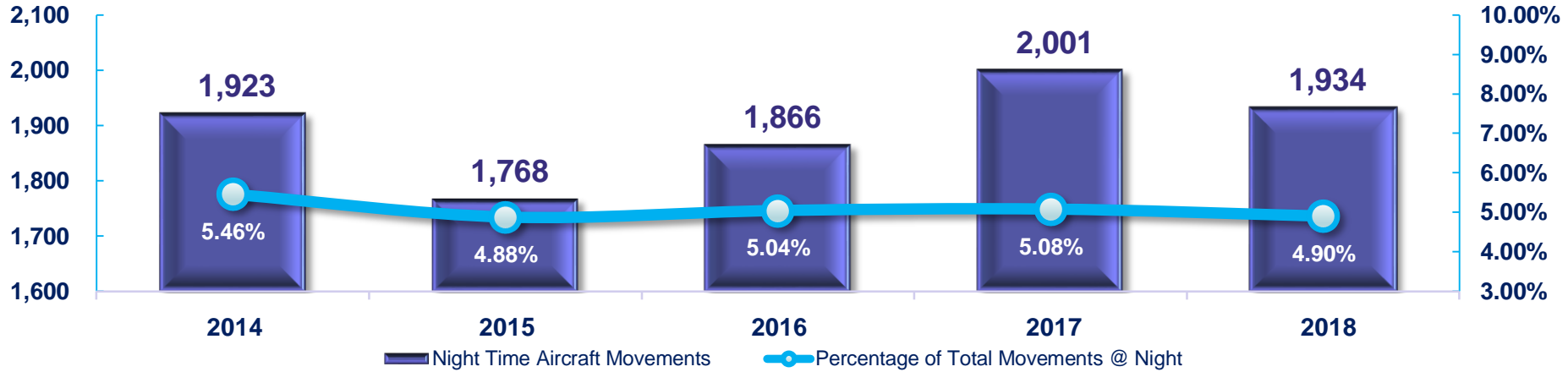
THE PORT AUTHORITY OF NY & NJ

Airport Activity Report



	Movements					Change			
	2014	2015	2016	2017	2018	2014/2015	2015/2016	2016/2017	2017/2018
Props:	942	852	1,071	938	825	-9.55%	25.70%	-12.42%	-12.05%
Turbo-Props:	1,916	2,113	2,303	2,233	2,148	10.28%	8.99%	-3.04%	-3.81%
Helicopters:	1,526	1,556	2,232	2,424	1,812	1.97%	43.44%	8.60%	-25.25%
Jets:	30,700	31,572	31,385	33,611	34,521	2.84%	-0.59%	7.09%	2.71%
Total:	35,233	36,241	37,139	39,381	39,457	2.86%	2.48%	6.04%	0.19%

Airport Activity Report



Year	Night Time Aircraft Movements:	Total Aircraft Movements:	% of Total Movements at Night:
2014	1,923	35,233	5.46%
2015	1,768	36,243	4.88%
2016	1,866	36,991	5.04%
2017	2,001	39,381	5.08%
2018	1,934	39,457	4.90%

Night Time Movements (11:00p.m. – 6:00a.m.)

LDN(A) – 1st Qtr.

RMS 103
 103: Prospect Avenue, Hackensack

2017	61.8
2018	65.1
Change:	+3.3

RMS 104
 104: Park Street, Hackensack

2017	53.0
2018	52.0
Change:	-1.0

RMS 105
 105: Highwood Street, Teaneck

2017	47.3
2018	46.5
Change:	-0.8

RMS 102
 102: Hamilton Street, Hasbrouck

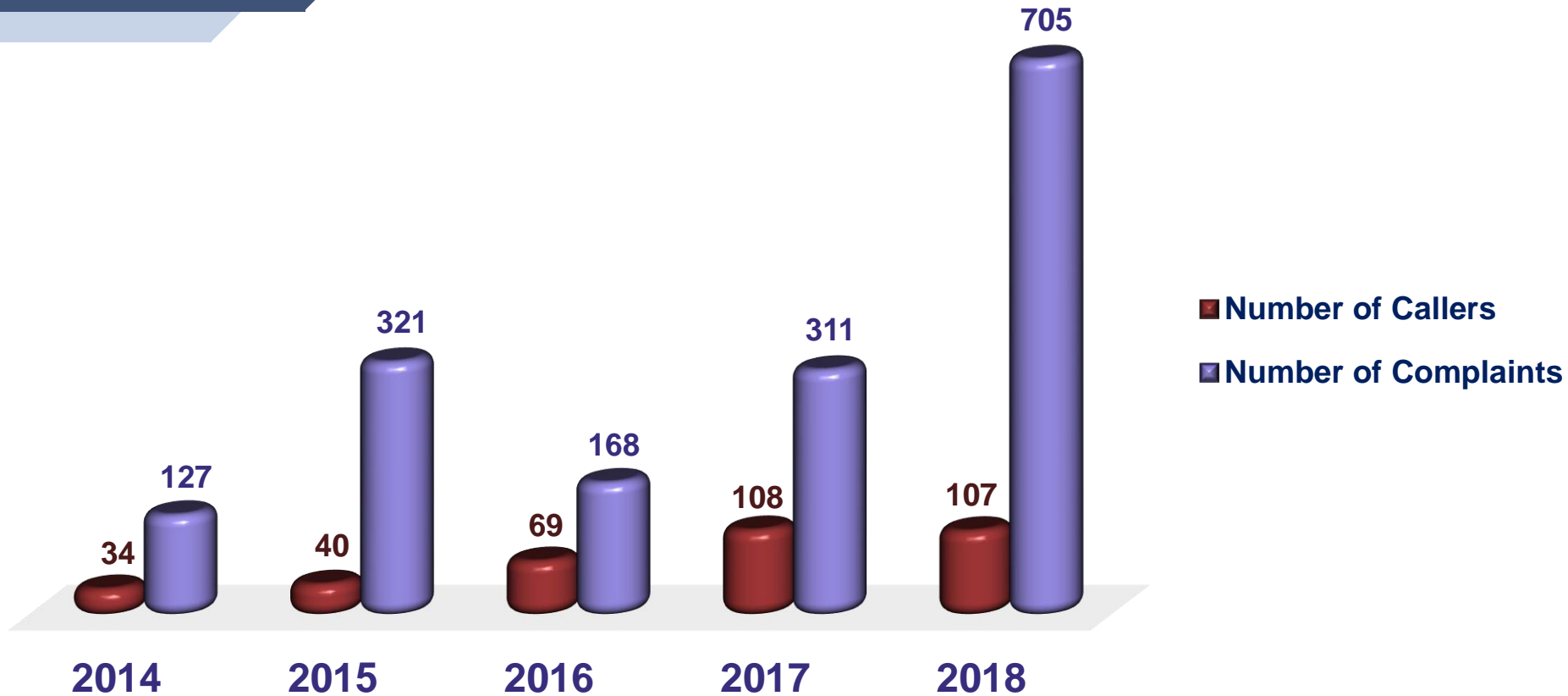
2017	33.0
2018	37.4
Change:	+4.4

RMS 101
 101: Seventh Street, Carlstadt

2017	56.6
2018	56.6
Change:	0.0

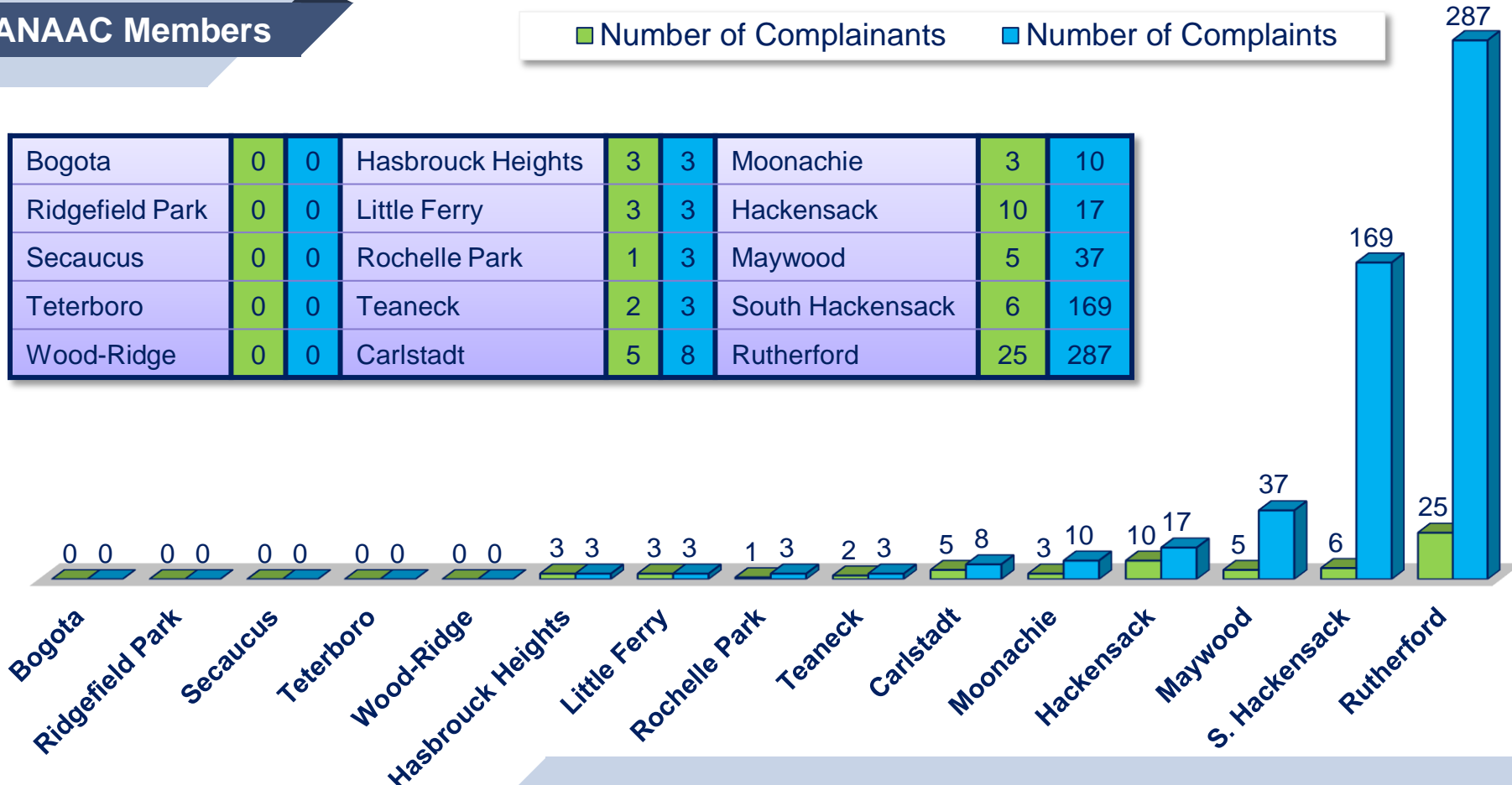
RMS 106
 106: Joseph Street, Moonachie

2017	N/A
2018	49.3
Change:	N/A



■ Number of Complainants ■ Number of Complaints

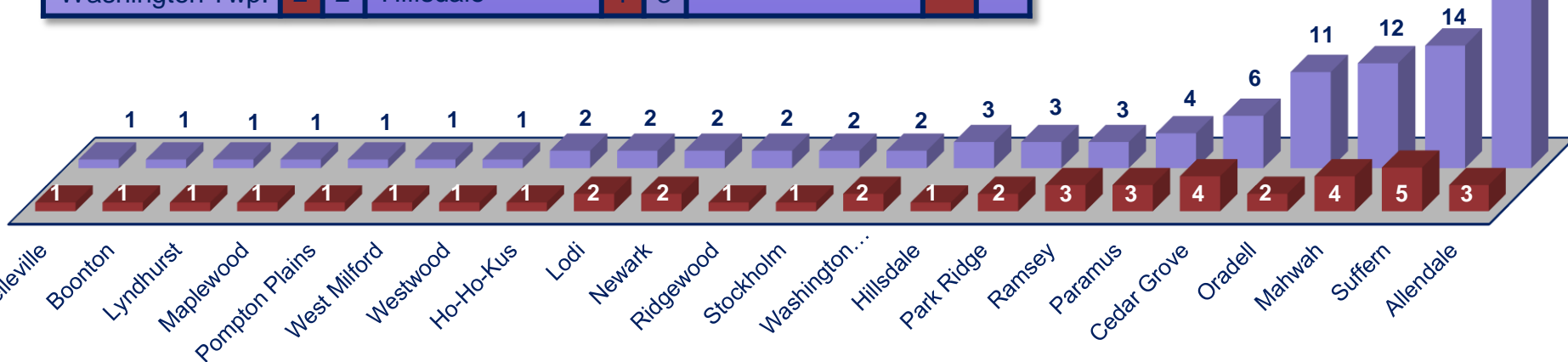
Bogota	0	0	Hasbrouck Heights	3	3	Moonachie	3	10
Ridgefield Park	0	0	Little Ferry	3	3	Hackensack	10	17
Secaucus	0	0	Rochelle Park	1	3	Maywood	5	37
Teterboro	0	0	Teaneck	2	3	South Hackensack	6	169
Wood-Ridge	0	0	Carlstadt	5	8	Rutherford	25	287



Non-TANAAC Members

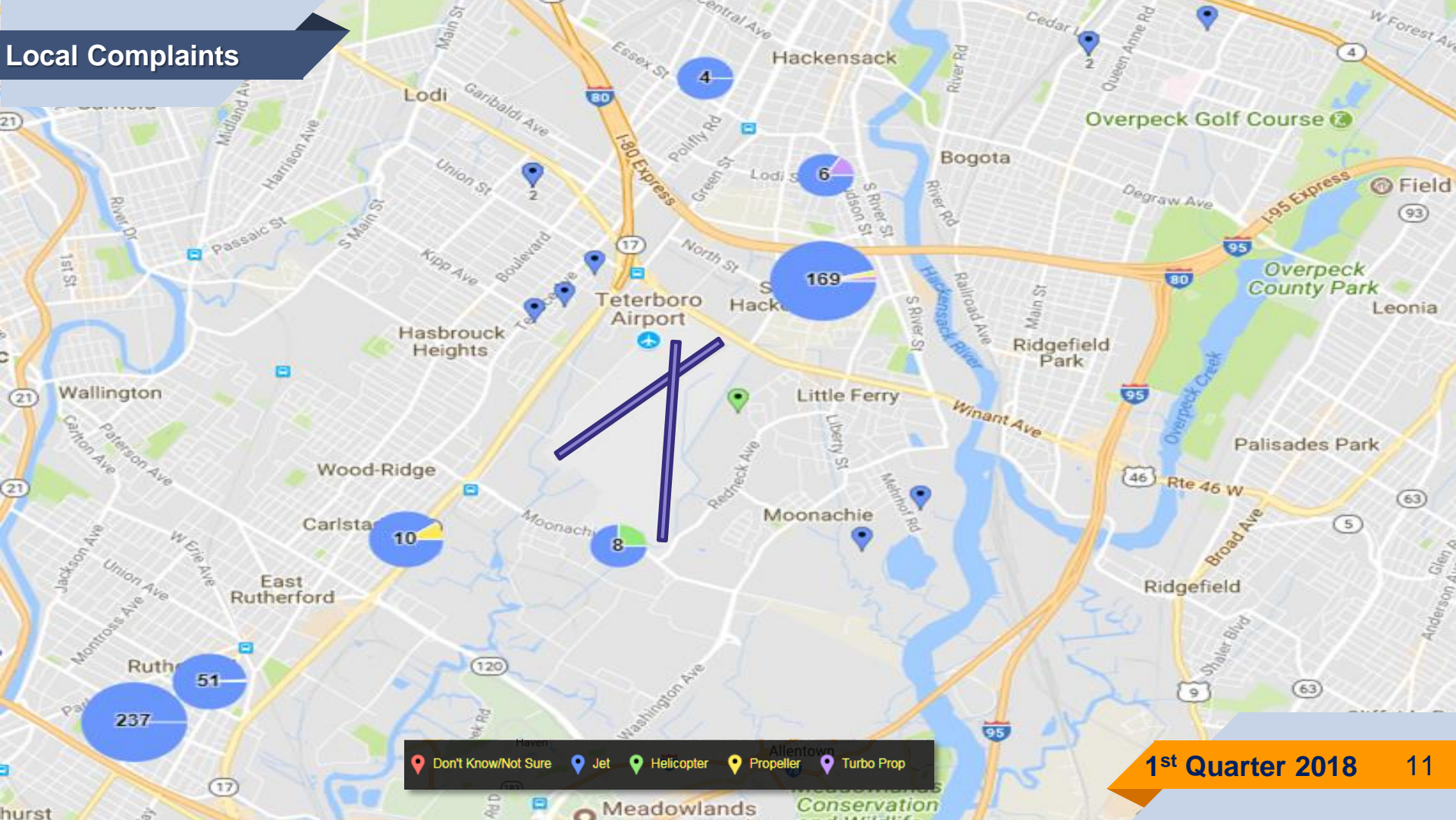
■ Number of Complainants ■ Number of Complaints

Westwood	1	1	Stockholm	1	2	Wyckoff	1	4
West Milford	1	1	Ridgewood	1	2	Paramus	3	4
Pompton Plains	1	1	Newark	2	2	Cedar Grove	4	6
Maplewood	1	1	Lodi	2	2	Oradell	2	11
Lyndhurst	1	1	Ho-Ho-Kus	1	2	Mahwah	4	12
Boonton	1	1	Ramsey	3	3	Suffern	5	14
Belleville	1	1	Park Ridge	2	3	Allendale	3	86
Washington Twp.	2	2	Hillsdale	1	3			



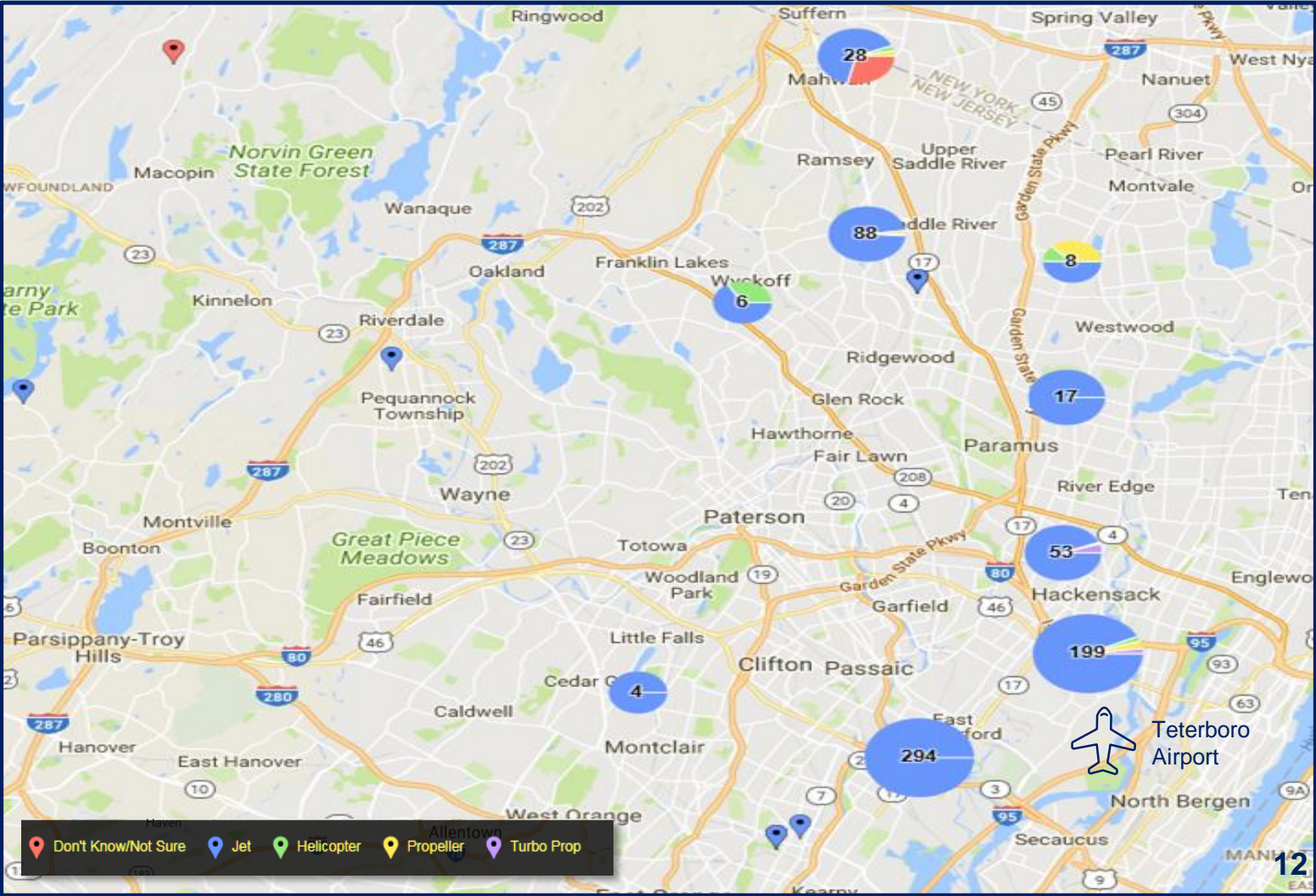
Complaints - 1st Quarter - 2018

Local Complaints

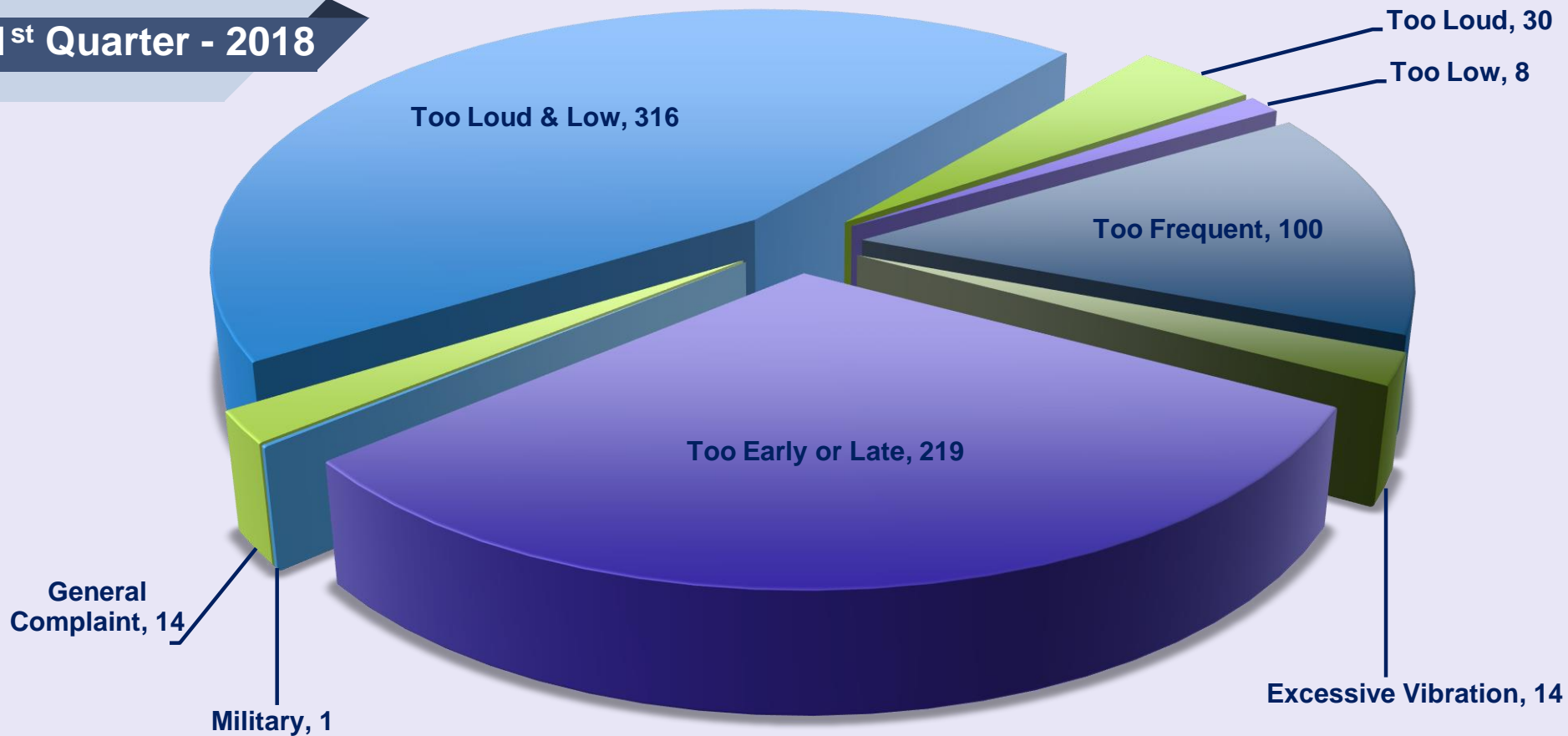


Regional Complaints

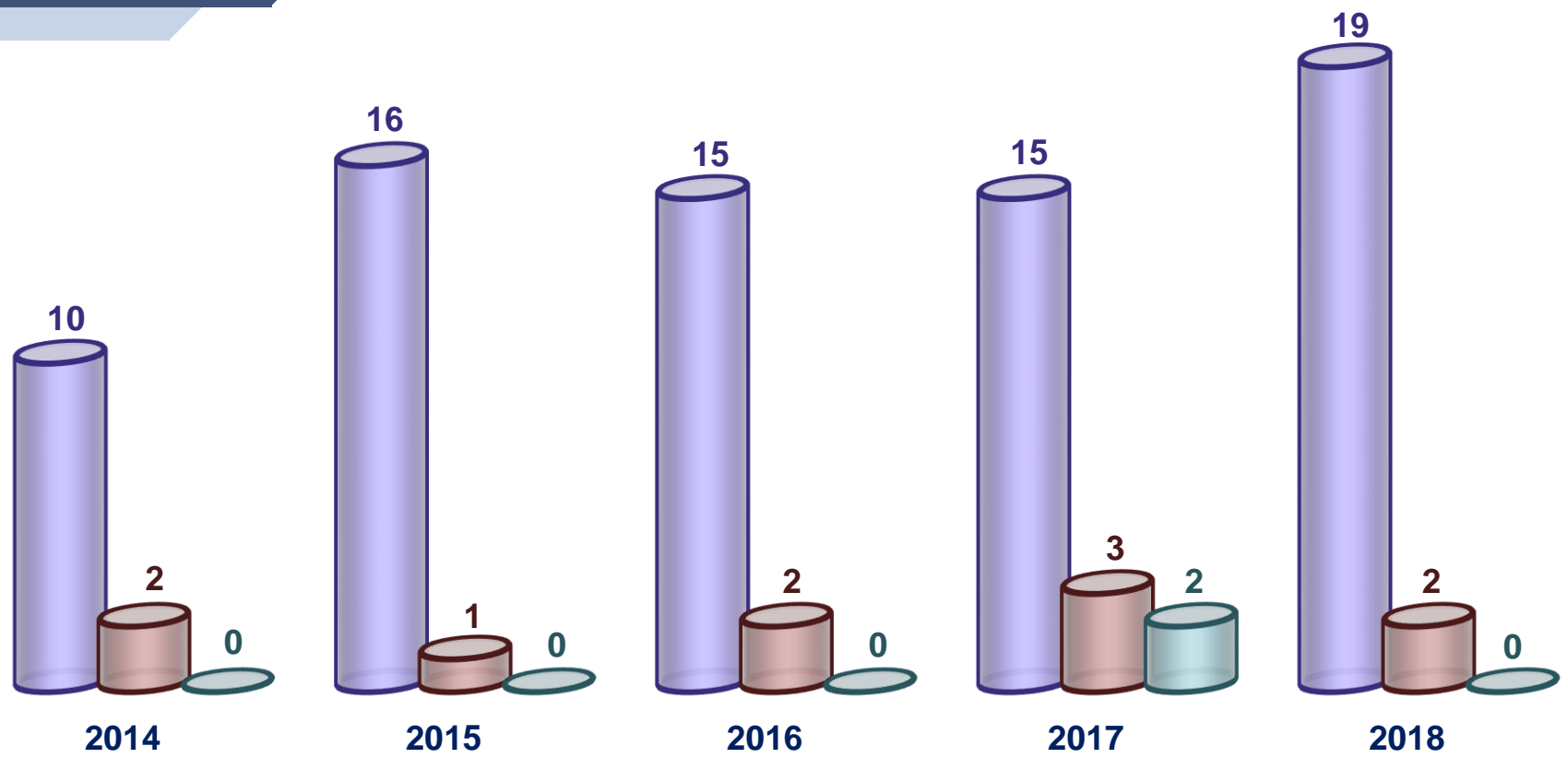
1st Quarter 2018



1st Quarter - 2018



Nature of Disturbance





Thank you for your Attendance



The next TANAAC meeting is scheduled for:

Wednesday, July 25, 2018 at 6:00p.m.