



Teterboro Aircraft Noise Abatement Advisory Committee 2019 First Quarter Report

Gabriel Andino

Manager
Noise Abatement &
Environmental Compliance

Michael Fiscus

Asst. Manager
Noise Abatement &
Environmental Compliance

Zachary Miller

Specialist
Noise Abatement &
Environmental Compliance

Teterboro Aircraft Noise Abatement Advisory Committee

April 24, 2019

Introduction

Old Business

- 14 CFR Part 150 Study
- FAA Update - Dave Johnson
- By-Law Changes

New Business

Noise Abatement Manager's Report-1st Qtr. 2019

- Aircraft Activity
- Noise Readings
- Noise Complaints
- Flight Crew Briefings
- Aircraft Noise Violations

General Discussion

Adjournment

Old Business

- 14 CFR Part 150 Study
- FAA Update – Dave Johnson
- By-Law Change

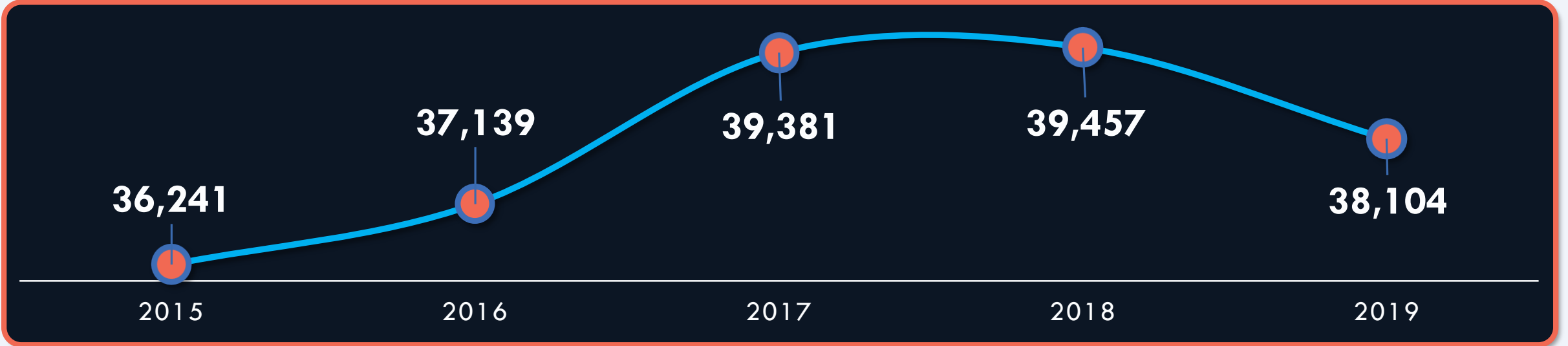


New Business



Airport Activity Report

1st Quarter 2019



Movements

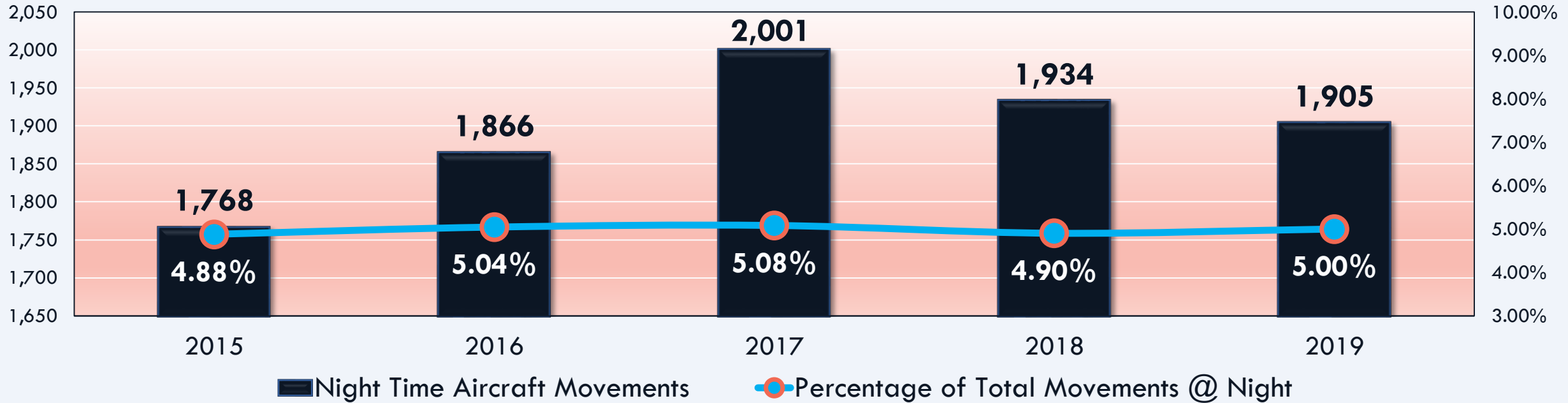
Change

	2015	2016	2017	2018	2019	2015/2016	2016/2017	2017/2018	2018/2019
PROPS	852	1,071	938	825	738	25.70%	-12.42%	-12.05%	-10.55%
TURBO-PROPS	2,113	2,303	2,233	2,148	2,114	8.99%	-3.04%	-3.81%	-1.58%
HELICOPTERS	1,556	2,232	2,424	1,812	1,730	43.44%	8.60%	-25.25%	-4.53%
JETS	31,572	31,385	33,611	34,521	33,279	-0.59%	7.09%	2.71%	-3.60%
TOTALS:	36,241	37,139	39,381	39,457	38,104	2.48%	6.04%	0.19%	-3.43%

❖ Total Aircraft Movements are Inclusive of Missed Approaches and Aborted Take-Offs.

Airport Activity Report: 11:00pm – 6:00am

1st Quarter 2019



Year	Night Time Aircraft Movements:	Total Aircraft Movements:	% of Total Movements at Night:
2015	1,768	36,243	4.88%
2016	1,866	36,991	5.04%
2017	2,001	39,381	5.08%
2018	1,934	39,457	4.90%
2019	1,905	38,104	5.00%

LDN(A) 1st Quarter 2019

RMS 103 HUMC	
2018	65.1
2019	59.0
Change:	-6.1

RMS 104 Park St. Hackensack	
2018	52.0
2019	51.1
Change:	-0.9

RMS 105 Bogota High School	
2018	47.4
2019	49.6
Change:	+2.2

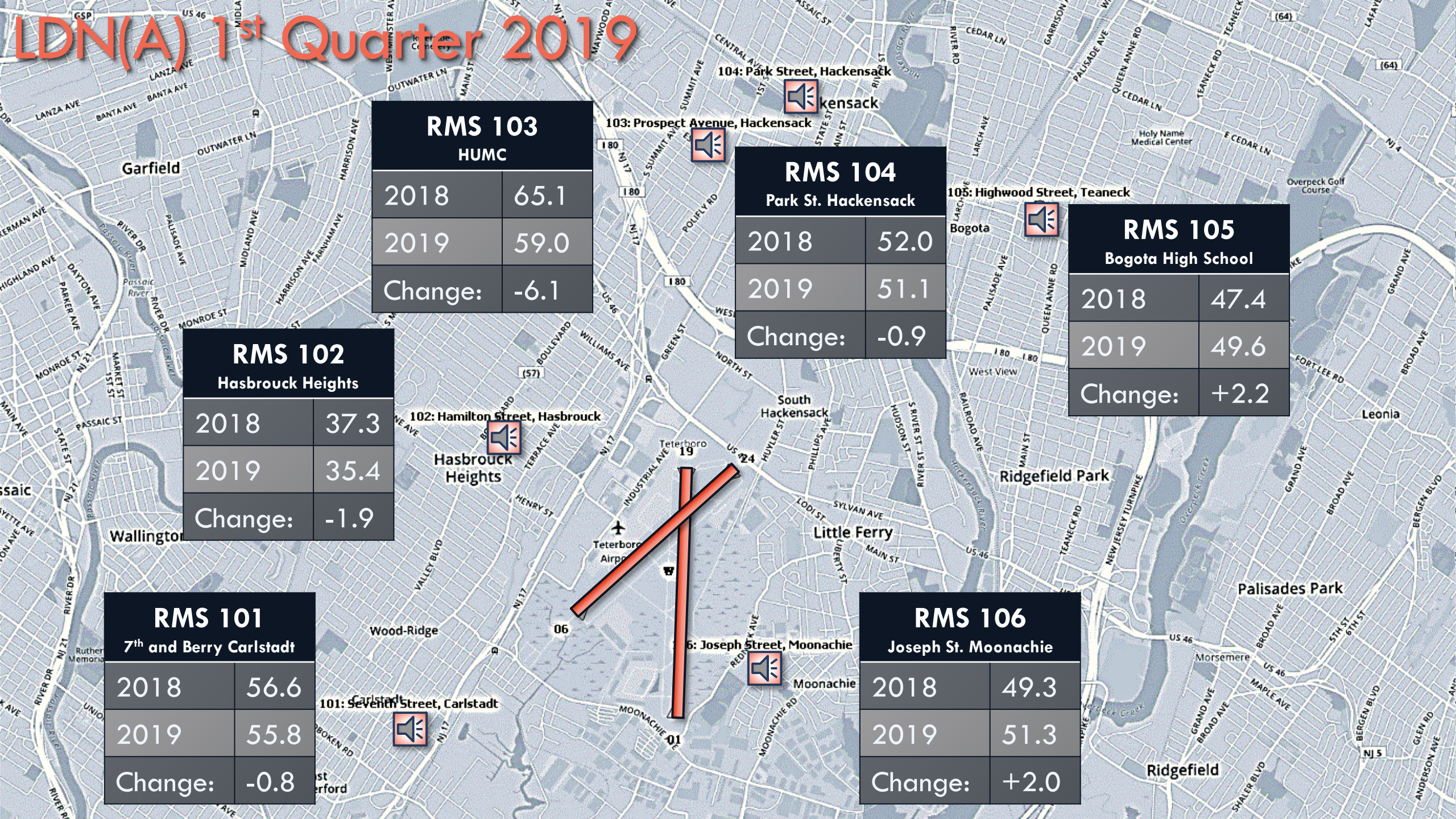
RMS 102 Hasbrouck Heights	
2018	37.3
2019	35.4
Change:	-1.9

RMS 106 Joseph St. Moonachie	
2018	49.3
2019	51.3
Change:	+2.0

RMS 101 7th and Berry Carlstadt	
2018	56.6
2019	55.8
Change:	-0.8

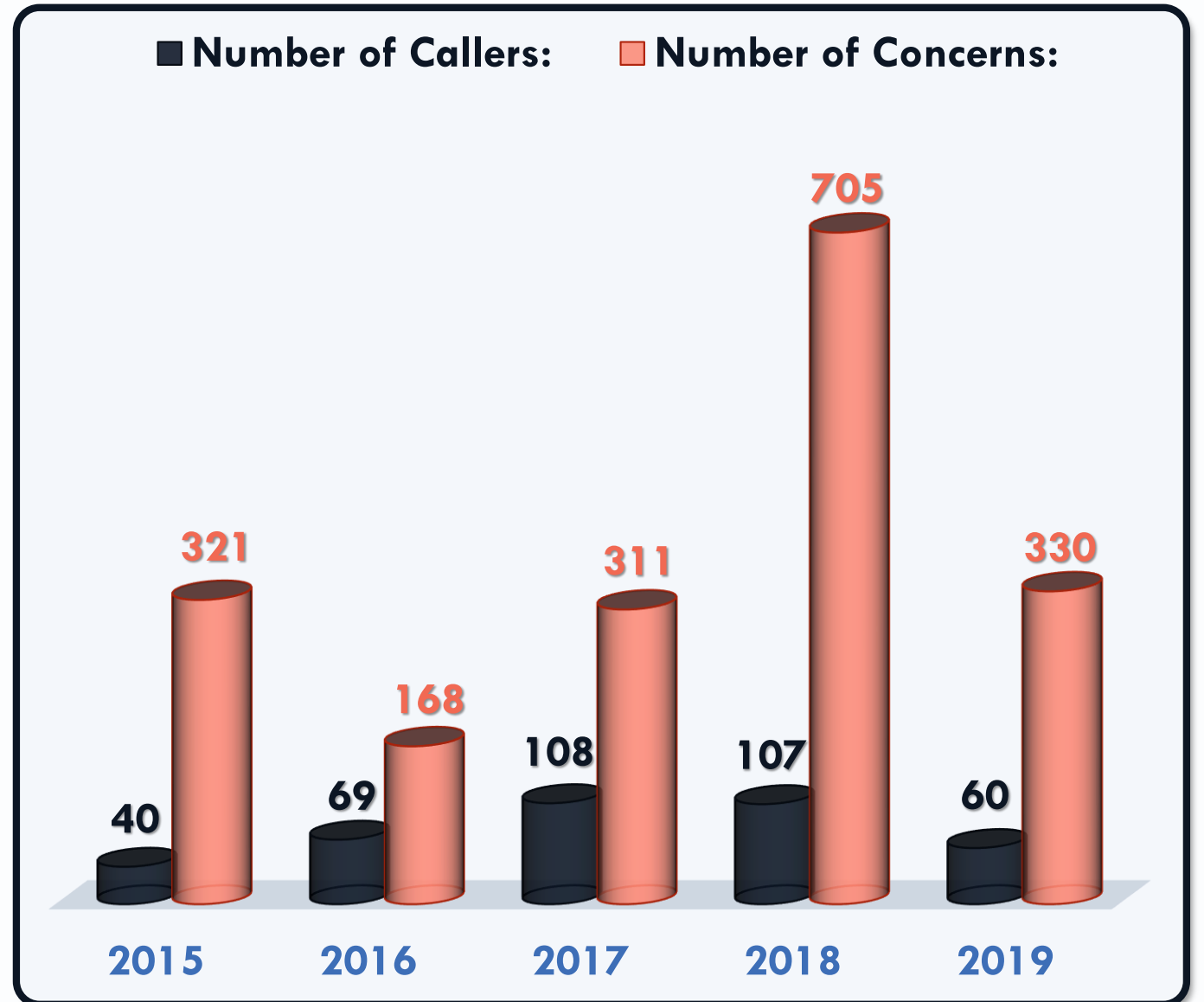
RMS 102 Hasbrouck Heights	
2018	37.3
2019	35.4
Change:	-1.9

RMS 101 Seventh Street, Carlstadt	
2018	56.6
2019	55.8
Change:	-0.8



Noise Complaints

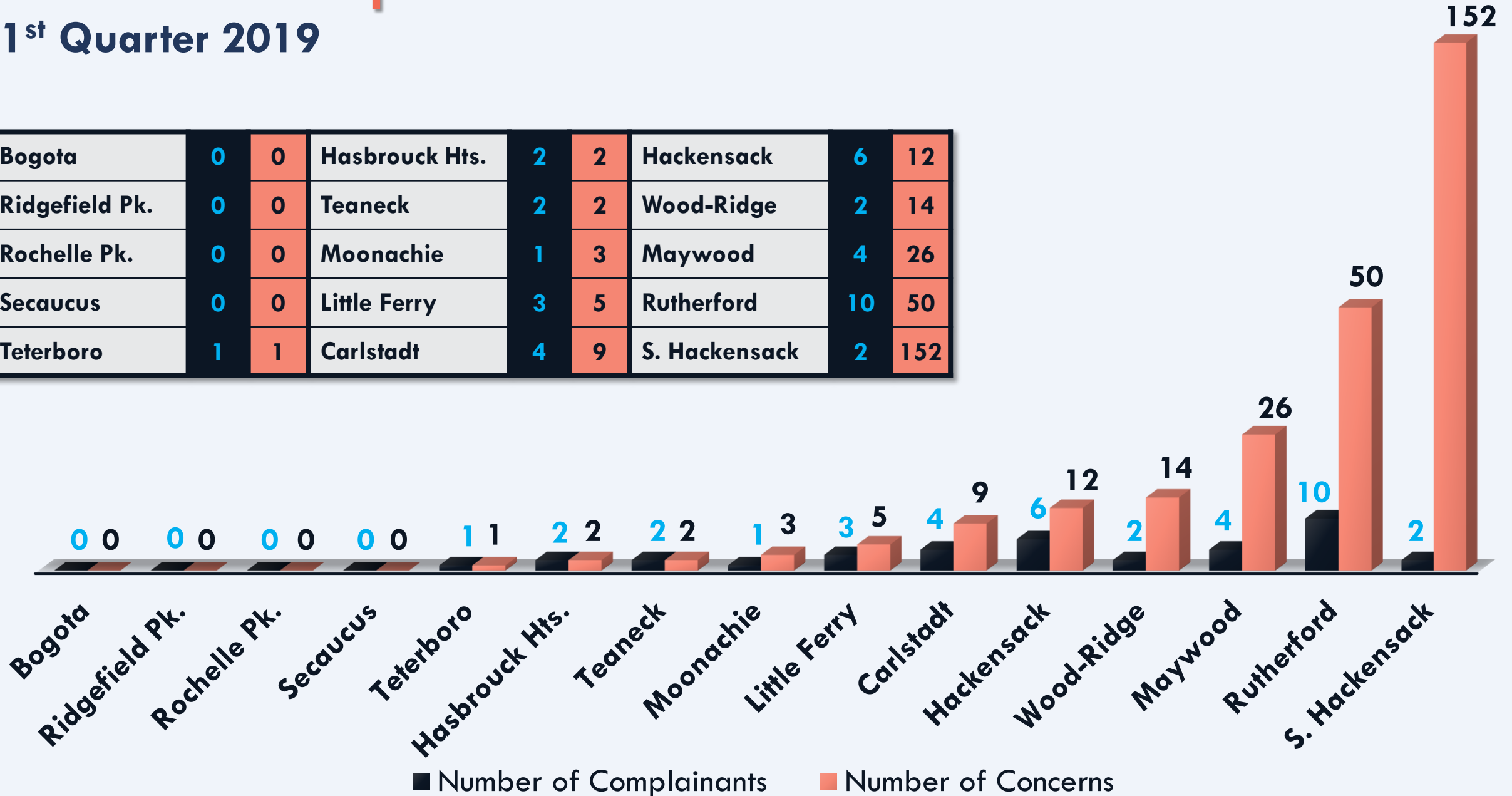
1st Quarter 2019



Noise Complaints: TANAAC Members

1st Quarter 2019

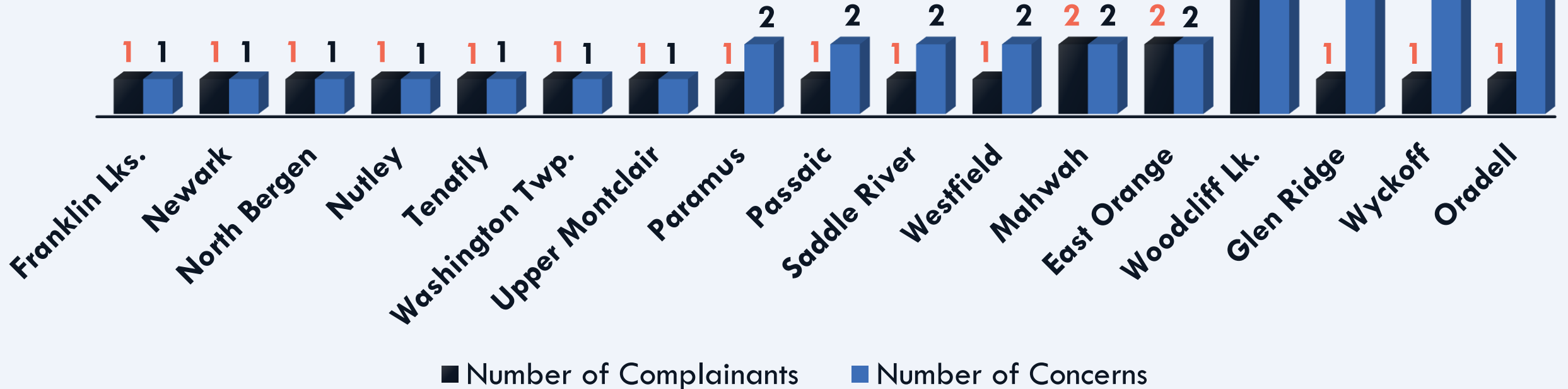
Bogota	0	0	Hasbrouck Hts.	2	2	Hackensack	6	12
Ridgefield Pk.	0	0	Teaneck	2	2	Wood-Ridge	2	14
Rochelle Pk.	0	0	Moonachie	1	3	Maywood	4	26
Secaucus	0	0	Little Ferry	3	5	Rutherford	10	50
Teterboro	1	1	Carlstadt	4	9	S. Hackensack	2	152



Noise Complaints: Non-TANAAC Members

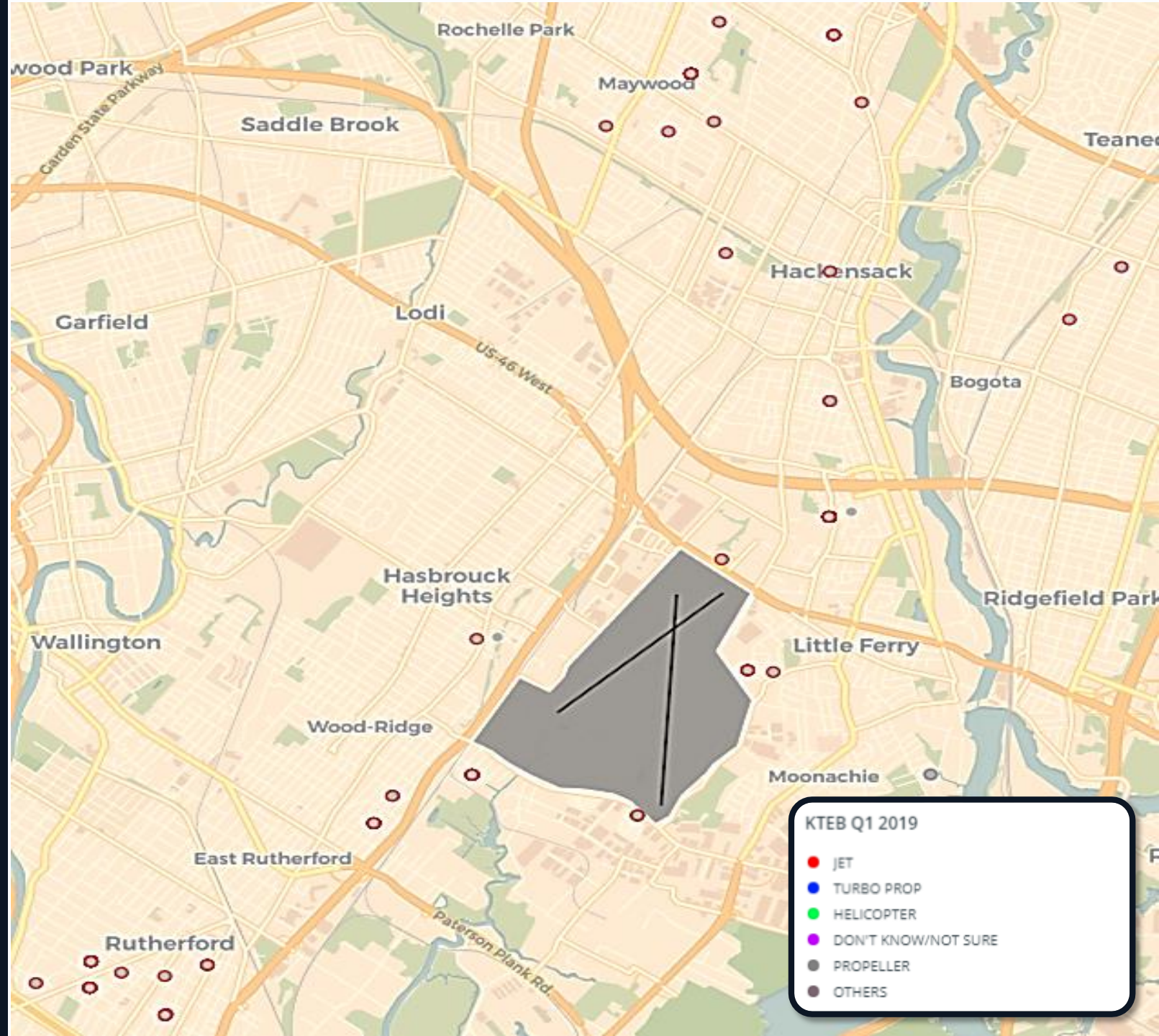
1st Quarter 2019

Franklin Lakes	1	1	Upper Montclair	1	1	East Orange	2	2
Newark	1	1	Paramus	1	2	Woodcliff Lake	5	5
North Bergen	1	1	Passaic	1	2	Glen Ridge	1	8
Nutley	1	1	Saddle River	1	2	Wyckoff	1	8
Tenafly	1	1	Westfield	1	2	Oradell	1	14
Washington Twp.	1	1	Mahwah	2	2			



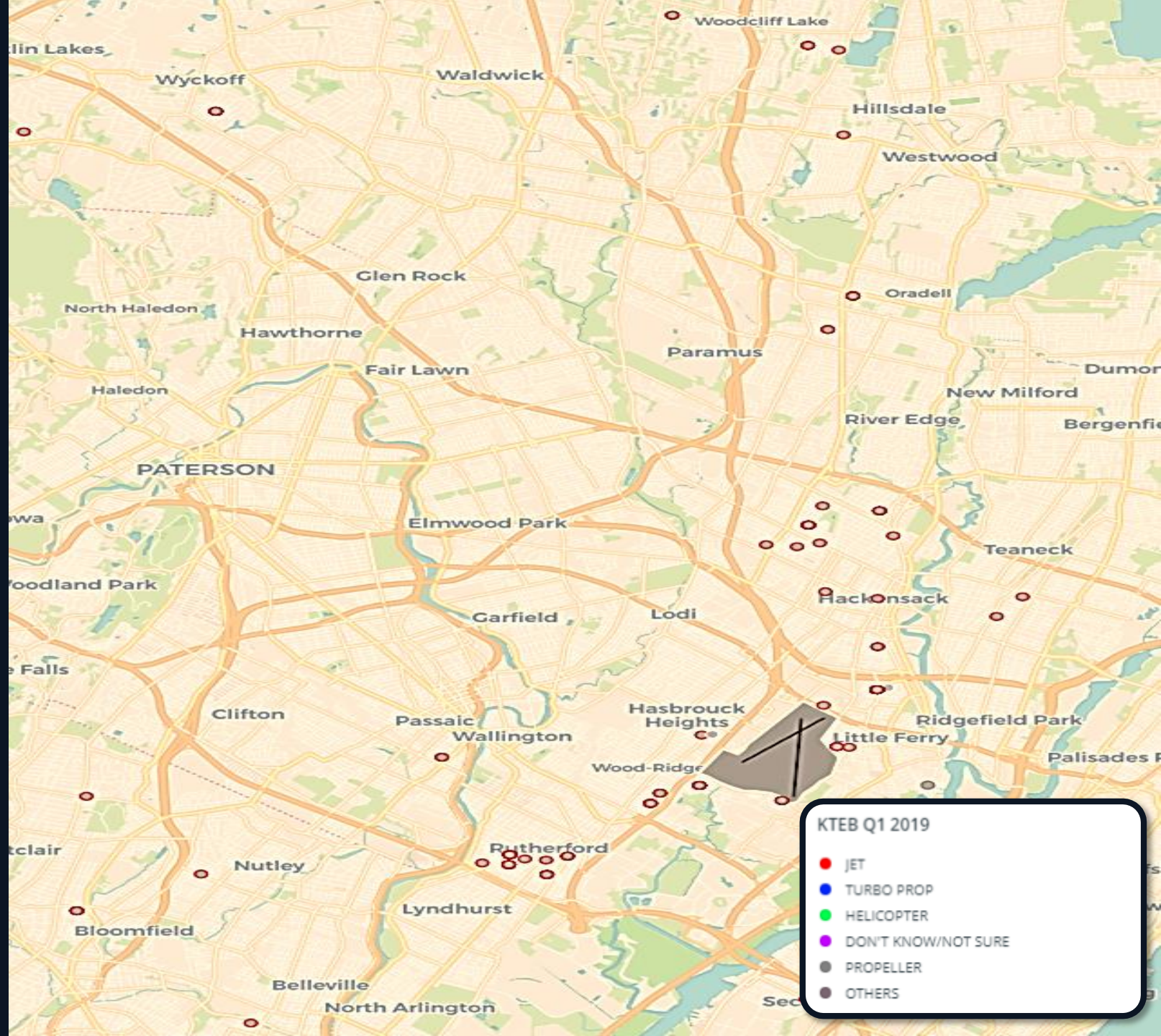
Local Complaints

1st Quarter 2019



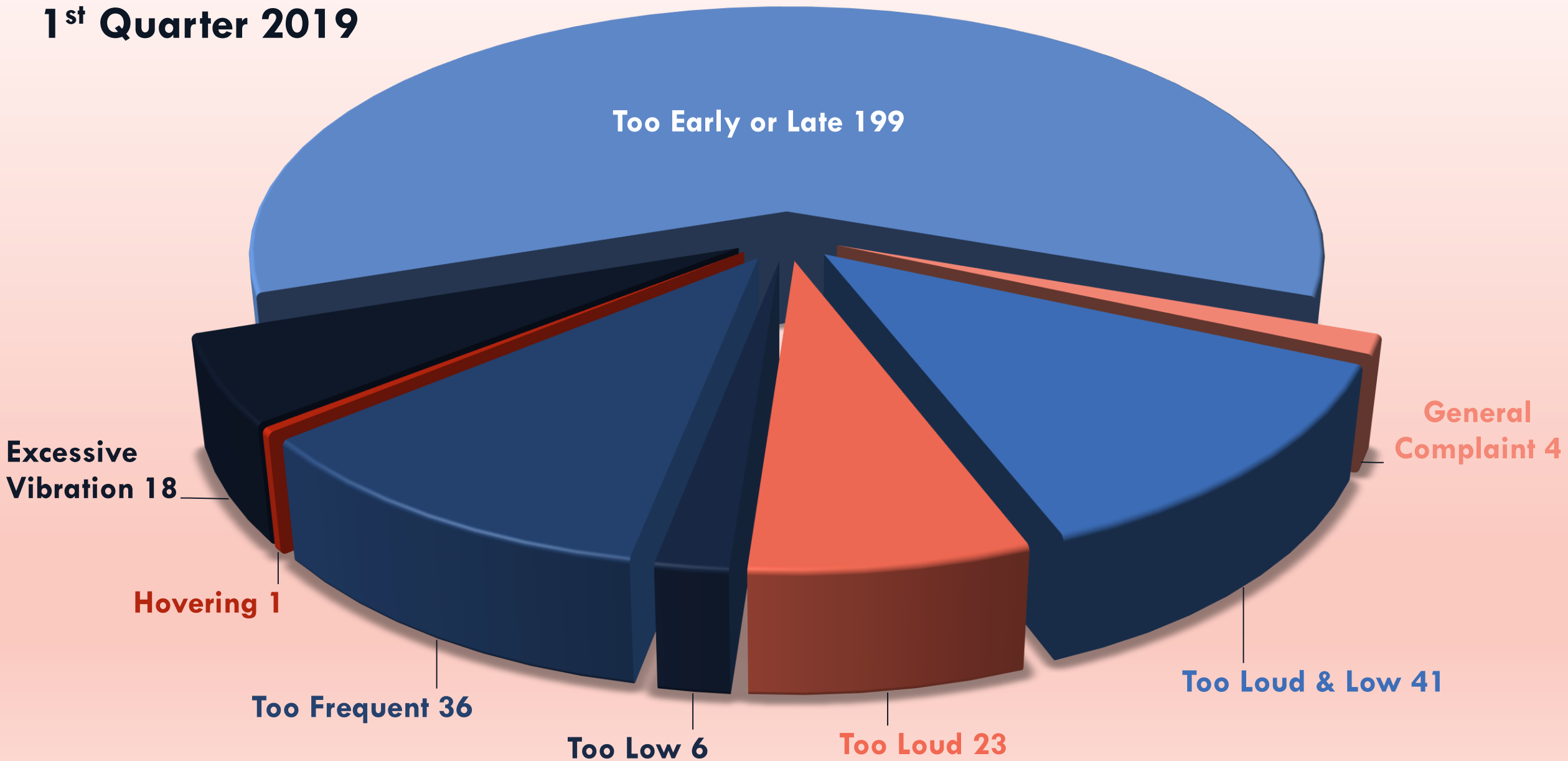
Regional Complaints

1st Quarter 2019



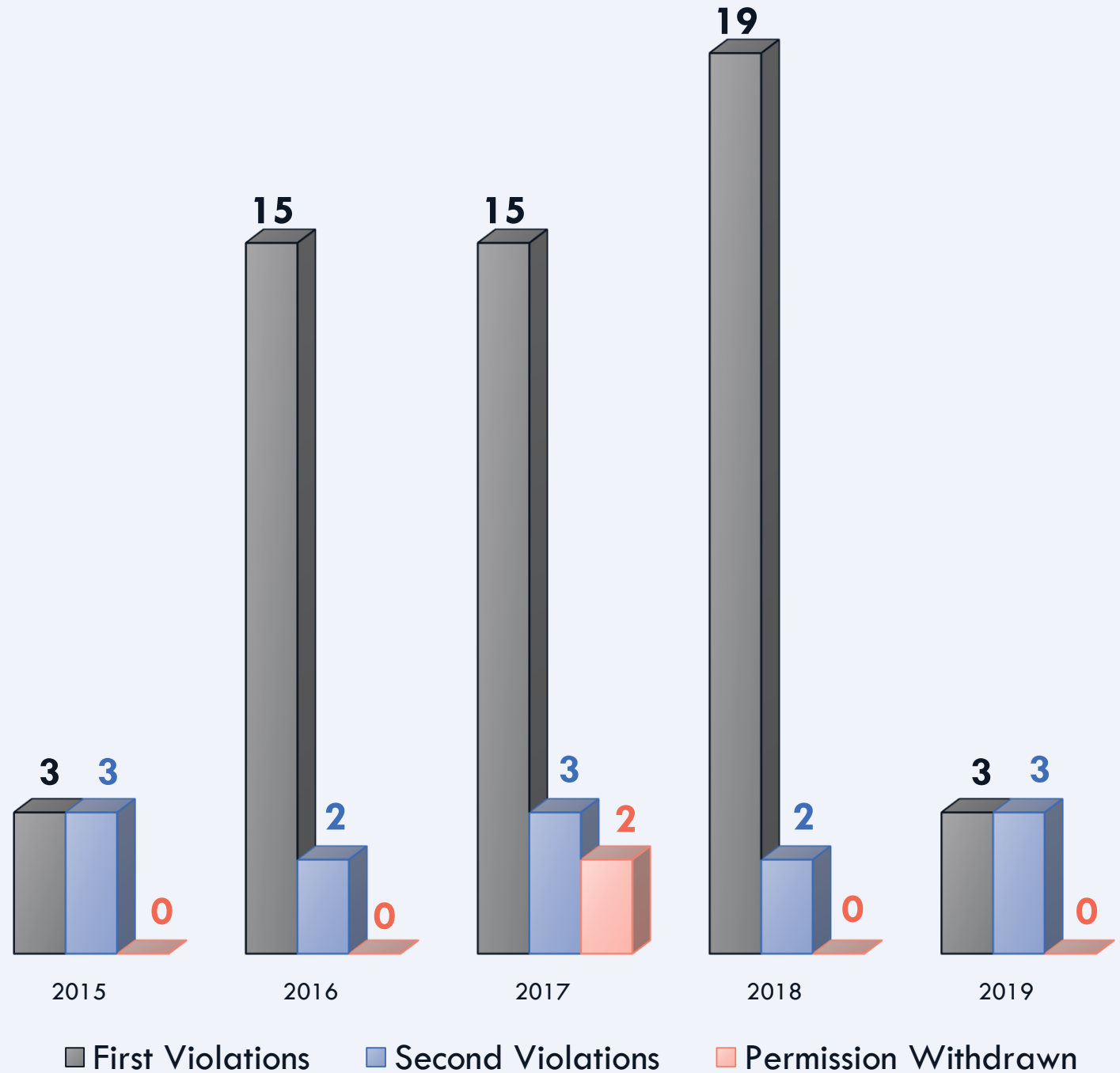
Complaints: Nature of Disturbance

1st Quarter 2019



Noise Violations

1st Quarter 2019





Thank You For Your Attendance

**The Next TANAAC Meeting is
Scheduled For:**

Wednesday

July 24, 2019

at 6:00p.m.