

Teterboro Aircraft Noise Abatement Advisory Committee

1ST QUARTER 2021 REPORT

GABRIEL ANDINO - MANAGER - NOISE ABATEMENT & ENVIRONMENTAL COMPLIANCE

MICHAEL FISCUS - ASST. MANAGER - NOISE ABATEMENT & ENVIRONMENTAL COMPLIANCE

ZACHARY MILLER - SPECIALIST - NOISE ABATEMENT & ENVIRONMENTAL COMPLIANCE

TANAAC

Agenda

April 28, 2021

Welcome Remarks

- Operations Update

Statistical Report – 1st Quarter 2021

- Aircraft Activity
- Aircraft Noise Violations
- Noise Readings
- Noise Complaints

Discussion Items

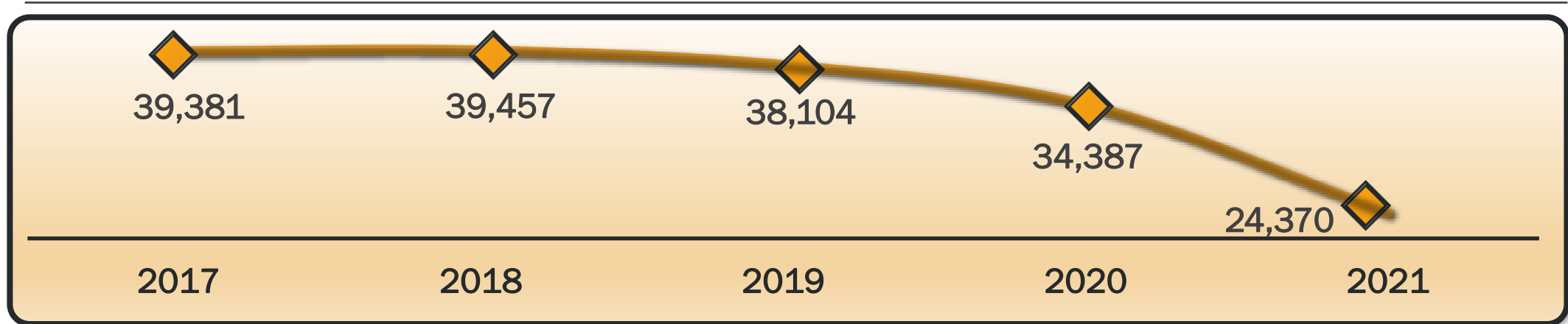
- FAA RNAV GPS Runway 19 Offset Procedure
- Co-Chairperson Nominations

Committee Comments / Questions

Adjournment

Airport Activity Report

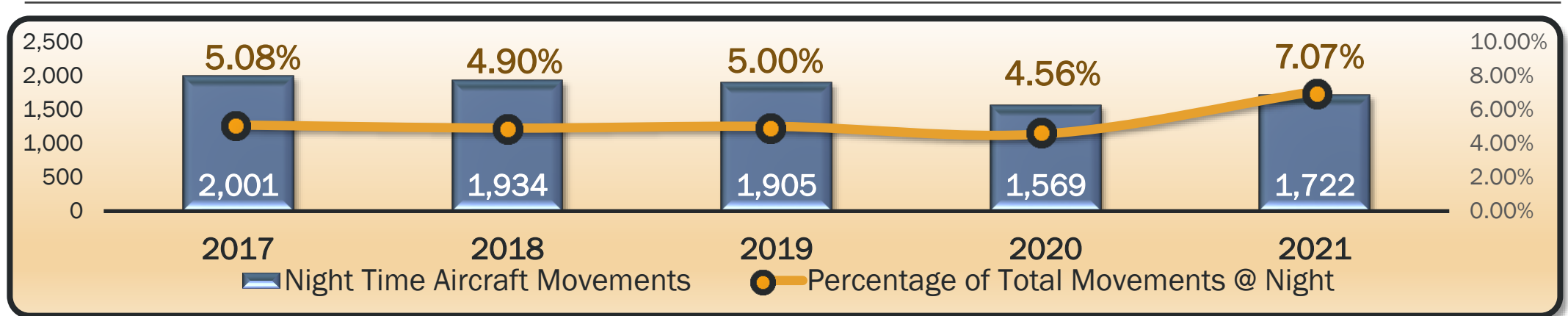
1st Quarter 2021



Movements	2017	2018	2019	2020	2021	2017/2018	2018/2019	2019/2020	2020/2021
Props	938	825	738	569	603	-12.05%	-10.55%	-22.90%	5.98%
Turbo-Props	2,233	2,148	2,114	1,765	1,268	-3.81%	-1.58%	-16.51%	-28.16%
Helicopters	2,424	1,812	1,730	1,258	454	-25.25%	-4.53%	-27.28%	-63.91%
Jets	33,611	34,521	33,279	30,667	21,928	2.71%	-3.60%	-7.85%	-28.50%
Totals:	39,381	39,457	38,104	34,387	24,370	0.19%	-3.43%	-9.75%	-29.13%

Airport Activity Report

1st Quarter 2021 (11:00p.m.–6:00a.m.)

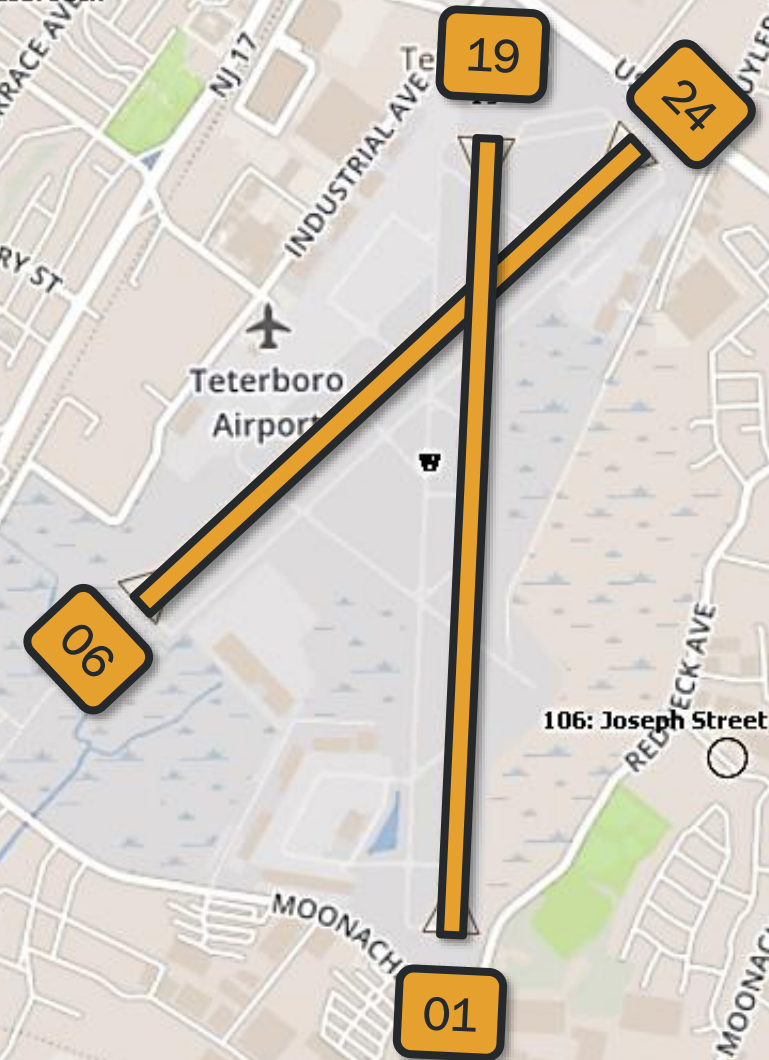


Year	Night Time Aircraft Movements	Total Aircraft Movements	% of Total Movements at Night
2017	2,001	39,381	5.08%
2018	1,934	39,457	4.90%
2019	1,905	38,104	5.00%
2020	1,569	34,387	4.56%
2021	1,722	24,370	7.07%

Runway Utilization

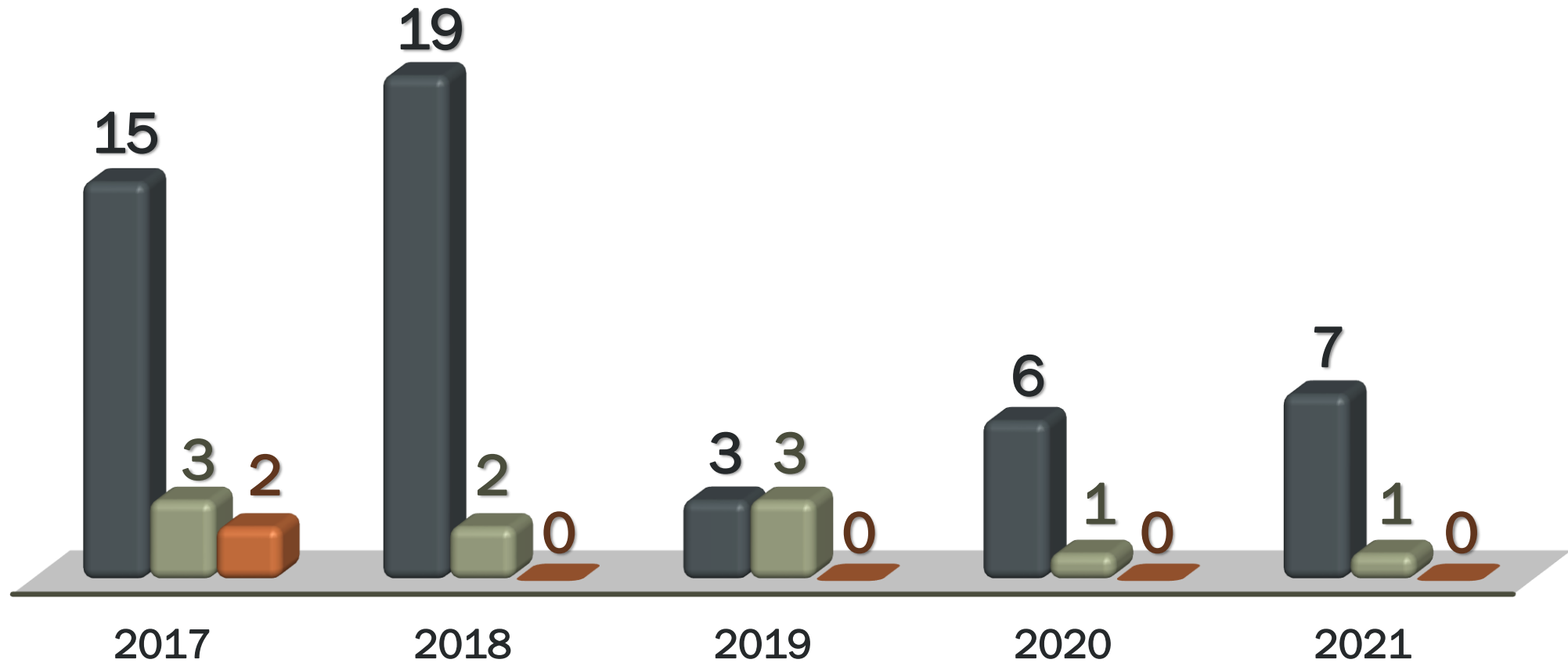
1st Quarter 2021

		Arrivals		Departures		Totals	
Jets, Props, & Turbo-Props	1	1,352	11.17%	6,433	54.41%	7,785	32.54%
	19	3,887	32.12%	237	2.00%	4,124	17.24%
	6	5,602	46.29%	472	3.99%	6,074	25.39%
	24	1,261	10.42%	4,681	39.59%	5,942	24.84%
Totals		12,102		11,823		23,925	
Helicopters	N	21	9.29%	15	7.04%	36	8.20%
	E	27	11.95%	19	8.92%	46	10.48%
	S	157	69.47%	165	77.46%	322	73.35%
	W	21	9.29%	14	6.57%	35	7.97%
Totals		226		213		439	



Noise Violations

1st Quarter 2021



LDN(A)

1st Quarter 2021

RMS 103

Prospect Ave.-Hackensack

2020	59.3
2021	57.2
Change:	-2.1



RMS 104

Park St.-Hackensack

2020	51.3
2021	52.2
Change:	+0.9



RMS 105

Bogota High School-Bogota

2020	47.9
2021	46.7
Change:	-1.2



RMS 102

Hamilton St.-Hasbrouck Hts.

2020	35.7
2021	38.1
Change:	+2.4



RMS 106

Joseph St.-Moonachie

2020	48.5
2021	50.1
Change:	+1.6



RMS 108

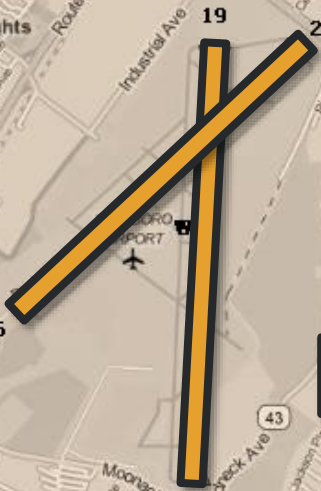
S. Hackensack Muni. Bldg.

2020	52.5
2021	52.0
Change:	-0.5
1/23/20 - 3/26/21	

RMS 101

7th & Barry-Carlstadt

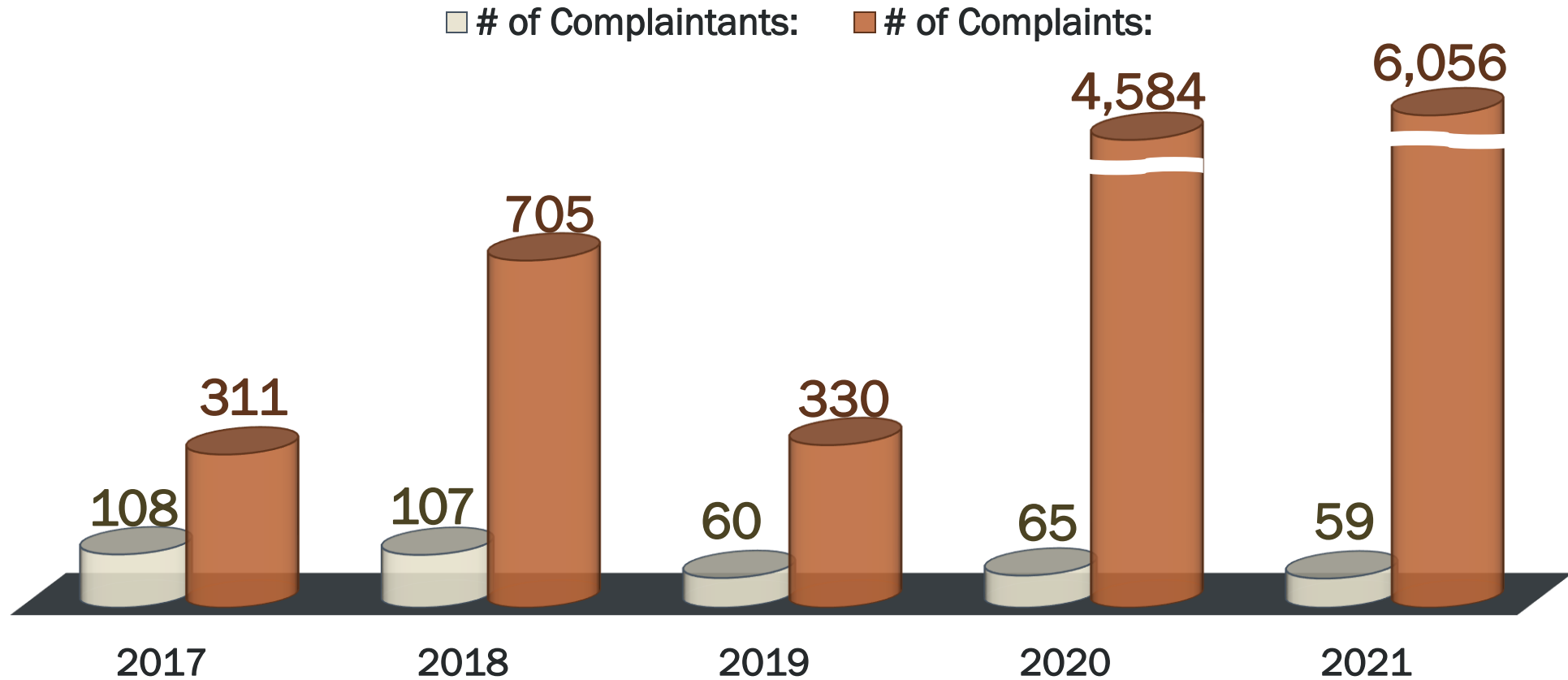
2020	56.0
2021	54.5
Change:	-1.5



❖ LDN(A) = Day/Night Aircraft Noise Average

Noise Complaints

1st Quarter 2021

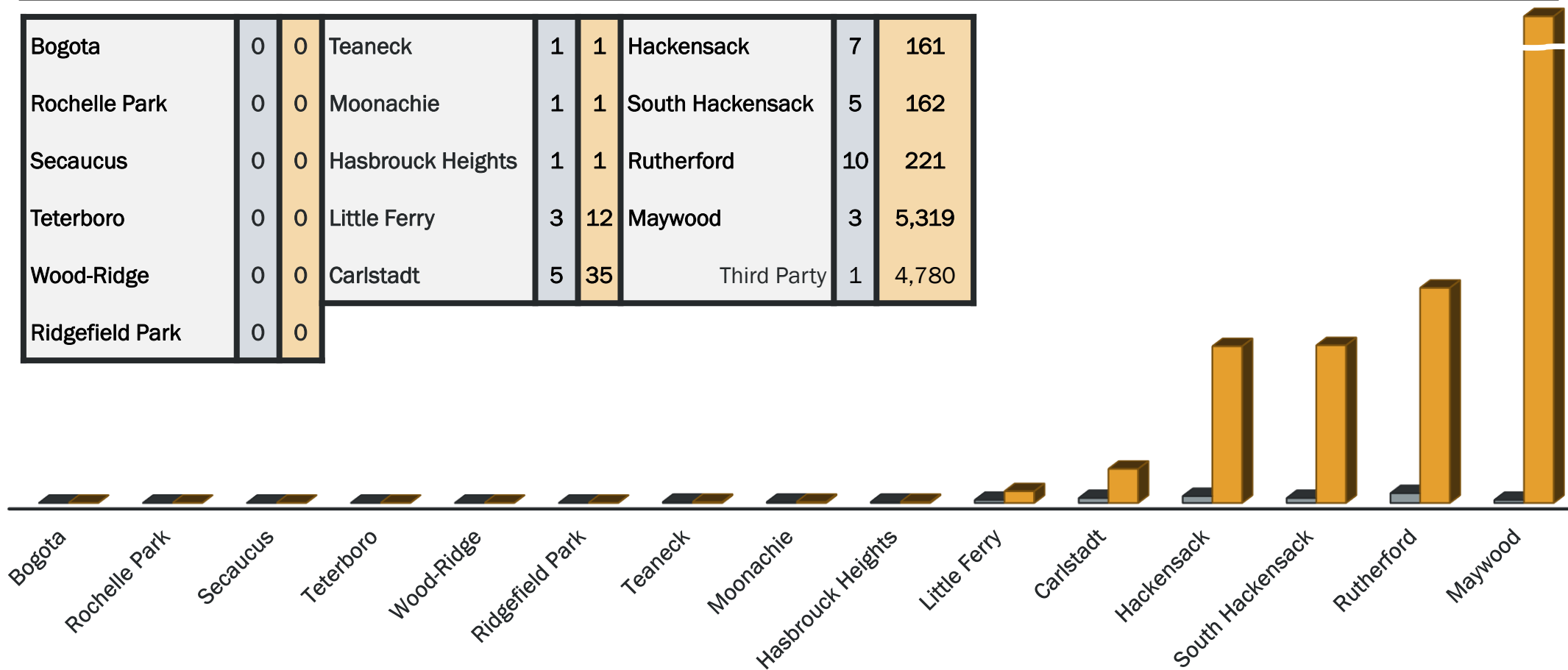


❖ 3rd Party Applications logged 4,783 Complaints from 3 Complainants

Noise Complaints: TANAAC Members

1st Quarter 2021

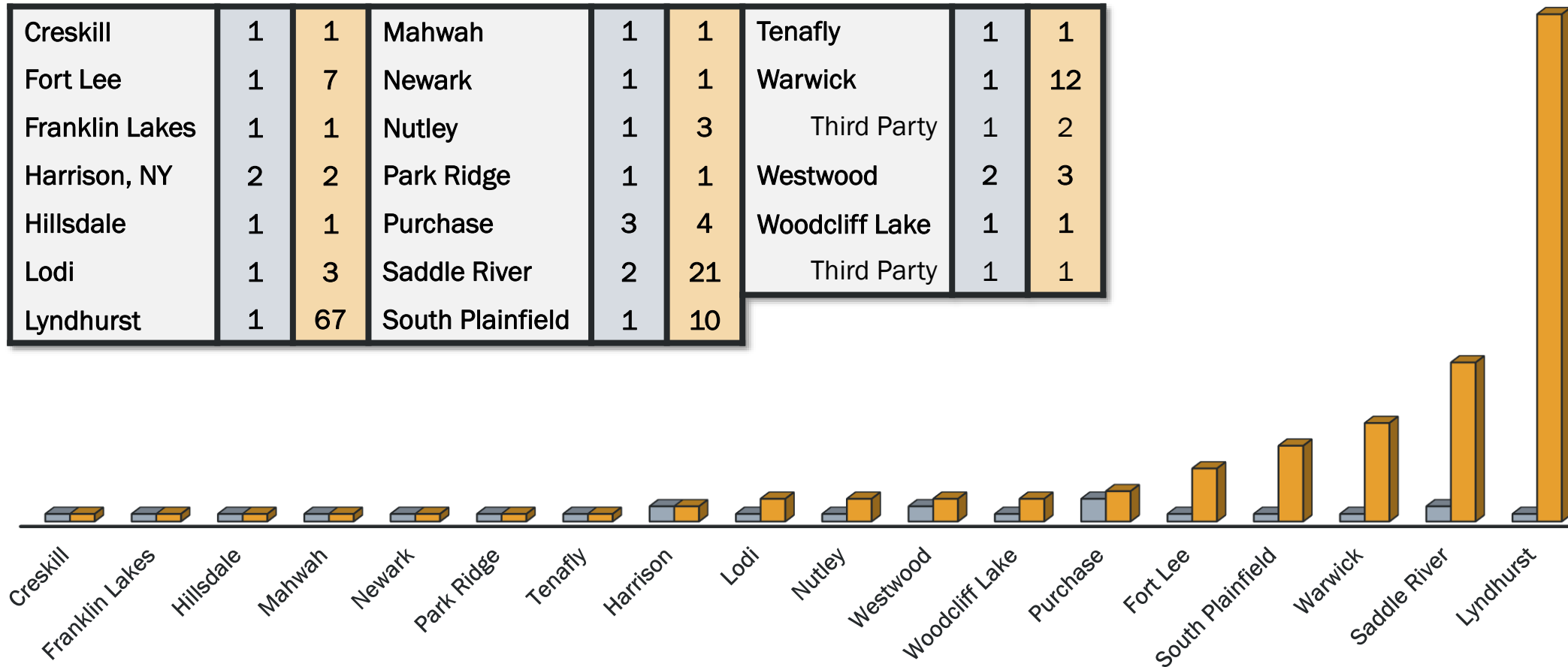
Bogota	0	0	Teaneck	1	1	Hackensack	7	161
Rochelle Park	0	0	Moonachie	1	1	South Hackensack	5	162
Secaucus	0	0	Hasbrouck Heights	1	1	Rutherford	10	221
Teterboro	0	0	Little Ferry	3	12	Maywood	3	5,319
Wood-Ridge	0	0	Carlstadt	5	35	Third Party	1	4,780
Ridgefield Park	0	0						



Noise Complaints: Non-TANAAC

1st Quarter 2021

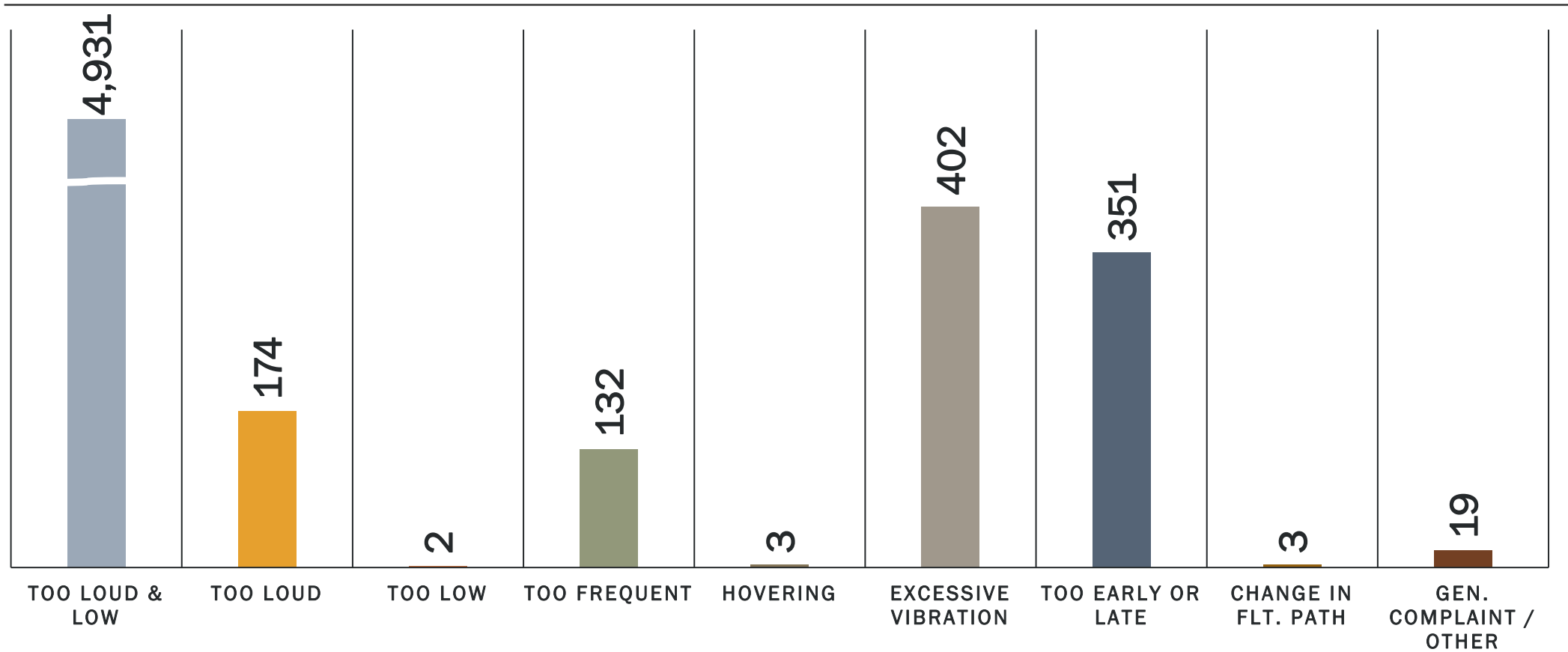
Creskill	1	1	Mahwah	1	1	Tenafly	1	1
Fort Lee	1	7	Newark	1	1	Warwick	1	12
Franklin Lakes	1	1	Nutley	1	3	Third Party	1	2
Harrison, NY	2	2	Park Ridge	1	1	Westwood	2	3
Hillsdale	1	1	Purchase	3	4	Woodcliff Lake	1	1
Lodi	1	3	Saddle River	2	21	Third Party	1	1
Lyndhurst	1	67	South Plainfield	1	10			

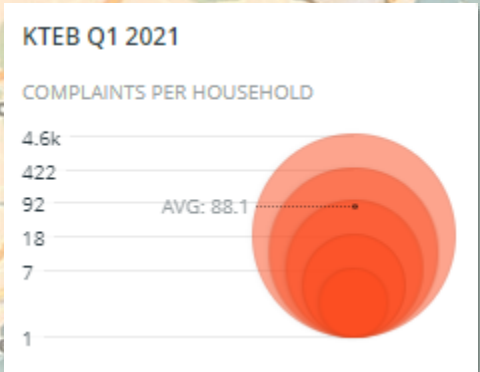
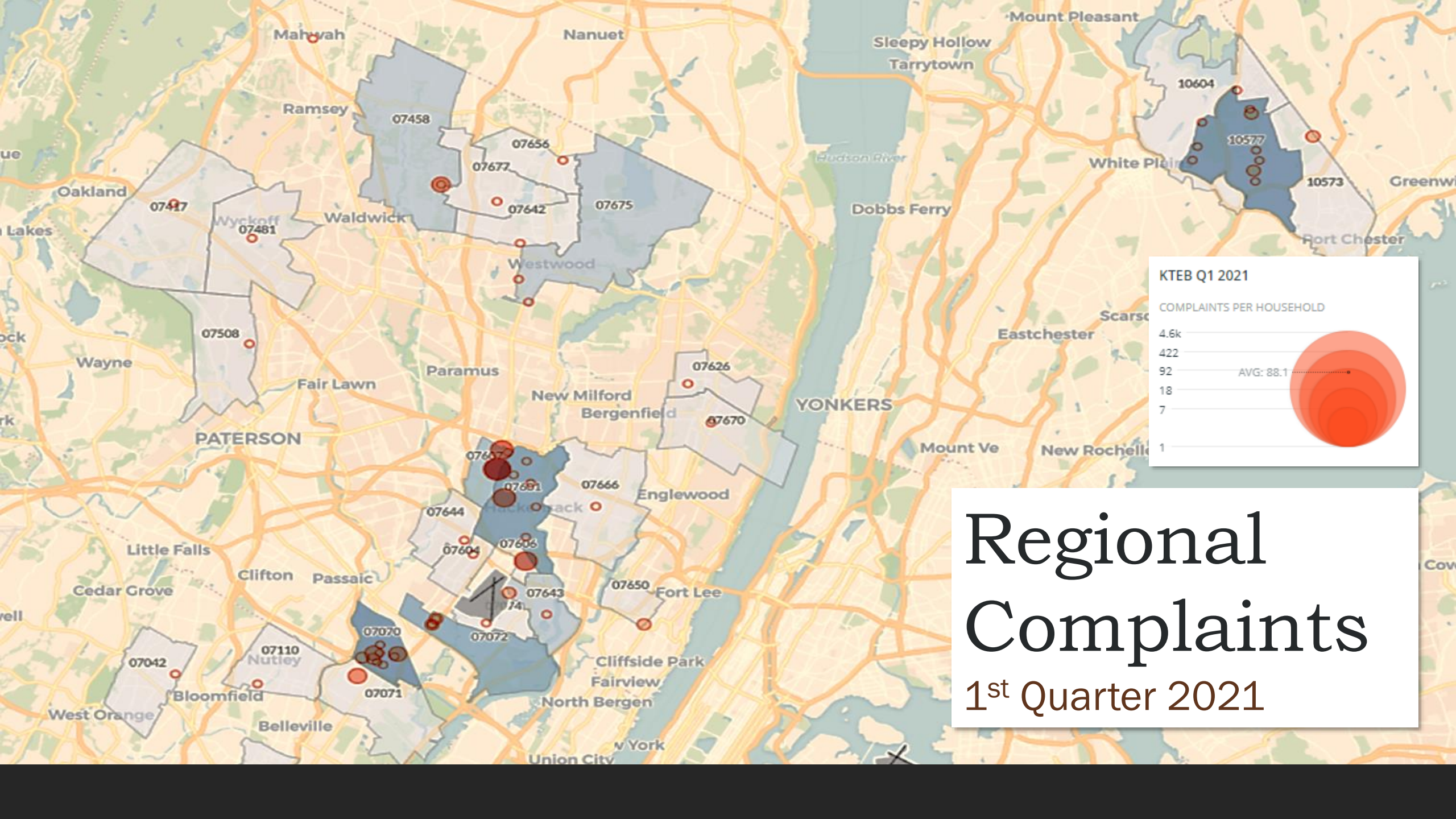


Complainants
 Complaints

Noise Complaints: Nature of Disturbance

1st Quarter 2021





Regional Complaints

1st Quarter 2021

Discussion Items:

FAA RNAV GPS Runway 19
Offset Procedure

Co-Chairperson Nominations

Committee
Comments
And
Questions:





Thank you for your attendance.

The next TANAAC meeting is scheduled for July 28th 2021