



Teterboro Aircraft Noise Abatement Advisory Committee

1st Quarter 2022 Report

Gabriel Andino

Manager

Noise Abatement & Environmental Compliance

Michael Fiscus

Assistant Manager

Noise Abatement & Environmental Compliance

Teterboro

Aircraft

Noise

Abatement

Advisory

Committee

- **Introduction**
- **Operations Update**
- **Statistical Report – 1st Quarter 2022**
 - Aircraft Activity
 - Aircraft Noise Violations
 - Noise Readings
 - Noise Complaints
- **Discussion Items**
 - 14 CFR Part 150 Study Update
 - RNAV (GPS) X Runway 19 Offset Approach
 - TANAAC Membership
- **Committee Comments / Questions**
- **Adjournment**

April 27, 2022

Operations Update

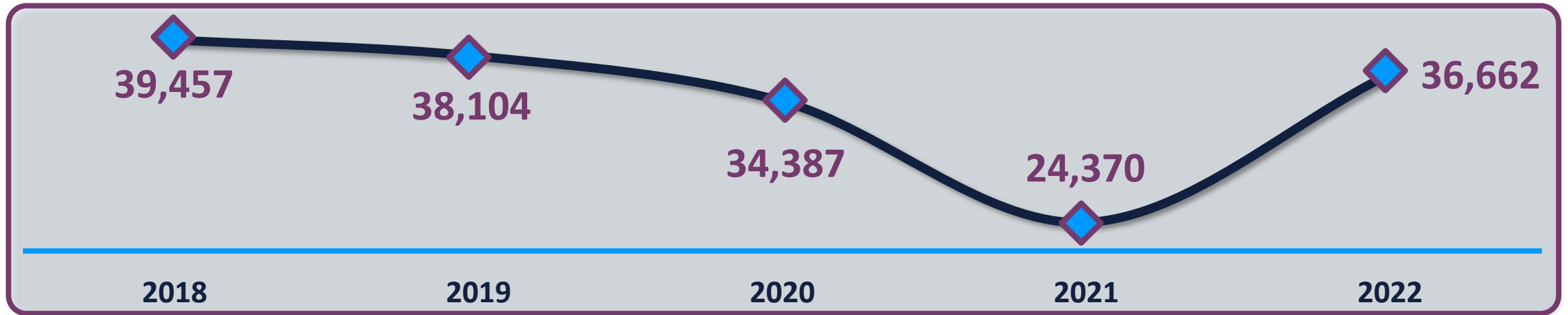
Runway 6/24 Rehabilitation: 2022-2023

Hours of Work / Staging

- Runway 6/24 Overnight Closures (April 2022 thru April 2023):
 - Sunday, Tuesday, Wednesday, and Thursday – 10:30p.m. to 6:30a.m. the following morning
 - Monday 10:30p.m. to 8:30a.m. Tuesday
- Runway 6/24 weekend Closures:
 - 38-hour closures – Friday 10:00p.m. to noon Sunday (May 2, 2022 – August 31, 2022; total of 7)
 - 12-hour closures – Sunday 12:01a.m. to noon Sunday (Oct 1, 2022 – November 30, 2022; total of 6)
- Airport Weekend Closures:
 - 38-hour closures – Friday 10:00p.m. to noon Sunday (July 1, 2022 – August 31, 2022; total of 6)
 - 12-hour closures – Sunday 12:01a.m. to noon Sunday (Oct 1, 2022 – November 30, 2022; total of 2)

Airport Activity Report

1st Quarter

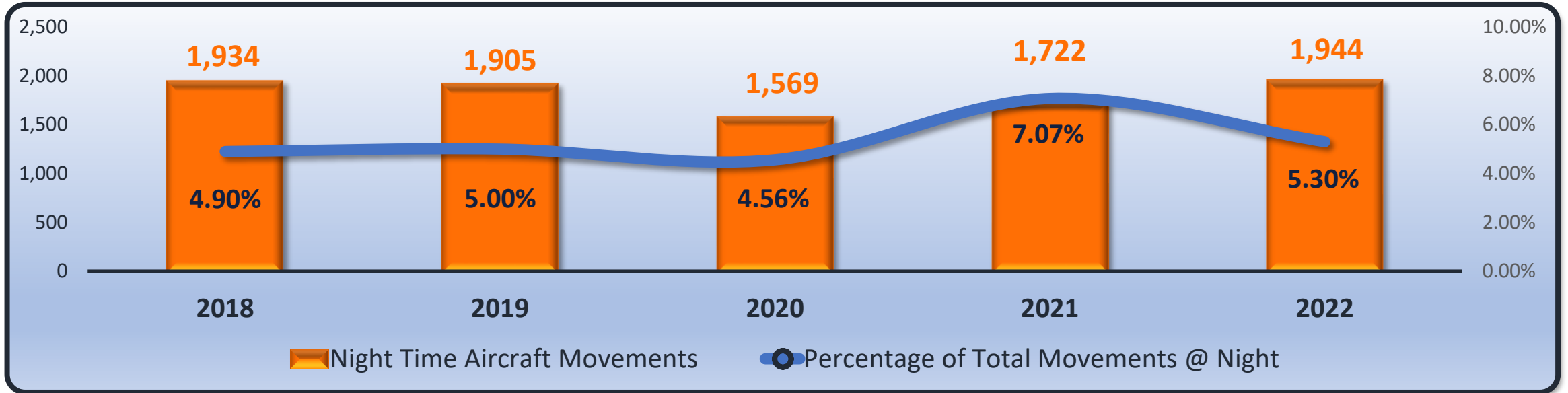


Movements	2018	2019	2020	2021	2022	2019/2020	2020/2021	2021/2022	2019/2022
Props	825	738	569	603	796	-22.90%	5.98%	32.01%	7.86%
Turbo-Props	2,148	2,114	1,765	1,268	2,132	-16.51%	-28.16%	68.14%	0.85%
Helicopters	1,812	1,730	1,258	454	997	-27.28%	-63.91%	119.60%	-42.37%
Jets	34,521	33,279	30,667	21,928	32,611	-7.85%	-28.50%	48.72%	-2.01%
Totals:	39,457	38,104	34,387	24,370	36,662	-9.75%	-29.13%	50.44%	-3.78%

❖ Total Aircraft Movements are Inclusive of Missed Approaches and Aborted Take-Offs.

Airport Activity Report

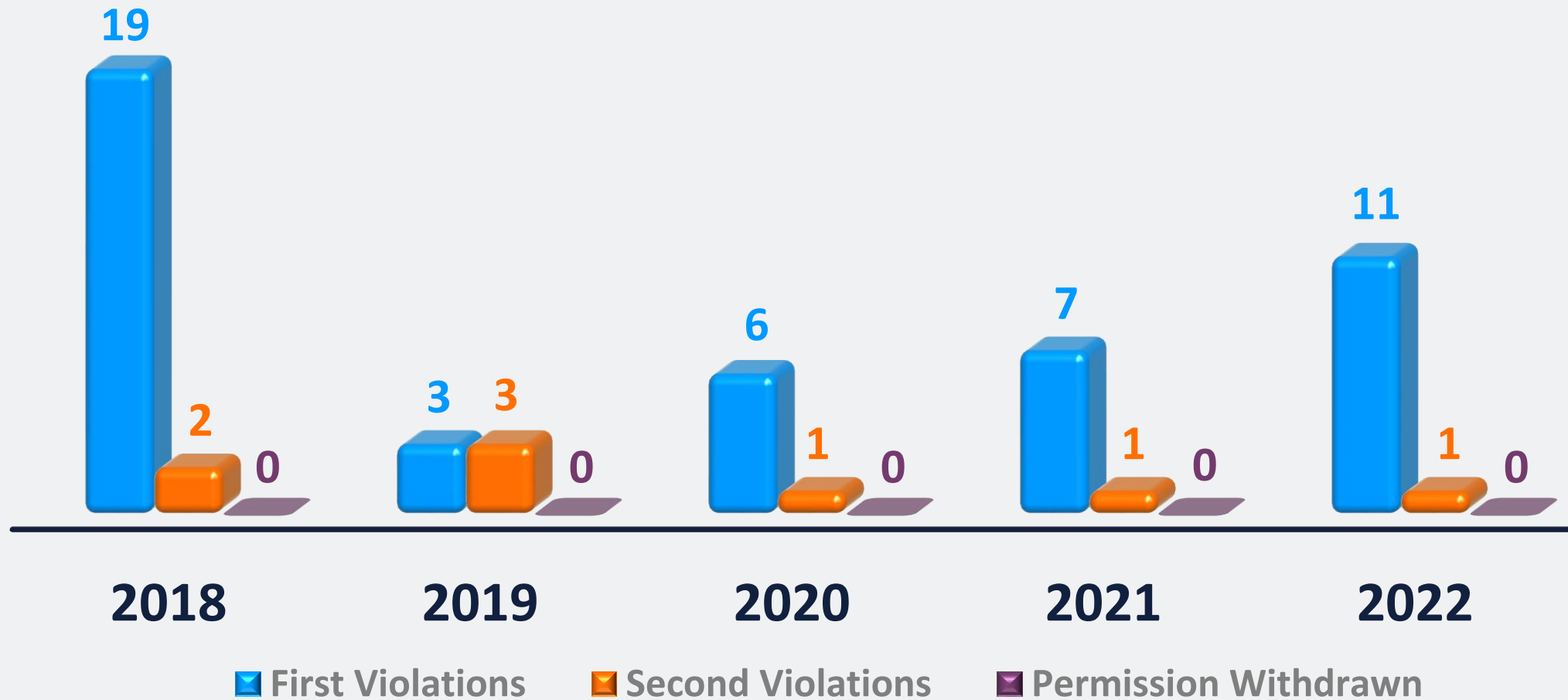
1st Quarter (11:00p.m. – 6:00a.m.)



Year	Nighttime Aircraft Movements	Total Aircraft Movements	% of Total Movements at Night
2018	1,934	39,457	4.90%
2019	1,905	38,104	5.00%
2020	1,569	34,387	4.56%
2021	1,722	24,370	7.07%
2022	1,944	36,662	5.30%

Noise Violations

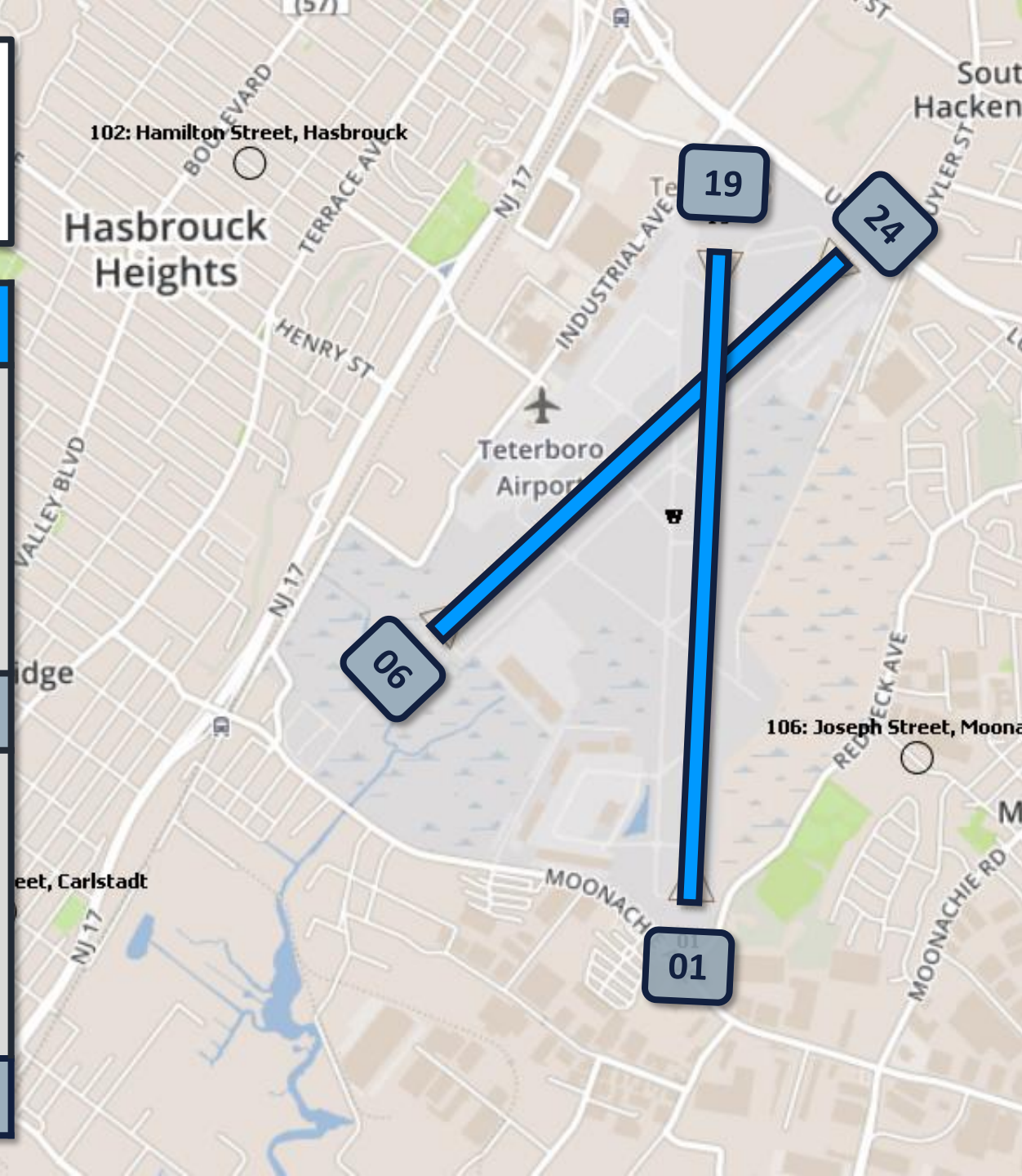
1st Quarter



Runway Utilization

1st Quarter

		Arrivals		Departures	
Runways	1	1,727	9.54%	6,081	34.63%
	19	9,342	51.59%	254	1.45%
	6	4,769	26.34%	468	2.67%
	24	2,269	12.53%	10,756	61.26%
		18,107		17,559	
Helicopter Routes	N	29	5.86%	36	7.44%
	E	43	8.69%	38	7.85%
	S	389	78.59%	384	79.34%
	W	34	6.87%	26	5.37%
		495		484	



LDN(A)

1st Quarter

RMS 102

Hamilton St.-Hasbrouck Hts.

2019 35.4

2021 38.1

2022 34.6

2021/2022: -3.5

2019/2022: -0.8

RMS 101

7th & Barry-Carlstadt

2019 55.8

2021 54.5

2022 56.4

2021/2022: +1.9

2019/2022: +0.6

RMS 103

Prospect Ave.-Hackensack

2019 59.0

2021 57.2

2022 60.6

2021/2022: +3.4

2019/2022: +1.6

RMS 104

Park St.-Hackensack

2019 51.1

2021 52.2

2022 51.2

2021/2022: -1.0

2019/2022: +0.1

RMS 105

Bogota High School-Bogota

2019 49.6

2021 46.7

2022 48.4

2021/2022: +1.7

2019/2022: -1.2

RMS 106

Joseph St.-Moonachie

2019 51.3

2021 50.1

2022 50.2

2021/2022: +0.1

2019/2022: -1.1

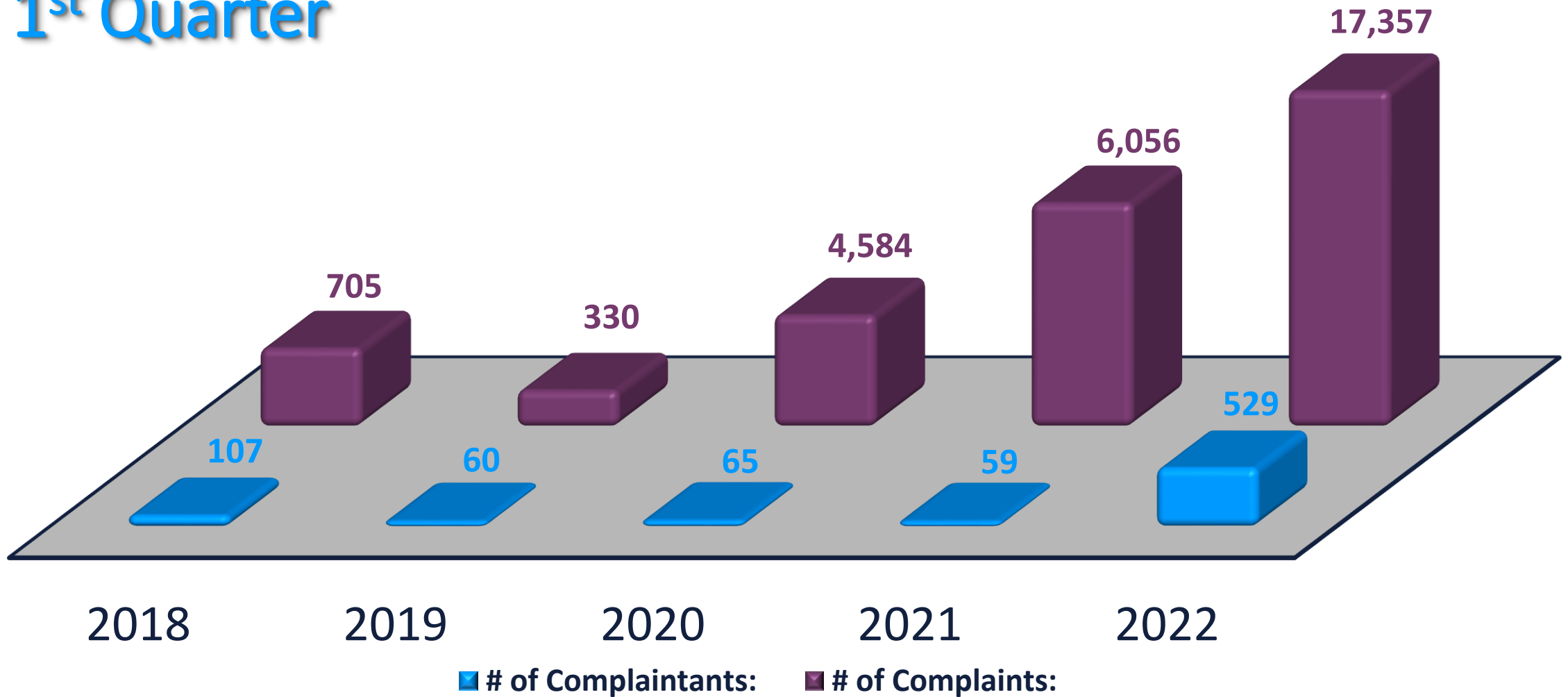
LDN(A) =
Day/Night
Average Aircraft
Sound Level

Arr Dep

Newark Liberty International Airport

Noise Complaints

1st Quarter

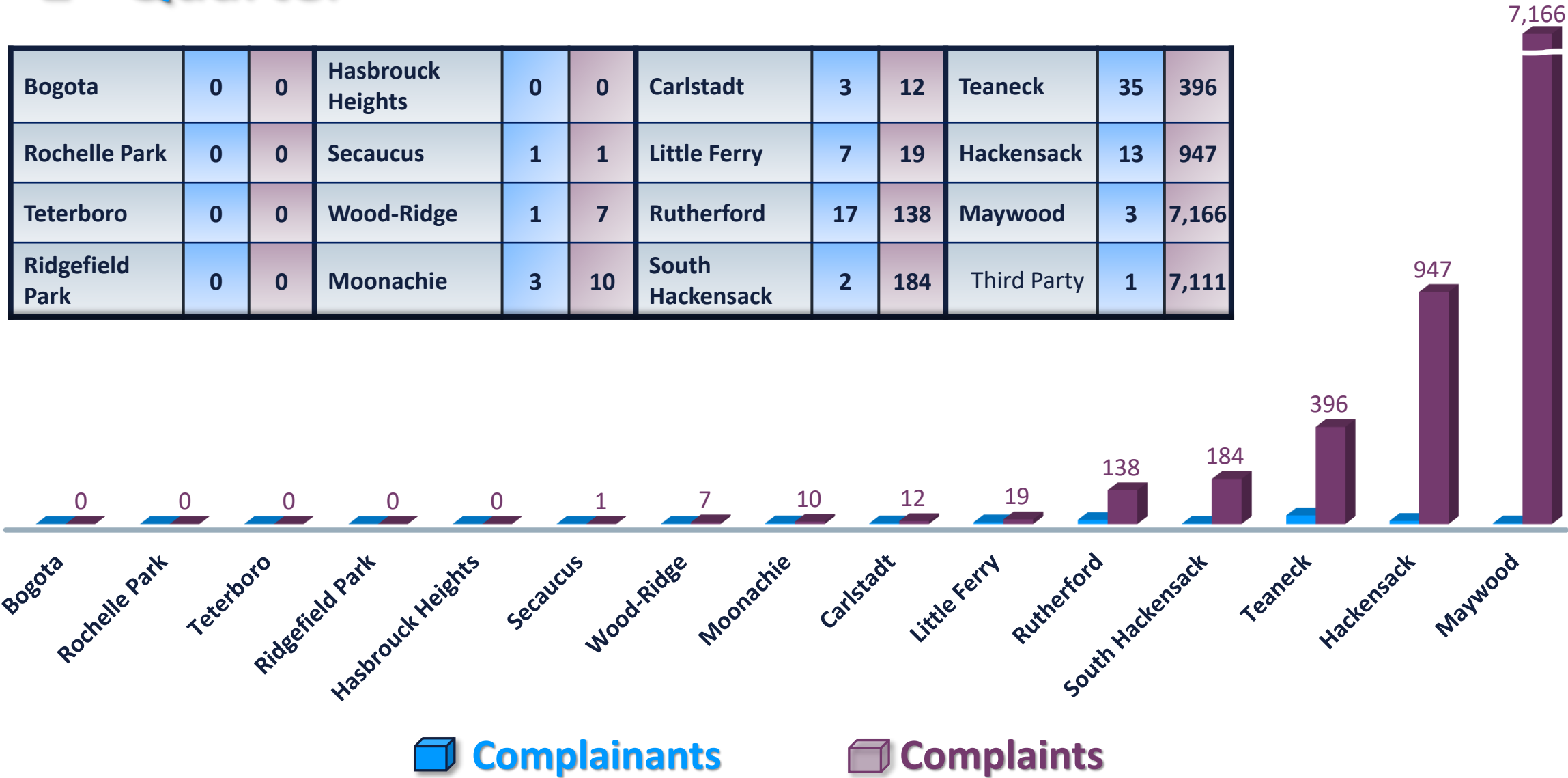


■ Third Party Applications Logged 8,040 Complaints from 18 Callers During the 1st Quarter.

Noise Complaints: TANAAC Members

1st Quarter

Bogota	0	0	Hasbrouck Heights	0	0	Carlstadt	3	12	Teaneck	35	396
Rochelle Park	0	0	Secaucus	1	1	Little Ferry	7	19	Hackensack	13	947
Teterboro	0	0	Wood-Ridge	1	7	Rutherford	17	138	Maywood	3	7,166
Ridgefield Park	0	0	Moonachie	3	10	South Hackensack	2	184	Third Party	1	7,111



Noise Complaints: Non-TANAAC - 1st Quarter

Airmont	2	284	Metuchen	1	1	Saddle River	9	48
Allendale	2	10	Montclair	2	3	Somerville	2	2
Bergenfield	10	25	Montvale	10	24	South Salem	1	15
Closter	22	24	Newark	6	1,358	Third Party	1	15
Cresskill	12	436	North Haledon	1	2	Tenafly	28	53
Demarest	28	38	Northvale	1	1	Upper Saddle River	63	922
Emerson	11	47	Norwalk	1	1	Third Party	11	724
Englewood	2	2	Norwood	13	21	Waldwick	1	1
Franklin Lakes	1	1	Nutley	3	3	Warwick	1	3
Third Party	1	1	Paramus	4	23	Third Party	1	3
Glen Ridge	3	4	Park Ridge	32	281	Washington Township	33	3,810
Haworth	1	1	Passaic	1	1	Westfield	1	1
Hawthorne	1	3	Pearl River	1	1	Westwood	20	55
Hewitt	2	100	Purchase	1	8	Woodcliff Lake	20	237
Hillsdale	16	62	Third Party	1	8	Third Party	2	178
Lodi	1	2	Ramsey	1	3	Woodridge	1	1
Lyndhurst	12	72	Ringwood	1	1	Wyckoff	1	3
Mahwah	32	428	River Vale	26	55			



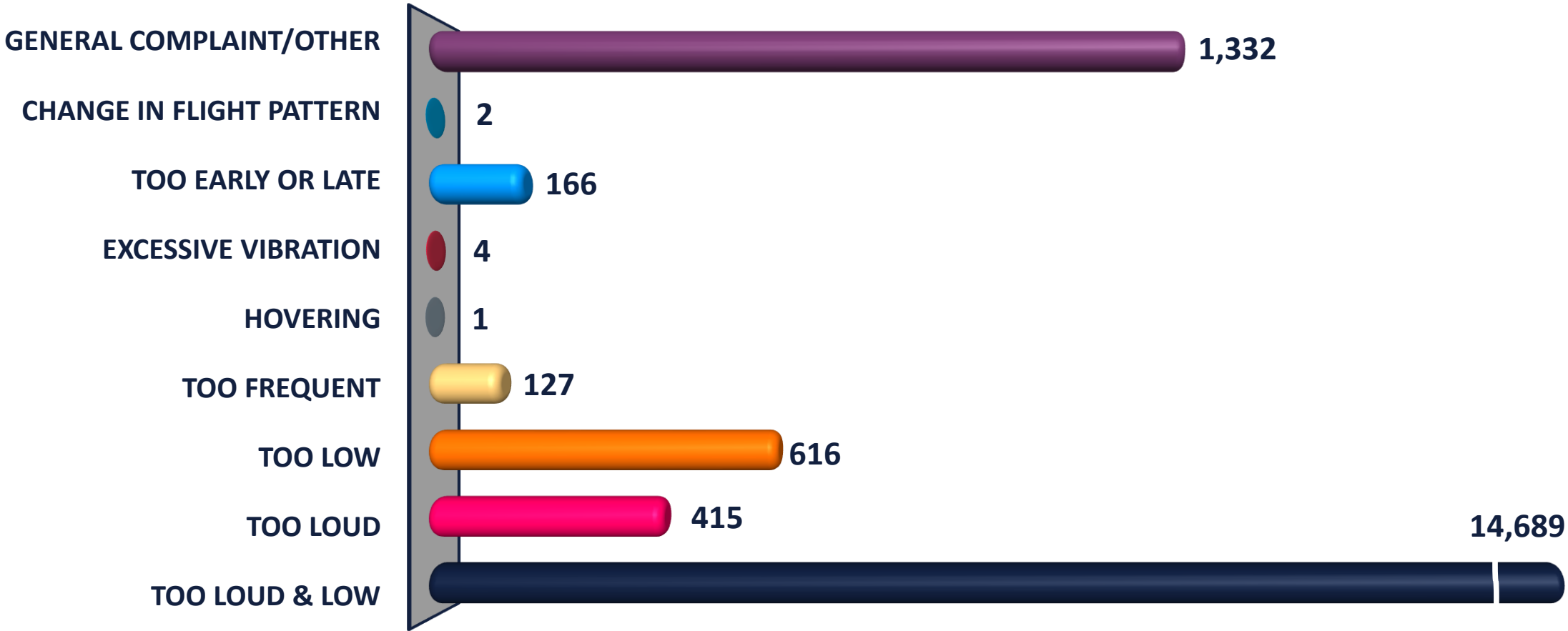
Complaints



Complainants

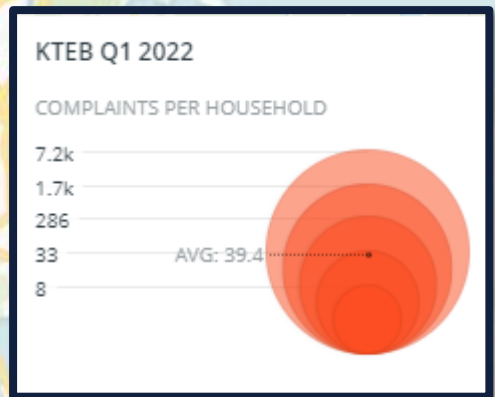
Noise Complaints: Nature of Disturbance

1st Quarter



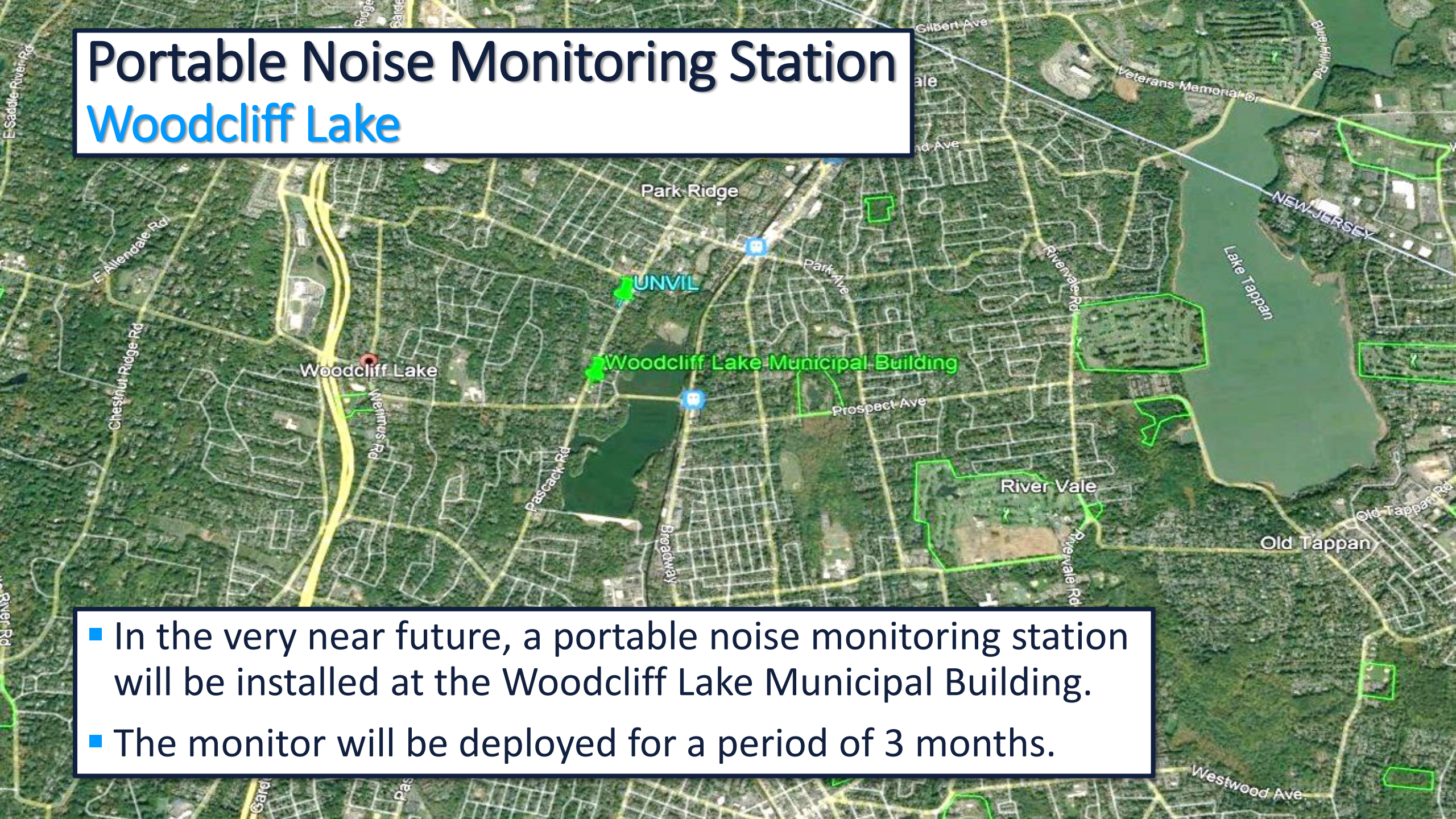
Regional Complaints

1st Quarter



Portable Noise Monitoring Station

Woodcliff Lake



- In the very near future, a portable noise monitoring station will be installed at the Woodcliff Lake Municipal Building.
- The monitor will be deployed for a period of 3 months.



Discussion Items

- **14 CFR Part 150 Study Update**
- **RNAV (GPS) X Runway 19 Offset Procedure**
- **TANAAC Membership**

RNAV (GPS) X Runway 19 Offset Approach Utilization

Runway 19 Arrivals: 24 Hours			
	Total Arrivals	RNAV (GPS) X Arrivals	% of RNAV (GPS) X Arrivals
3 rd Quarter 2021	12,734	120	0.94%
4 th Quarter 2021	13,104	21	0.16%
1 st Quarter 2022	8,965	79	0.88%

Runway 19 Arrivals: 10:00p.m. – 7:00a.m.			
	Total Arrivals	RNAV (GPS) X Arrivals	% of RNAV (GPS) X Arrivals
3 rd Quarter 2021	1,216	115	9.46%
4 th Quarter 2021	1,129	8	0.71%
1 st Quarter 2022	767	76	9.91%

Committee Comments / Questions



Thank you for your Attendance



**THE NEXT TANAAC MEETING IS SCHEDULED
FOR JULY 27, 2022**