



# Airport Teterboro

THE PORT AUTHORITY OF NY&NJ

## **TETERBORO AIRCRAFT NOISE ABATEMENT ADVISORY COMMITTEE 2016 YEAR END REPORT**

**GABRIEL ANDINO**

MANAGER  
NOISE ABATEMENT &  
ENVIRONMENTAL  
COMPLIANCE

**MICHAEL FISCUS**

ASST. MANAGER  
NOISE ABATEMENT &  
ENVIRONMENTAL  
COMPLIANCE

**DAN GARDON**

SPECIALIST  
NOISE ABATEMENT &  
ENVIRONMENTAL  
COMPLIANCE

# TETERBORO AIRCRAFT NOISE ABATEMENT ADVISORY COMMITTEE

- Introduction
- Overview of TANAAC
- Introduction to “Understanding Noise and its Measurement”
  - Noise Measurement Metrics and Airport Noise Rules
- Old Business
- New Business
  - Noise Abatement Manager’s Full year Report
    - Aircraft Activity
    - Noise Readings
    - Noise Complaints
    - Aircraft Noise Violations
- Committee Members Proposals
- General Discussion
- Adjournment

January 25, 2017



# T.A.N.A.A.C.

## TETERBORO AIRCRAFT NOISE ABATEMENT ADVISORY COMMITTEE

- TANAAC was established on February 26, 1987
- The main purpose of the committee is to establish a meaningful dialogue between the airport community and the residential communities.
- The primary goal was to enhance the quality of life of the residents of local communities while insuring the efficient operation of the airport.
- TANAAC is comprised of:
  - Locally elected officials
    - Mayors, State Assembly & Senate Members, and Members of Congress
  - Duly appointed alternate members (Alternate members must have a letter from an official member on record appointing them as an alternate.)
  - Bergen County Executive and Freeholder Chairperson
  - Members of the Aviation Community
  - Airport Manager - FAA Tower Manager
  - Fixed Base Operators and Heads of Corporate Flight Departments
- One vote per member with the exception of the Airport Manager who will only vote in the case of a tie.
- The general public may attend as observers of the proceedings.
- A copy of the TANAAC Overview, Membership, Mission Statement, and By-Laws, can be found in the provided packet along with an Introduction to "Understanding Noise and its Measurement."



# TETERBORO AIRPORT NOISE ABATEMENT RULES:

## ➤ Maximum Noise Levels

- Runway 24:
  - 80 dB(A) Between the hours of 2200L and 0700L
  - 90 dB(A) Between the hours of 0700L and 2200L
- Runway 01, 06, & 19:
  - 95 dB(A) All Hours.
- Helicopter Departure Routes:
  - 95 dB(A) All Hours.

➤ If a departure from Teterboro is measured to be in excess of the Maximum Noise Level associated with the runway used for that operation, a violation shall be mailed to the owner of the aircraft.

➤ First and Second violations shall be kept for two years (from the date of the violation); upon the violations' second anniversary, it will be downgraded or expunged.

➤ A Third Violation within a two year period results in the permanent banishment of that aircraft from future operation at Teterboro Airport

# OLD BUSINESS:

- C.R.A.F.T. (Concerned Residents Along the Flight path of Teterboro)
- 14 CFR Part 150 Study
  - Ted Baldwin, HMMH



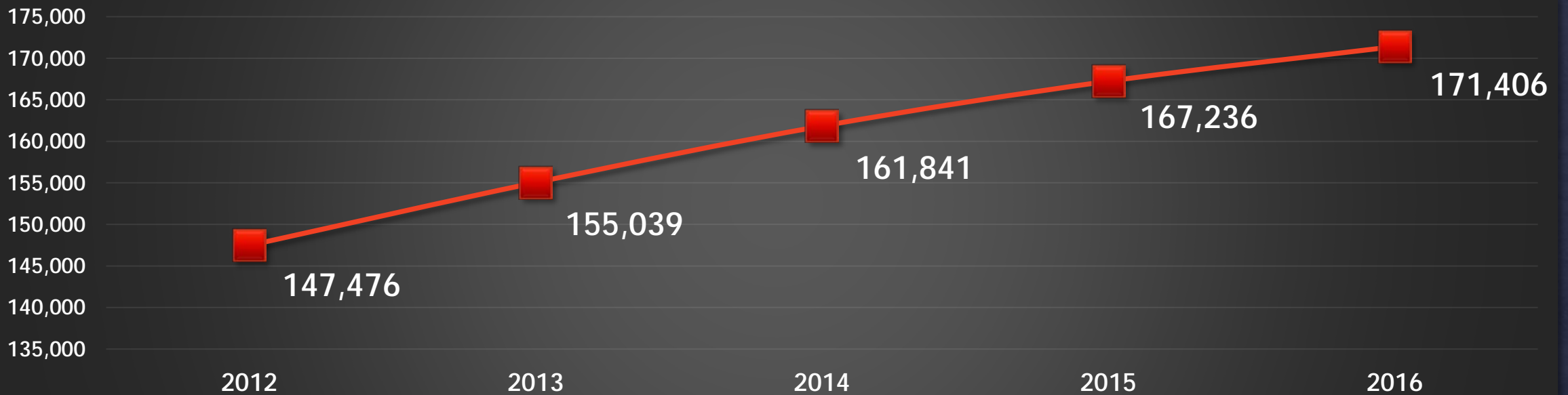


# NEW BUSINESS:



- Teterboro Helicopter Operations
  - Jeff Smith – Eastern Region Helicopter Council
  - Gary Palm – TEB Air Traffic Control Tower Manager

# AIRPORT ACTIVITY REPORT – FULL YEAR 2016



	Movements					Change			
	2012	2013	2014	2015	2016	2012/2013	2013/2014	2014/2015	2015/2016
<b>Props:</b>	8,508	7,159	6,280	6,696	6,253	-15.86%	-12.28%	6.62%	-6.62%
<b>Turbo-Props:</b>	11,856	11,234	12,629	13,478	14,720	-5.25%	12.42%	6.72%	9.22%
<b>Helicopters:</b>	6,658	7,549	8,192	8,856	11,497	13.38%	8.52%	8.11%	29.82%
<b>Jets:</b>	120,140	128,608	134,267	137,721	138,373	7.05%	4.40%	2.57%	0.47%
<b>Total:</b>	147,476	155,039	161,841	167,236	171,406	5.12%	4.39%	3.33%	2.49%

Total Aircraft Movements are Inclusive of Missed Approaches and Touch-and-Go Operations.

# 2016 NIGHT TIME MOVEMENTS (11:00P.M. – 6:00A.M.)



Year	Night Time Aircraft Movements	Total Aircraft Movements	Percentage of Total Movements at Night
2012	9,035	147,476	6.13%
2013	9,254	155,032	5.97%
2014	8,096	161,842	5.00%
2015	8,047	166,751	4.83%
2016	8,299	170,843	4.86%



# LDN(A) OF THE NOISE SYSTEM - 2016

**Site 103**

2015	62.3
2016	62.7
<b>Change:</b>	<b>+0.4</b>

**Site 104**

2015	52.9
2016	52.9
<b>Change:</b>	<b>0.0</b>

**Site 105**

2015	45.3
2016	47.3
<b>Change:</b>	<b>+2.0</b>

**Site 102**

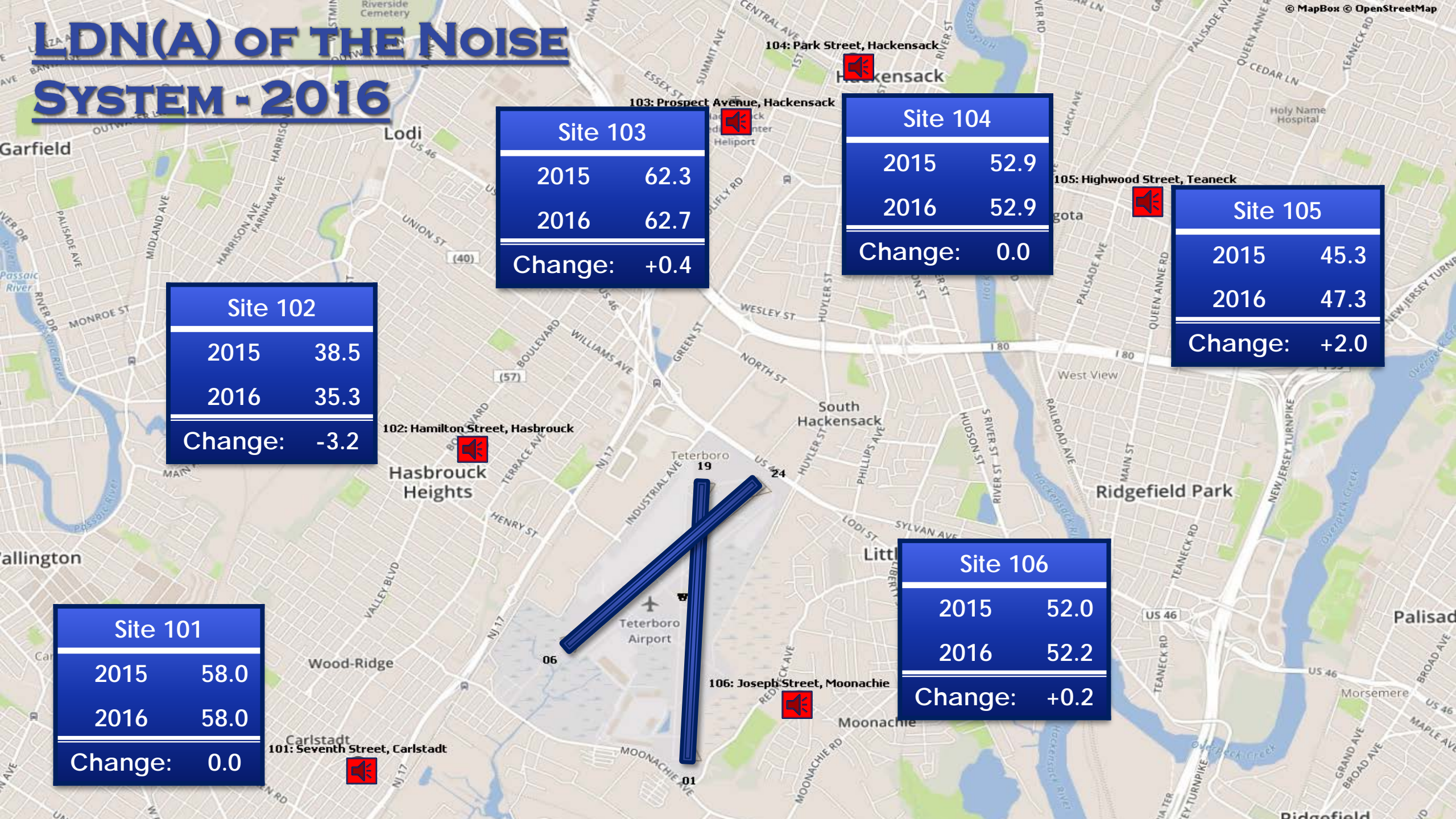
2015	38.5
2016	35.3
<b>Change:</b>	<b>-3.2</b>

**Site 101**

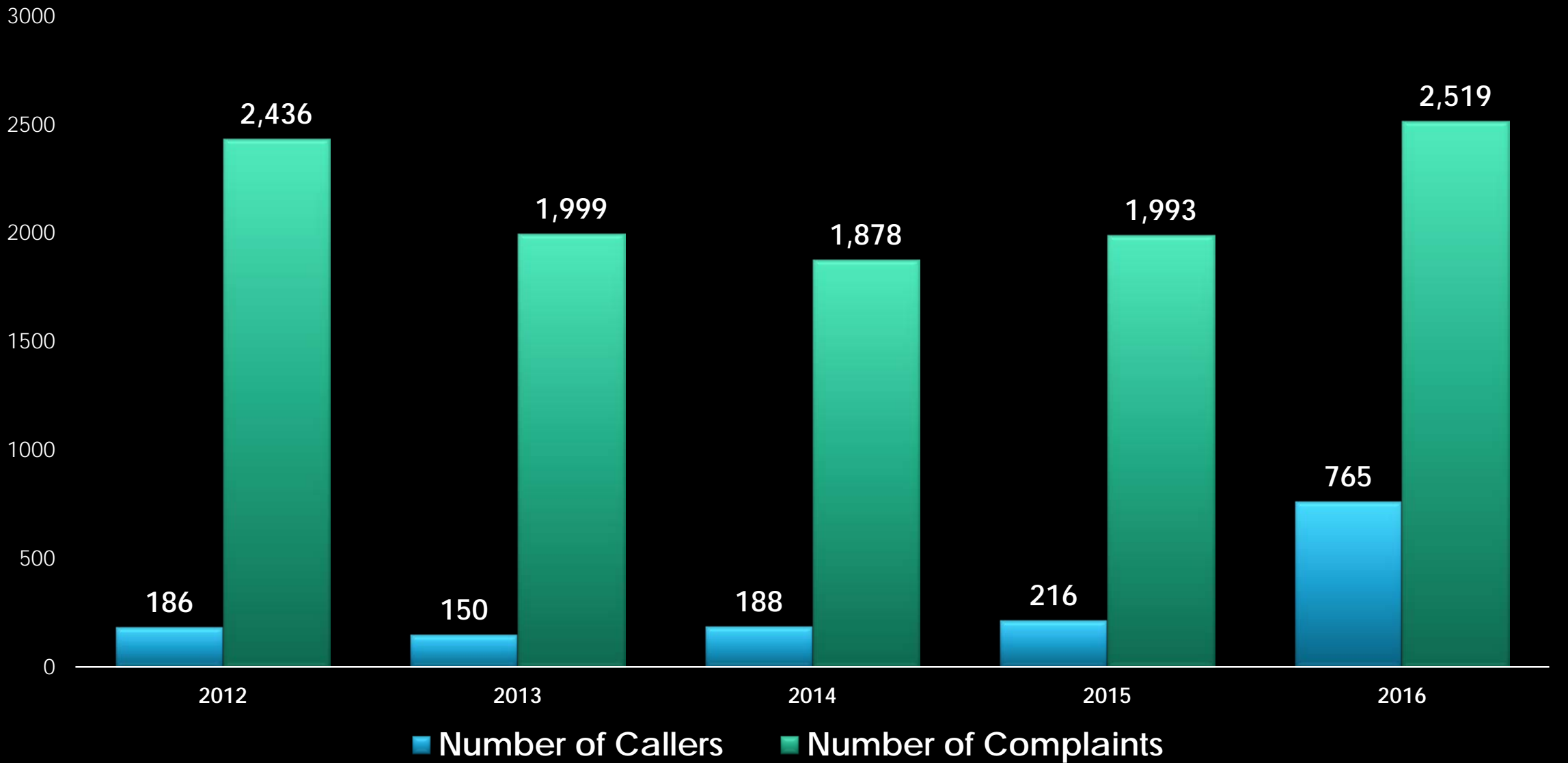
2015	58.0
2016	58.0
<b>Change:</b>	<b>0.0</b>

**Site 106**

2015	52.0
2016	52.2
<b>Change:</b>	<b>+0.2</b>

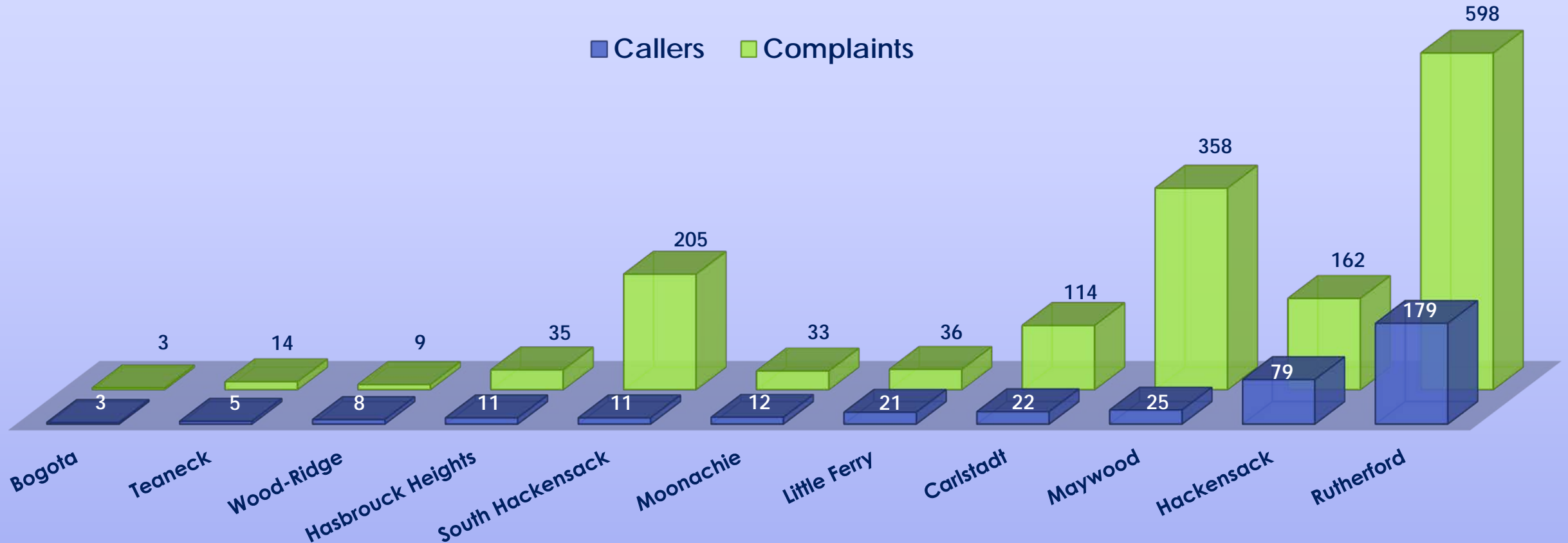


# NOISE COMPLAINTS – FULL YEAR 2016





# 2016 NOISE COMPLAINTS BY TOWN (TANAAC MEMBERS):



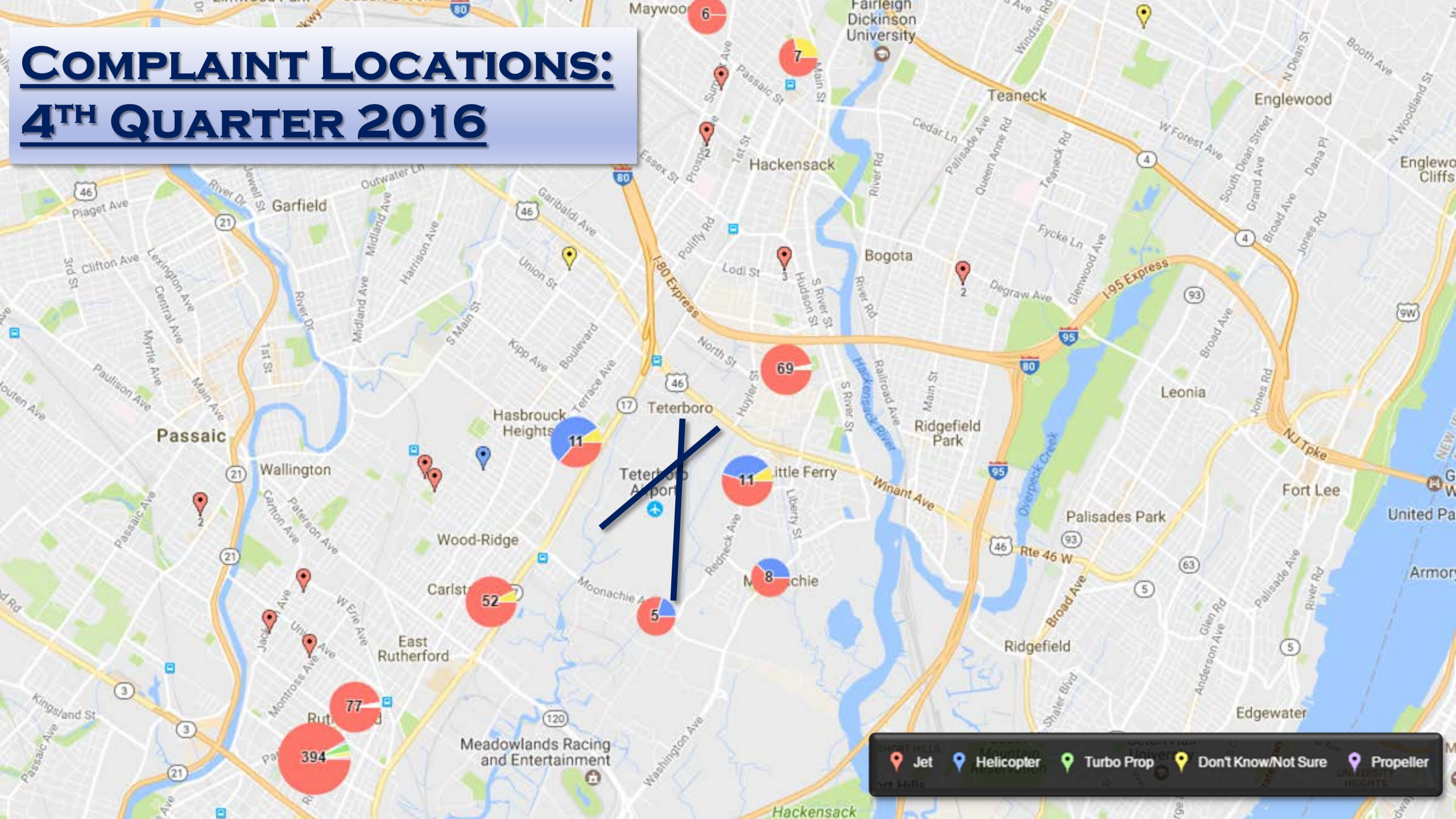
No complaints were logged for either Secaucus or Ridgefield Park in 2016.

# 2016 NOISE COMPLAINTS BY TOWN (NON-TANAAC MEMBERS):

City	Callers	Complaints	City	Callers	Complaints	City	Callers	Complaints
Cranbury	1	1	Glen Rock	1	2	Rochelle Park	4	6
Englewood	1	1	North Bergen	1	2	Nutley	5	8
Fair Lawn	1	1	Passaic	1	5	Woodcliff Lake	6	24
Fort Lee	1	1	Upper Saddle River	2	2	Newark	6	34
Franklin Lakes	1	1	Emerson	2	3	Allendale	7	16
Hawthorne	1	1	Bloomfield	2	6	Waldwick	8	34
Mattituck	1	1	Saddle River	2	7	East Rutherford	10	13
Morristown	1	1	Stockholm	2	20	Lyndhurst	13	17
Oakland	1	1	Pompton Plains	3	4	Ridgewood	15	15
River Edge	1	1	Hillsdale	3	6	Wyckoff	23	31
Suffern	1	1	Park Ridge	3	16	Paramus	25	79
Twp. of Washington	1	1	Westfield	4	4	Ho-Ho-Kus	40	57
Boonton Township	1	2	Oradell	4	5	Ramsey	80	224
Glen Ridge	1	2	Westwood	4	5	Mahwah	98	290

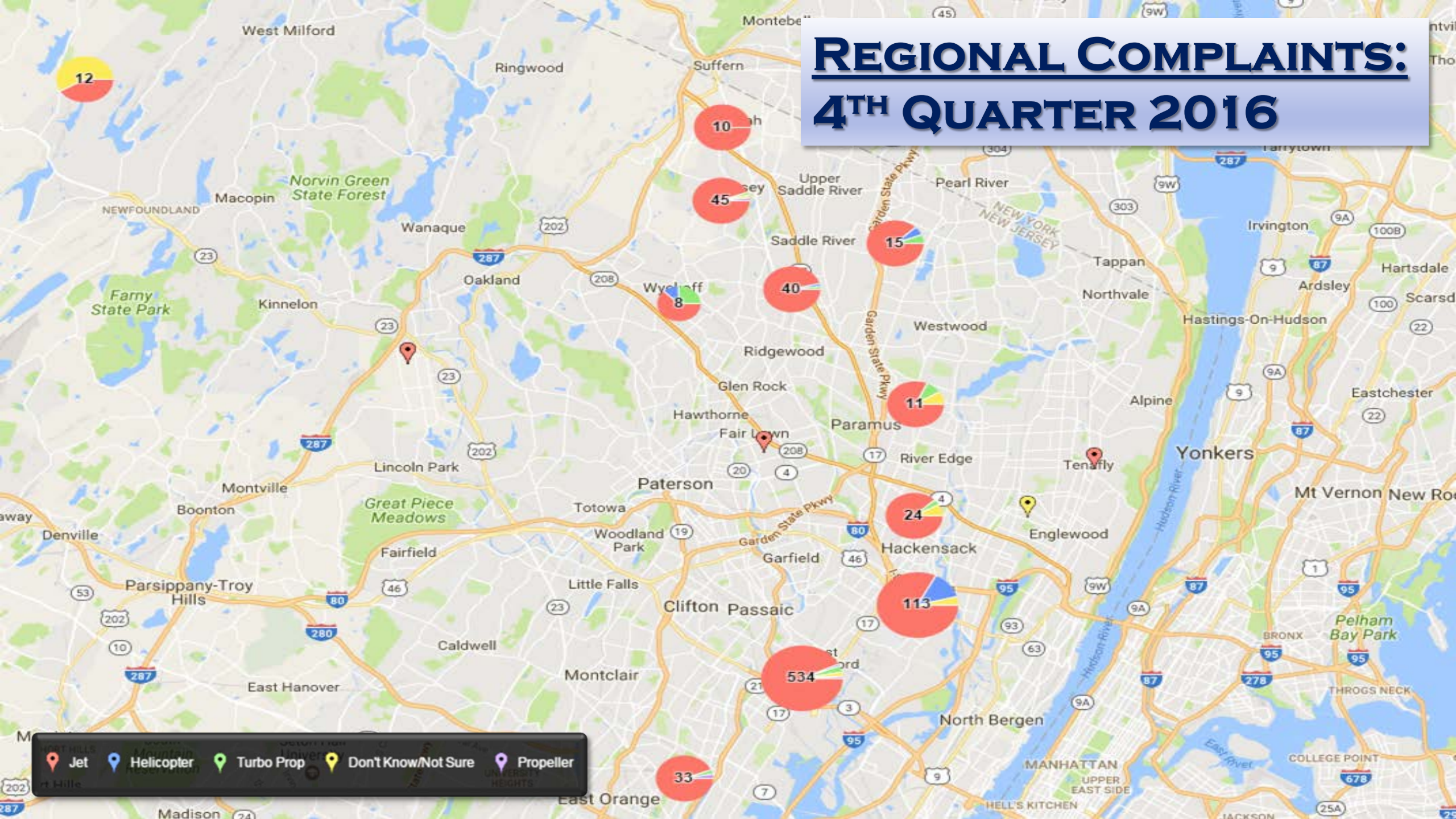


# COMPLAINT LOCATIONS: 4<sup>TH</sup> QUARTER 2016



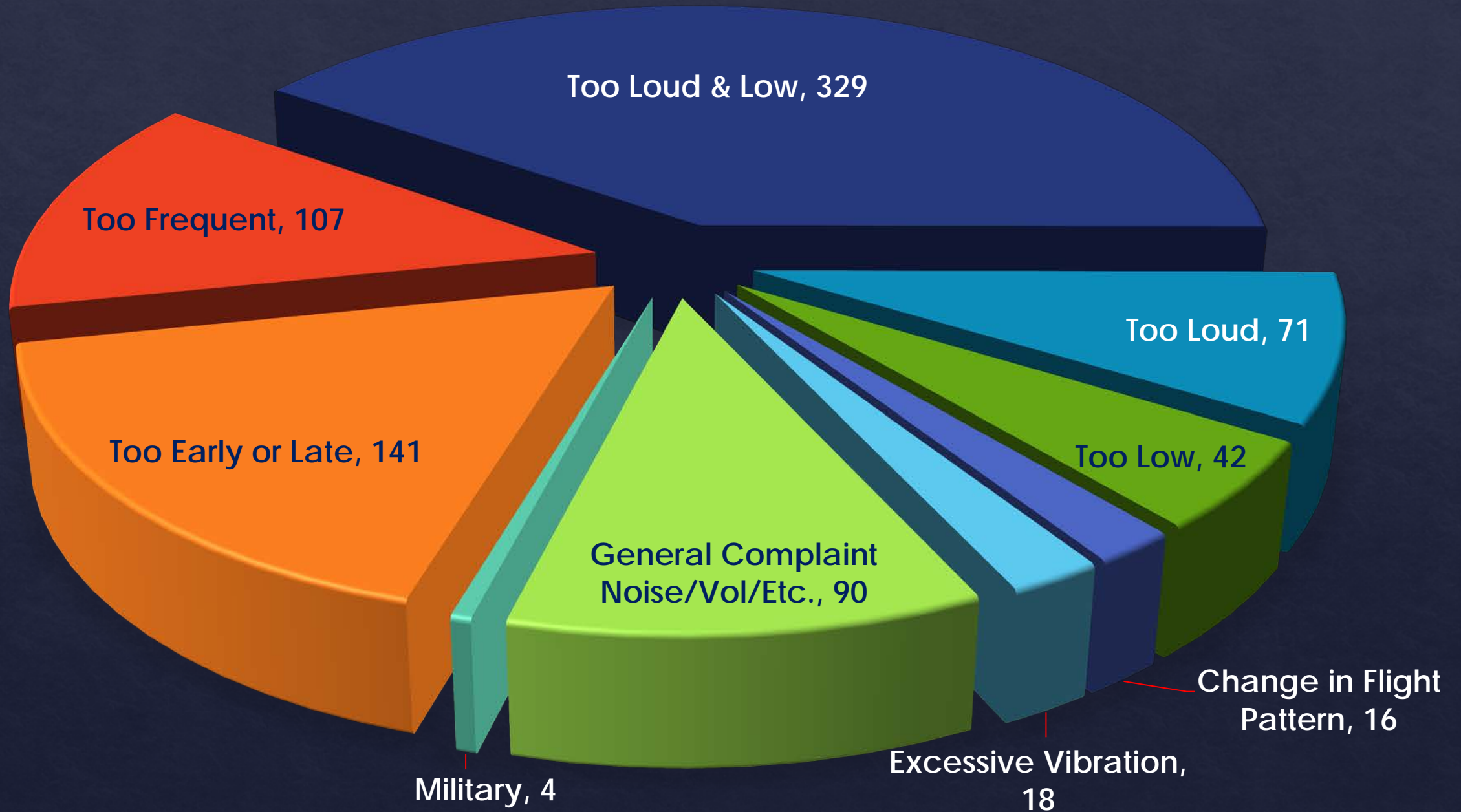


# REGIONAL COMPLAINTS: 4<sup>TH</sup> QUARTER 2016





# FOURTH QUARTER COMPLAINTS – NATURE OF DISTURBANCE:



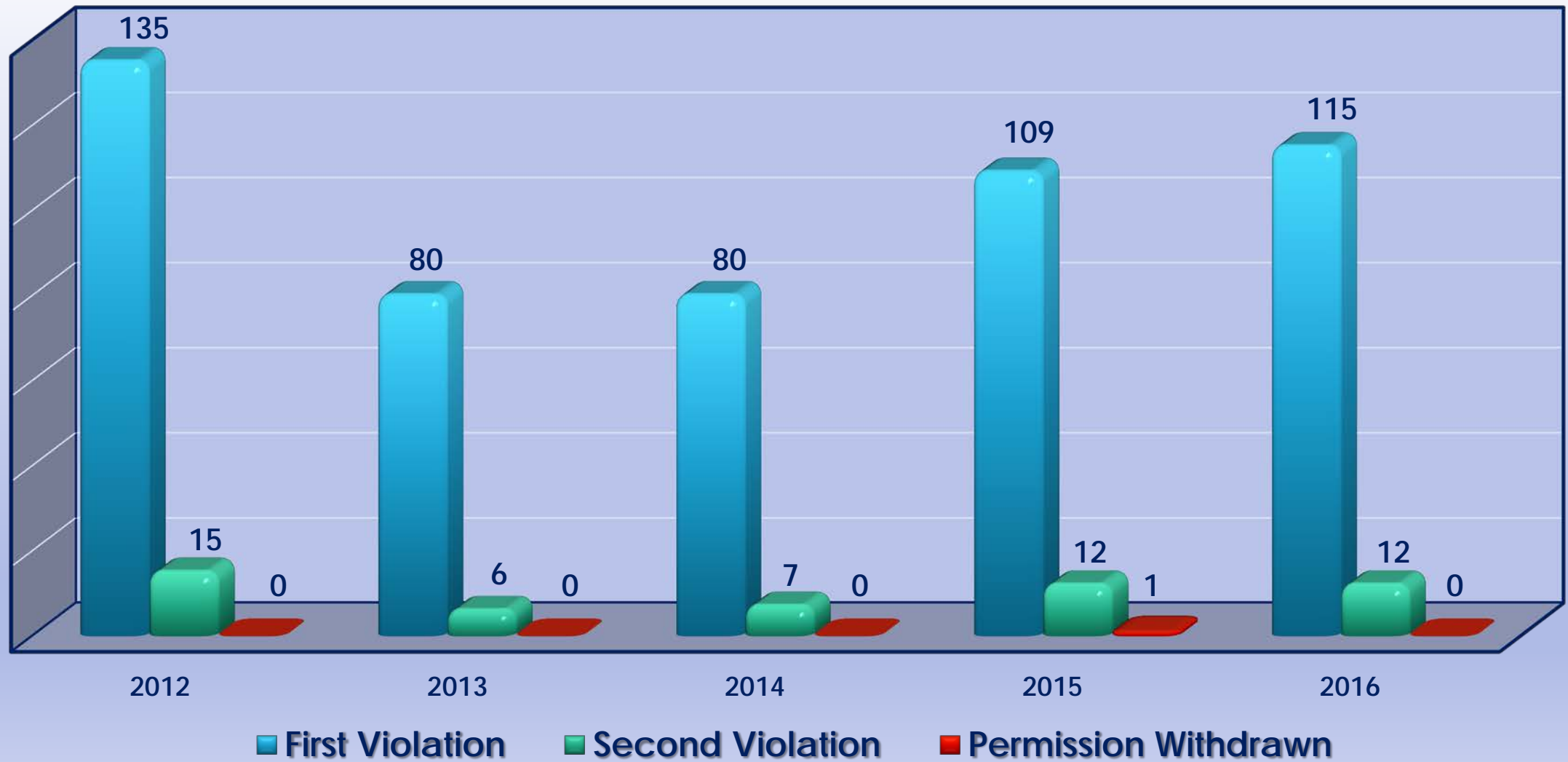
# FLIGHT CREW BRIEFINGS - 2016



2,090 TOTAL FLIGHT CREW BRIEFINGS FOR 2016



# 2016 NOISE VIOLATIONS:



# **THANK YOU FOR YOUR ATTENDANCE**

**THE NEXT TANAAC MEETING IS SCHEDULED FOR:**



**WEDNESDAY, APRIL 26, 2017 AT 7:00 P.M.**