



Airport **Teterboro**

THE PORT AUTHORITY OF NY & NJ

TETERBORO AIRCRAFT NOISE ABATEMENT ADVISORY COMMITTEE 2017 FULL YEAR REPORT

GABRIEL ANDINO

MANAGER
NOISE ABATEMENT &
ENVIRONMENTAL
COMPLIANCE

MICHAEL FISCUS

ASST. MANAGER
NOISE ABATEMENT &
ENVIRONMENTAL
COMPLIANCE

ZACHARY MILLER

SPECIALIST
NOISE ABATEMENT &
ENVIRONMENTAL
COMPLIANCE

**TETERBORO
AIRCRAFT
NOISE
ABATEMENT
ADVISORY
COMMITTEE**

- *Introduction*
- *Old Business*
 - ▾ *Runway 19 Alternate Approach*
 - ▾ *14 CFR Part 150 Study*
- *New Business*
- *Noise Abatement Manager's Full Year Report*
 - ▾ *Aircraft Activity*
 - ▾ *Noise Readings*
 - ▾ *Noise Complaints*
 - ▾ *Aircraft Noise Violations*
- *General Discussion*
- *Adjournment*

January 24, 2018

T.A.N.A.A.C.

Teterboro Aircraft Noise Abatement Advisory Committee

- TANAAC was established on February 26, 1987
- The main purpose of the committee is to establish a meaningful dialogue between the airport community and the residential communities.
- The primary goal was to enhance the quality of life of the residents of local communities while insuring the efficient operation of the airport.
- TANAAC is comprised of:
 - **Locally elected officials**
 - **Mayors, State Assembly & Senate Members, and Members of Congress**
 - **Duly appointed alternate members (Alternate members must have a letter from an official member on record appointing them as an alternate.)**
 - **Bergen County Executive and Freeholder Chairperson**
 - **Members of the Aviation Community**
 - **Airport Manager - FAA Tower Manager**
 - **Fixed Base Operators and Heads of Corporate Flight Departments**
- One vote per member with the exception of the Airport Manager who will only vote in the case of a tie.
- The general public may attend as observers of the proceedings.
- A copy of the TANAAC Overview, Membership, Mission Statement, and By-Laws, can be found in the provided packet along with an Introduction to “Understanding Noise and its Measurement.”

Teterboro Airport Noise Abatement Rules:

- Maximum Noise Levels:
 - Runway 24:
 - 80 dB(A) Between the hours of 2200L and 0700L
 - 90 dB(A) Between the hours of 0700L and 2200L
 - Runway 01, 06, & 19:
 - 95 dB(A) All Hours
 - Helicopter Departure Routes:
 - 95 dB(A) All Hours
- If a departure from Teterboro is measured to be in excess of the Maximum Noise Level associated with the runway used for that operation, a violation shall be mailed to the owner of the aircraft.
- First and Second violations shall be kept for two years (from the date of the violation); upon the violations' second anniversary, it will be downgraded or expunged.
- A Third Violation within a two year period results in the permanent banishment of that aircraft from future operation at Teterboro Airport.

Old Business

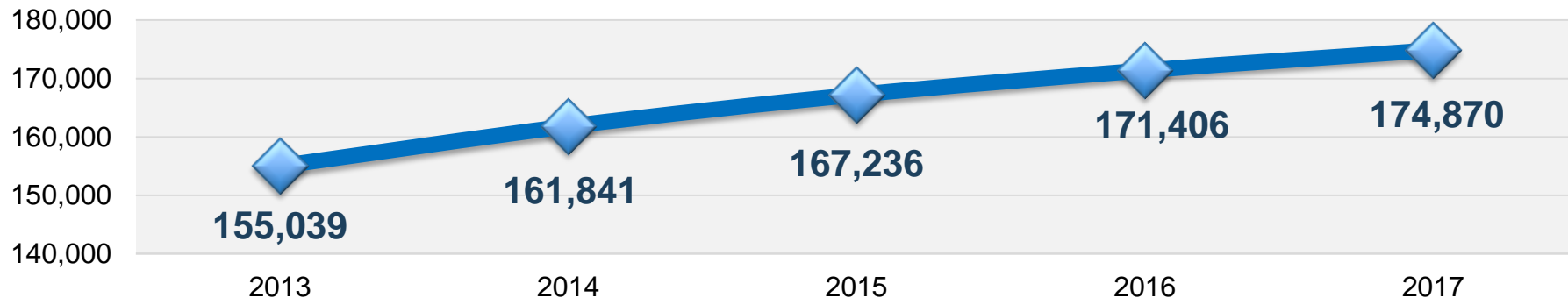


- Runway 19 Alternate Approach
- 14 CFR Part 150 Study

New Business



Airport Activity Report

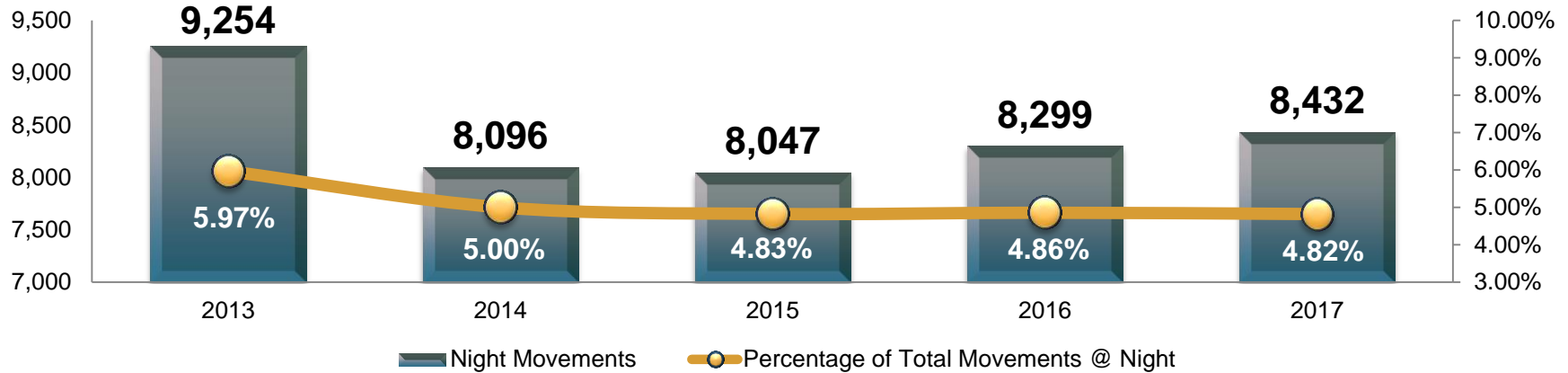


Movements

Change

| | 2013 | 2014 | 2015 | 2016 | 2017 | 2013/2014 | 2014/2015 | 2015/2016 | 2016/2017 |
|---------------|----------------|----------------|----------------|----------------|----------------|--------------|--------------|--------------|--------------|
| Props: | 7,159 | 6,280 | 6,696 | 6,253 | 5,574 | -12.28% | 6.62% | -6.62% | -10.86% |
| Turbo-Props: | 11,234 | 12,629 | 13,478 | 14,720 | 14,855 | 12.42% | 6.72% | 9.22% | 0.92% |
| Helicopters: | 7,549 | 8,192 | 8,856 | 11,497 | 9,757 | 8.52% | 8.11% | 29.82% | -15.13% |
| Jets: | 128,608 | 134,267 | 137,721 | 138,373 | 144,117 | 4.40% | 2.57% | 0.47% | 4.15% |
| Total: | 155,039 | 161,841 | 167,236 | 171,406 | 174,870 | 4.39% | 3.33% | 2.49% | 2.02% |

Airport Activity Report



| Year | Night Time Aircraft Movements: | Total Aircraft Movements: | % of Total Movements at Night: |
|------|--------------------------------|---------------------------|--------------------------------|
| 2013 | 9,254 | 155,032 | 5.97% |
| 2014 | 8,096 | 161,842 | 5.00% |
| 2015 | 8,047 | 166,751 | 4.83% |
| 2016 | 8,299 | 170,843 | 4.86% |
| 2017 | 8,432 | 174,870 | 4.82% |

LDN(A) - 2017

| RMS 103 | |
|---------|------|
| 2016 | 62.7 |
| 2017 | 63.5 |
| Change: | +0.8 |

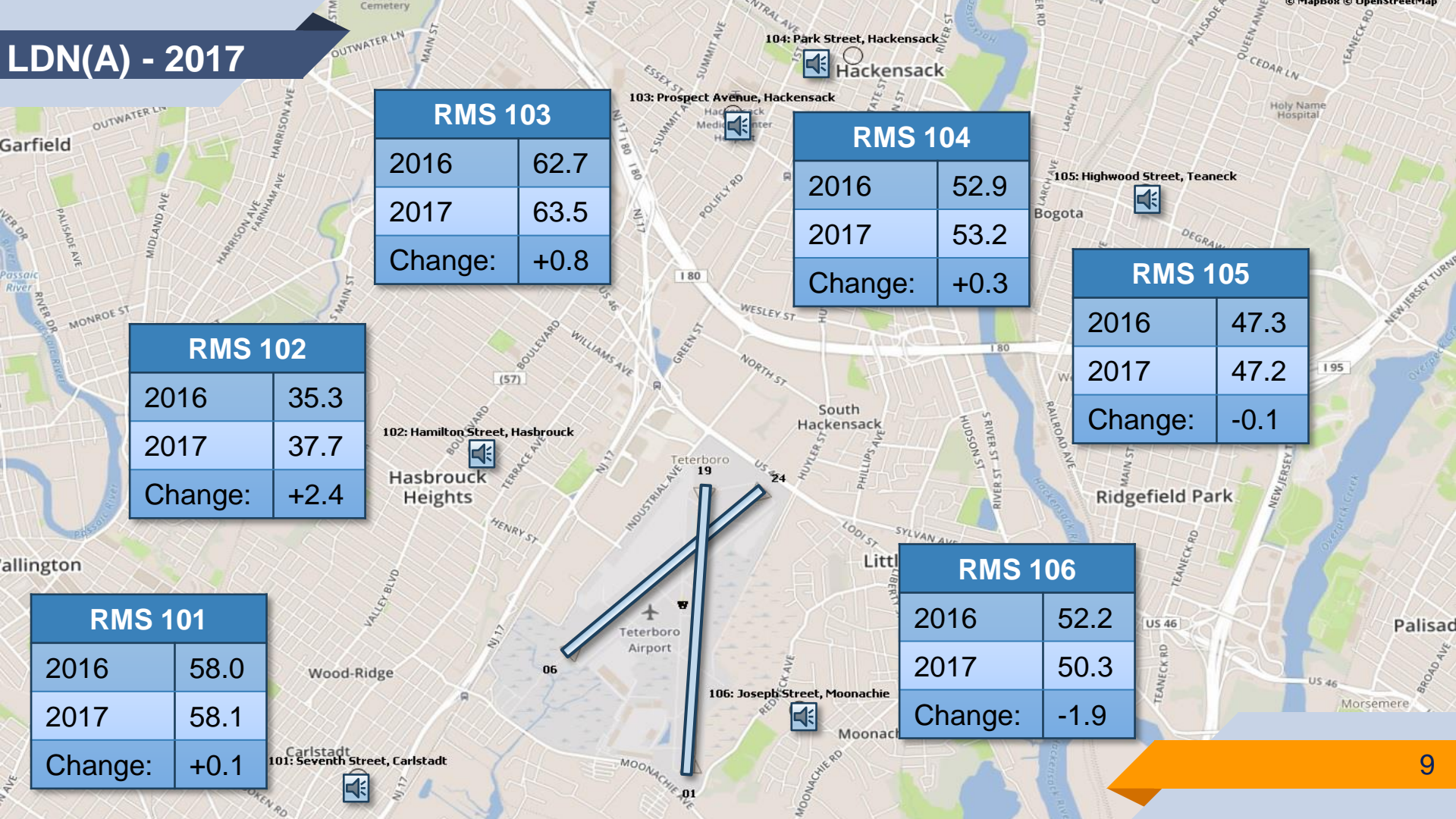
| RMS 104 | |
|---------|------|
| 2016 | 52.9 |
| 2017 | 53.2 |
| Change: | +0.3 |

| RMS 105 | |
|---------|------|
| 2016 | 47.3 |
| 2017 | 47.2 |
| Change: | -0.1 |

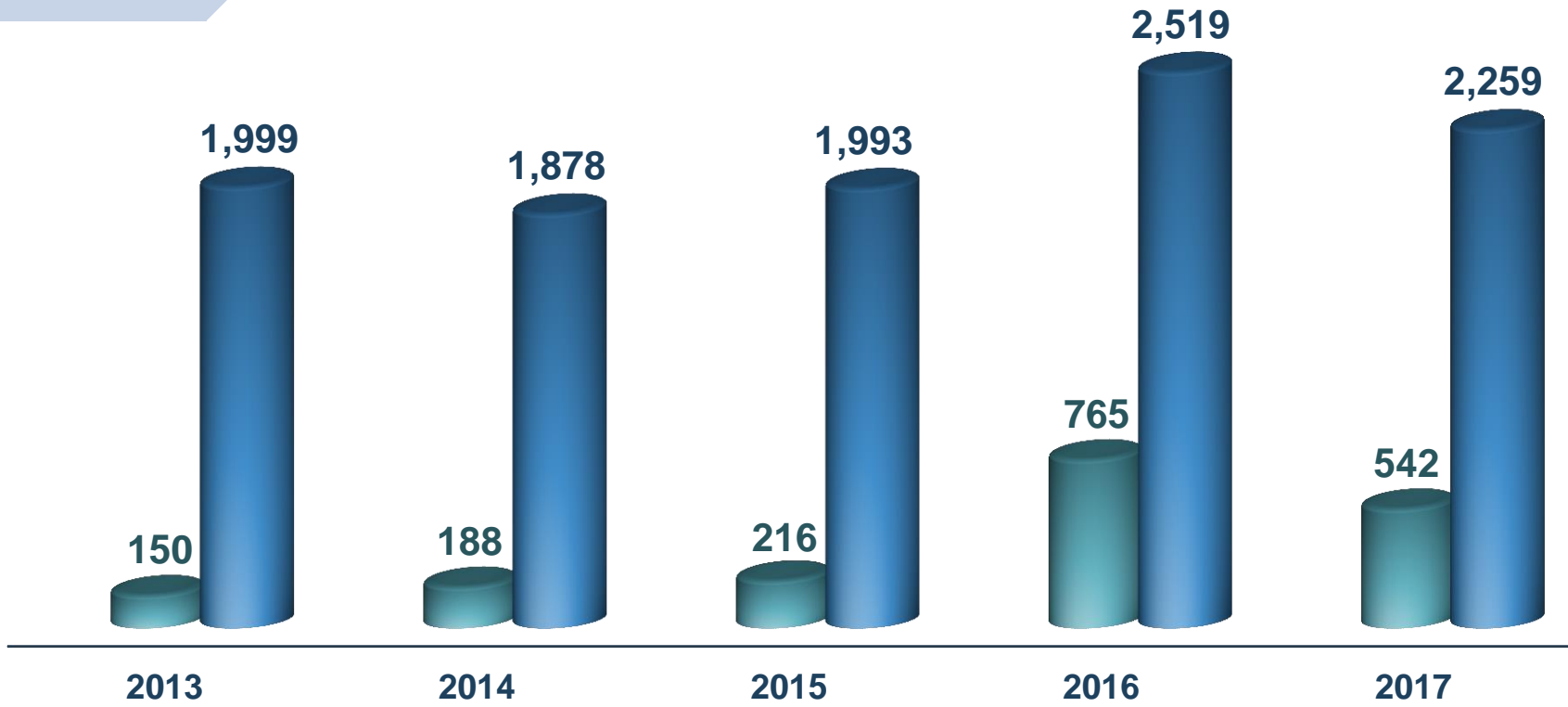
| RMS 102 | |
|---------|------|
| 2016 | 35.3 |
| 2017 | 37.7 |
| Change: | +2.4 |

| RMS 106 | |
|---------|------|
| 2016 | 52.2 |
| 2017 | 50.3 |
| Change: | -1.9 |

| RMS 101 | |
|---------|------|
| 2016 | 58.0 |
| 2017 | 58.1 |
| Change: | +0.1 |



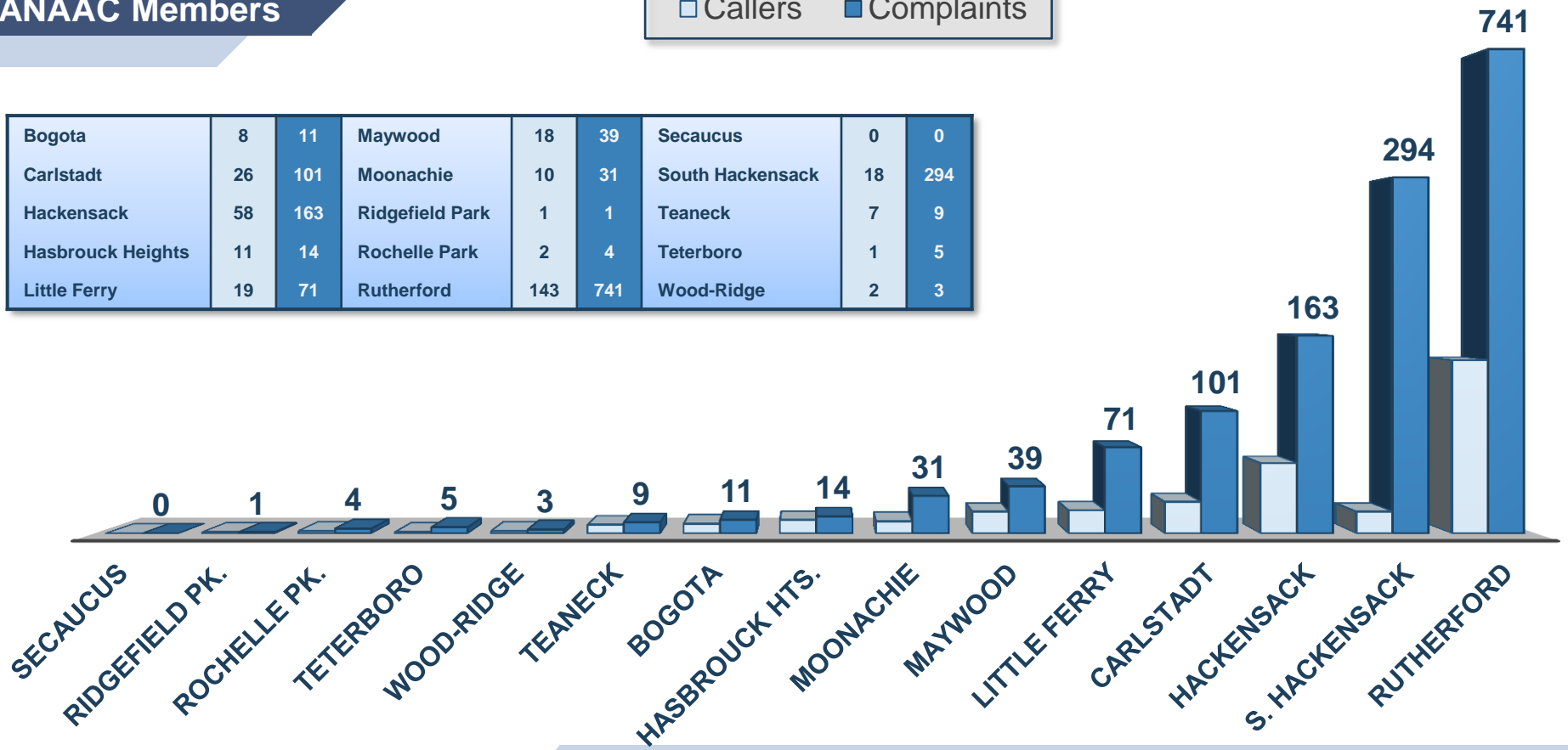
■ Number of Callers ■ Number of Complaints



TANAAC Members



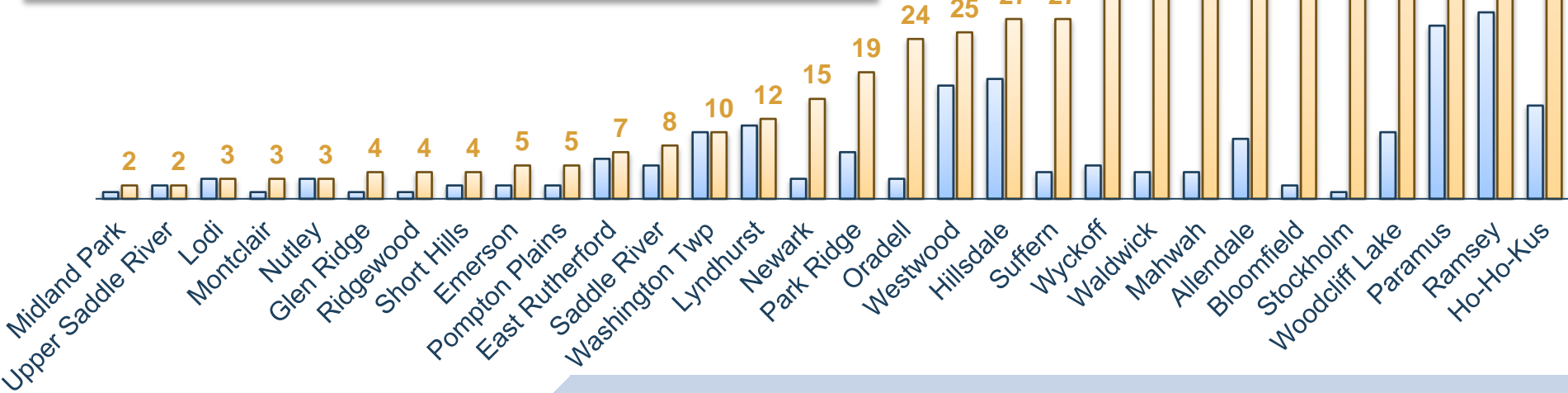
| | | | | | | | | |
|-------------------|----|-----|-----------------|-----|-----|------------------|----|-----|
| Bogota | 8 | 11 | Maywood | 18 | 39 | Secaucus | 0 | 0 |
| Carlstadt | 26 | 101 | Moonachie | 10 | 31 | South Hackensack | 18 | 294 |
| Hackensack | 58 | 163 | Ridgefield Park | 1 | 1 | Teaneck | 7 | 9 |
| Hasbrouck Heights | 11 | 14 | Rochelle Park | 2 | 4 | Teterboro | 1 | 5 |
| Little Ferry | 19 | 71 | Rutherford | 143 | 741 | Wood-Ridge | 2 | 3 |



Non-TANAAC Members

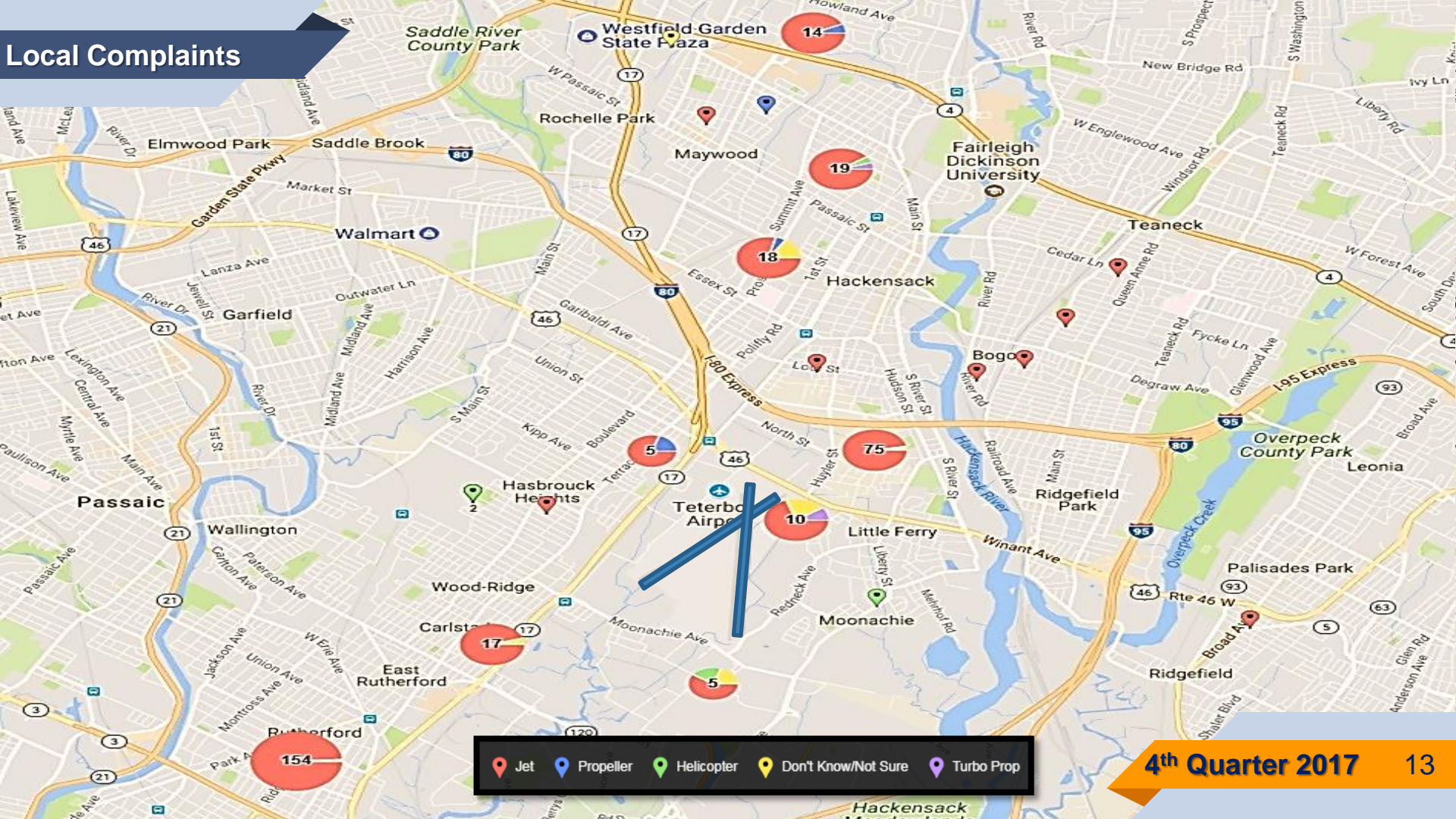
Callers Complaints

| | | | | | | | | | | | |
|--------------------|---|---|--------------------|---|---|-----------------|----|----|----------------|----|----|
| Belleville | 1 | 1 | Saddle Brook | 1 | 1 | Pompton Plains | 2 | 5 | Wyckoff | 5 | 32 |
| Cold Spring Harbor | 1 | 1 | Woodbridge | 1 | 1 | East Rutherford | 6 | 7 | Waldwick | 4 | 42 |
| Cranford | 1 | 1 | Midland Park | 1 | 2 | Saddle River | 5 | 8 | Mahwah | 4 | 43 |
| East Orange | 1 | 1 | Upper Saddle River | 2 | 2 | Washington Twp. | 10 | 10 | Allendale | 9 | 45 |
| East Windsor | 1 | 1 | Lodi | 3 | 3 | Lyndhurst | 11 | 12 | Bloomfield | 2 | 51 |
| Fair Lawn | 1 | 1 | Montclair | 1 | 3 | Newark | 3 | 15 | Stockholm | 1 | 59 |
| Franklin Lakes | 1 | 1 | Nutley | 3 | 3 | Park Ridge | 7 | 19 | Woodcliff Lake | 10 | 61 |
| Jersey City | 1 | 1 | Glen Ridge | 1 | 4 | Oradell | 3 | 24 | Paramus | 26 | 63 |
| Mountainside | 1 | 1 | Ridgewood | 1 | 4 | Westwood | 17 | 25 | Ramsey | 28 | 66 |
| Oyster Bay Cove | 1 | 1 | Short Hills | 2 | 4 | Hillsdale | 18 | 27 | Ho-Ho-Kus | 14 | 88 |
| Ridgefield | 1 | 1 | Emerson | 2 | 5 | Suffern | 4 | 27 | | | |

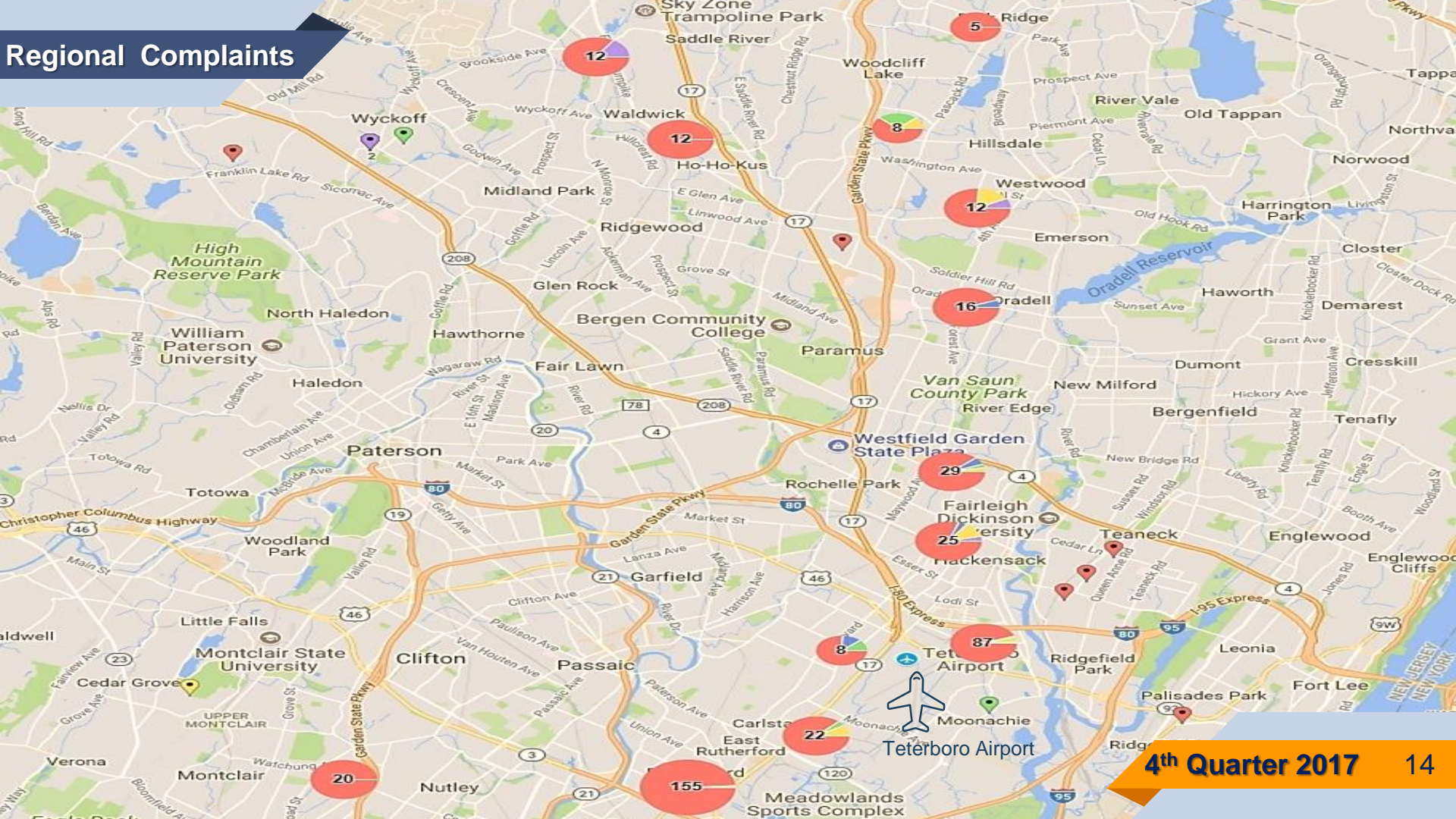


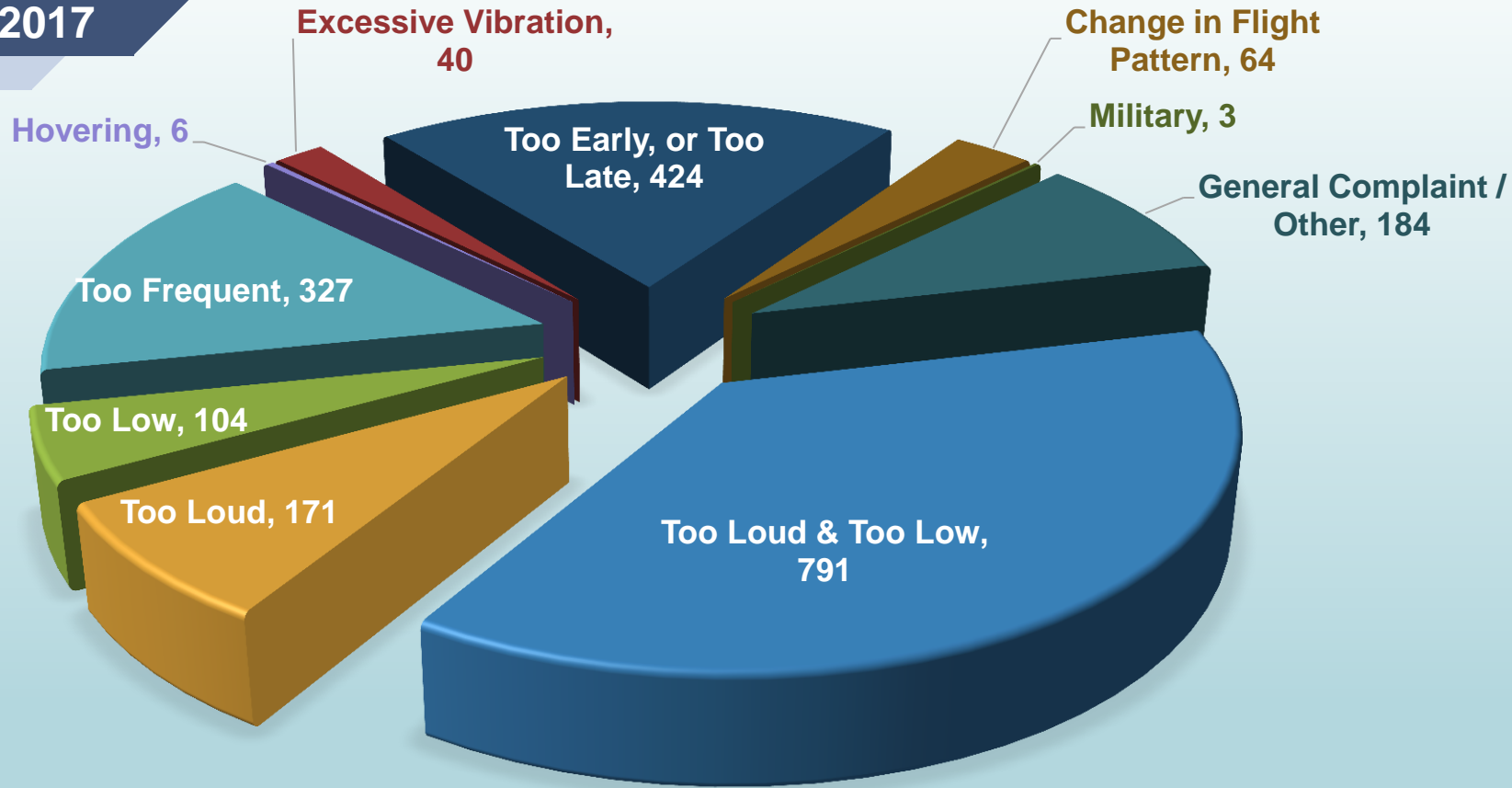
Complaints – Full Year - 2017

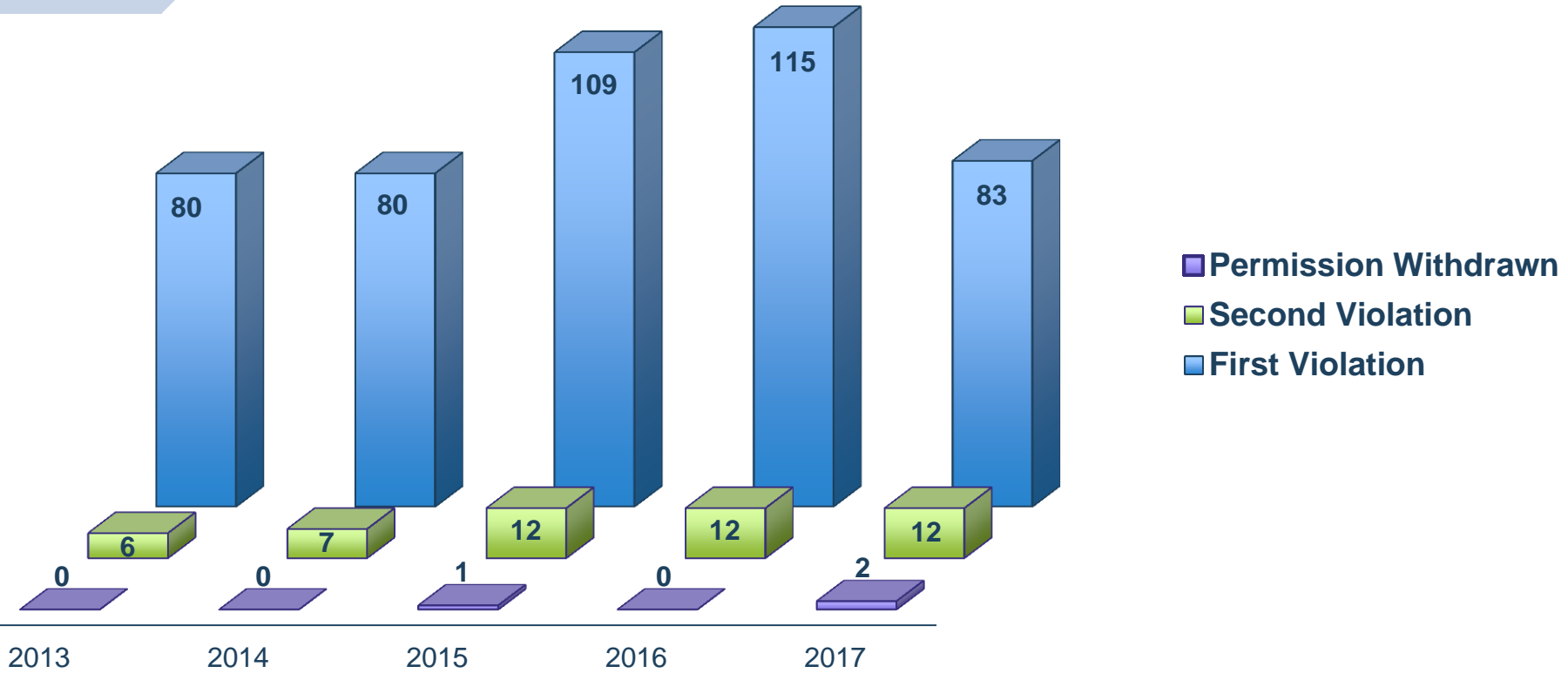
Local Complaints



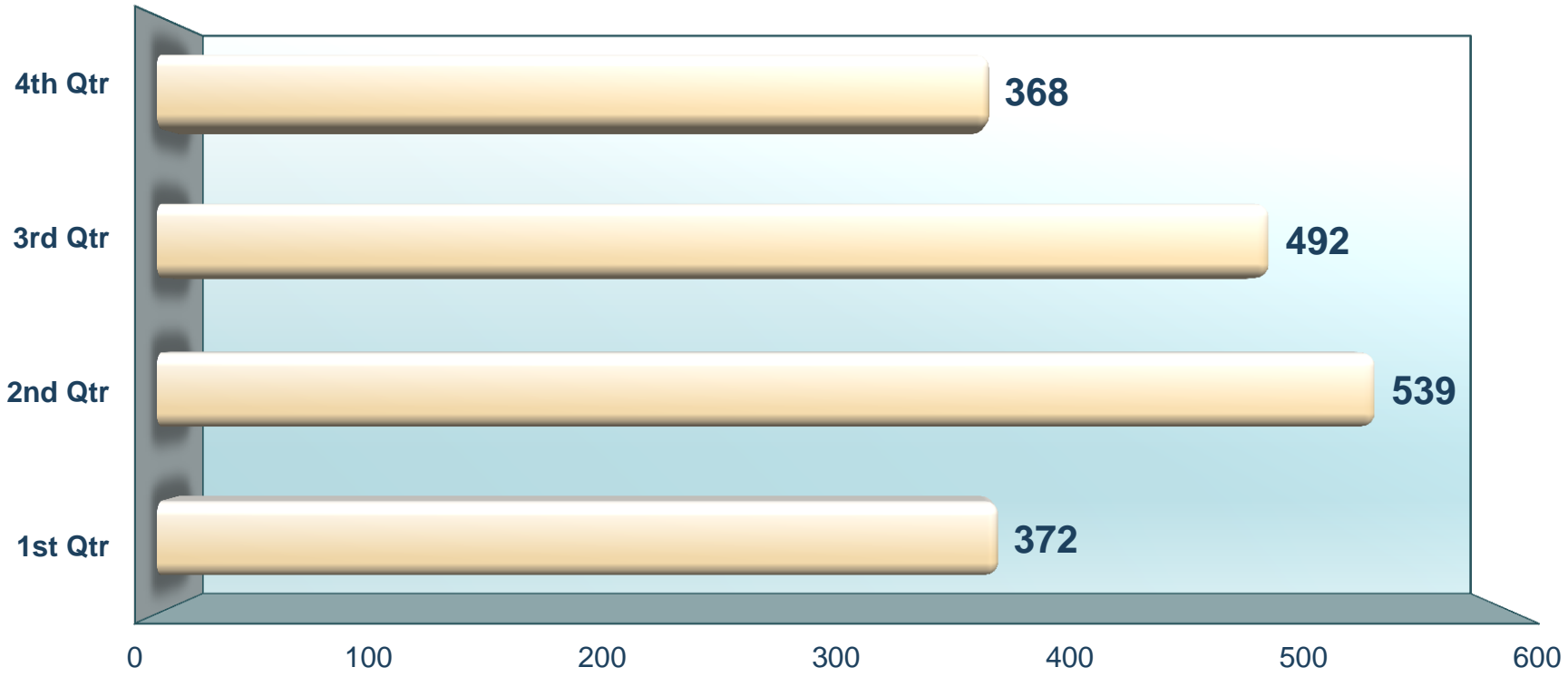
Regional Complaints







Full Year - 2017



Flight Crew Briefings = 1,771

 Thank you for your Attendance



The next TANAAC meeting is scheduled for:

Wednesday, April 25, 2018 at 7:00p.m.