



**Airport  
Teterboro**

THE PORT AUTHORITY OF NY & NJ

**TETERBORO AIRCRAFT NOISE  
ABATEMENT ADVISORY COMMITTEE  
2019 FULL YEAR REPORT**

**Gabriel Andino**

Manager

Noise Abatement &  
Environmental Compliance

**Michael Fiscus**

Asst. Manager

Noise Abatement &  
Environmental Compliance

**Zachary Miller**

Specialist

Noise Abatement &  
Environmental Compliance

# **TETERBORO AIRCRAFT NOISE ABATEMENT ADVISORY COMMITTEE**

**January 22, 2020**

**Introduction**

**Noise Abatement Manager's Report:**

Aircraft Activity

Noise Violations

Noise Readings

Noise Complaints

**Discussion Items:**

14 CFR Part 150 Study

[www.PANYNJpart150.com](http://www.PANYNJpart150.com)

FAA Update

[https://www.faa.gov/air\\_traffic/community\\_involvement/teb/](https://www.faa.gov/air_traffic/community_involvement/teb/)

**General Discussion**

**Adjournment**

# **TETERBORO AIRCRAFT NOISE ABATEMENT ADVISORY COMMITTEE**

**TANAAC was established on February 26, 1987**

**The main purpose of the committee is to establish a meaningful dialogue between the airport community and the residential communities.**

**The primary goal was to enhance the quality of life of the residents of local communities while insuring the efficient operation of the airport.**

**TANAAC is Comprised of:**

- **Locally Elected Officials:**
  - **Mayors (or a duly appointed alternate), State Assembly & Senate Members, and Members of Congress**
- **Bergen County Executive and Freeholder Chairperson**
- **Members of the Aviation Community**
- **Airport Manager - FAA Tower Manager**
- **Fixed Base Operators and Heads of Corporate Flight Departments**

**One vote per member with the exception of the Airport Manager who will only vote in the case of a tie.**

**The general public may attend as observers of the proceedings.**

**A copy of the TANAAC Overview, Membership, Mission Statement, and By-Laws, can be found in the provided packet along with an Introduction to “Understanding Aircraft Noise and its Measurement.”**

# TETERBORO AIRPORT NOISE ABATEMENT RULES

## Maximum Noise Levels:

### Runway 24:

- 80 dB(A) Between the hours of 2200L and 0700L
- 90 dB(A) Between the hours of 0700L and 2200L

### Runway 01, 06, & 19:

- 95 dB(A) All Hours

### Helicopter Departure Routes:

- 95 dB(A) All Hours

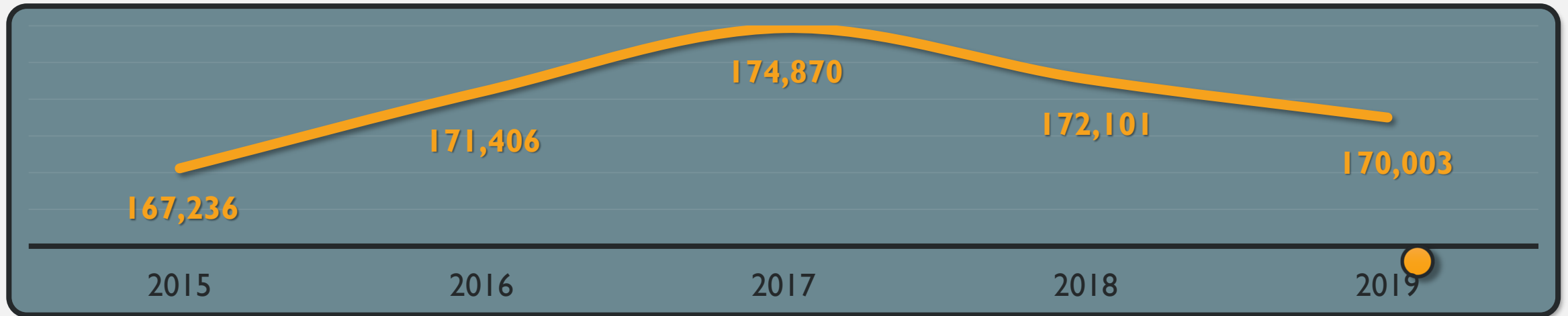
If a departure from Teterboro Airport exceeds the Maximum Noise Level associated with the runway used for departure, a violation shall be issued to the owner of the aircraft.

First and Second violations shall be kept for two years (from the date of the violation); upon the violations' second anniversary, it will be downgraded or expunged.

A Third Violation within a two year period results in the permanent banishment of that aircraft from future operation at Teterboro Airport.

# AIRPORT ACTIVITY REPORT

## FULL YEAR 2019

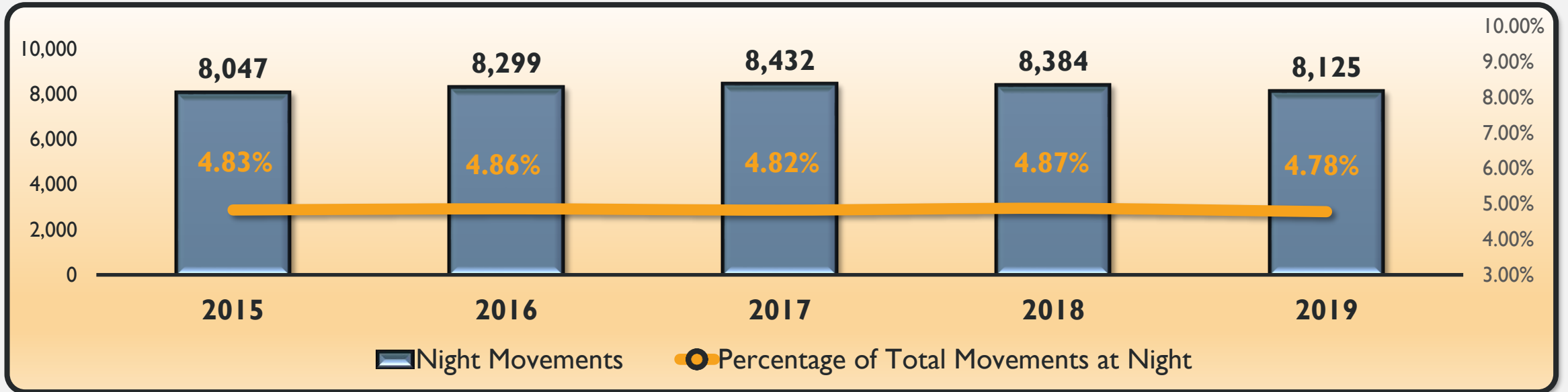


Movements	2015	2016	2017	2018	2019	2015/2016	2016/2017	2017/2018	2018/2019
<b>Props</b>	6,696	6,253	5,574	4,751	4,631	-6.62%	-10.86%	-14.76%	-2.53%
<b>Turbo-Props</b>	13,478	14,720	14,855	14,181	13,798	9.22%	0.92%	-4.54%	-2.70%
<b>Helicopters</b>	8,856	11,497	9,757	8,118	7,711	29.82%	-15.13%	-16.80%	-5.01%
<b>Jets</b>	137,721	138,373	144,117	144,335	143,068	0.47%	4.15%	0.15%	-0.88%
<b>Totals:</b>	<b>167,236</b>	<b>171,406</b>	<b>174,870</b>	<b>172,101</b>	<b>170,003</b>	<b>2.49%</b>	<b>2.02%</b>	<b>-1.58%</b>	<b>-1.22%</b>

❖ Total Aircraft Movements are Inclusive of Missed Approaches and Aborted Take-Offs

# AIRPORT ACTIVITY REPORT

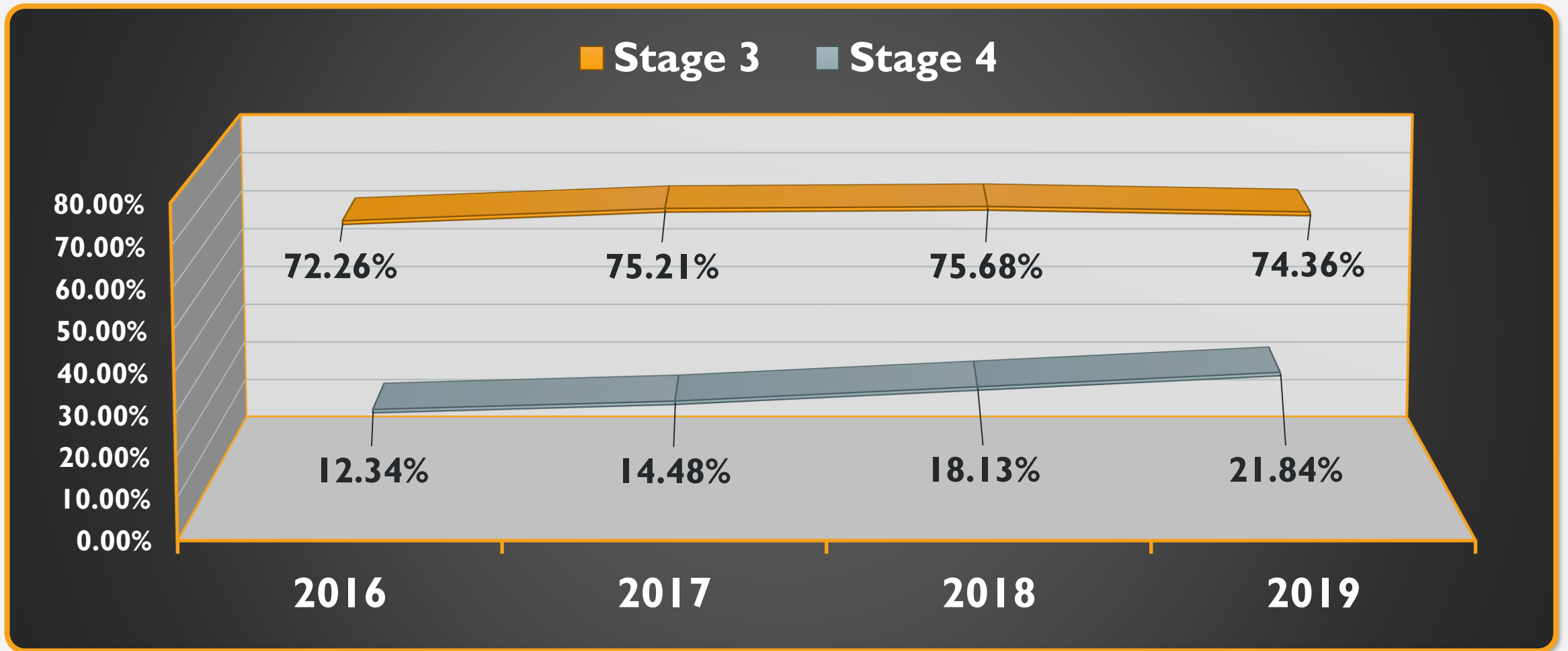
## FULL YEAR (11:00P.M.-6:00A.M.)



Year	Night Time Aircraft Movements	Total Aircraft Movements	% of Total Movements at Night
2015	8,047	166,751	4.83%
2016	8,299	170,843	4.86%
2017	8,432	174,870	4.82%
2018	8,384	172,101	4.87%
2019	8,125	170,003	4.78%

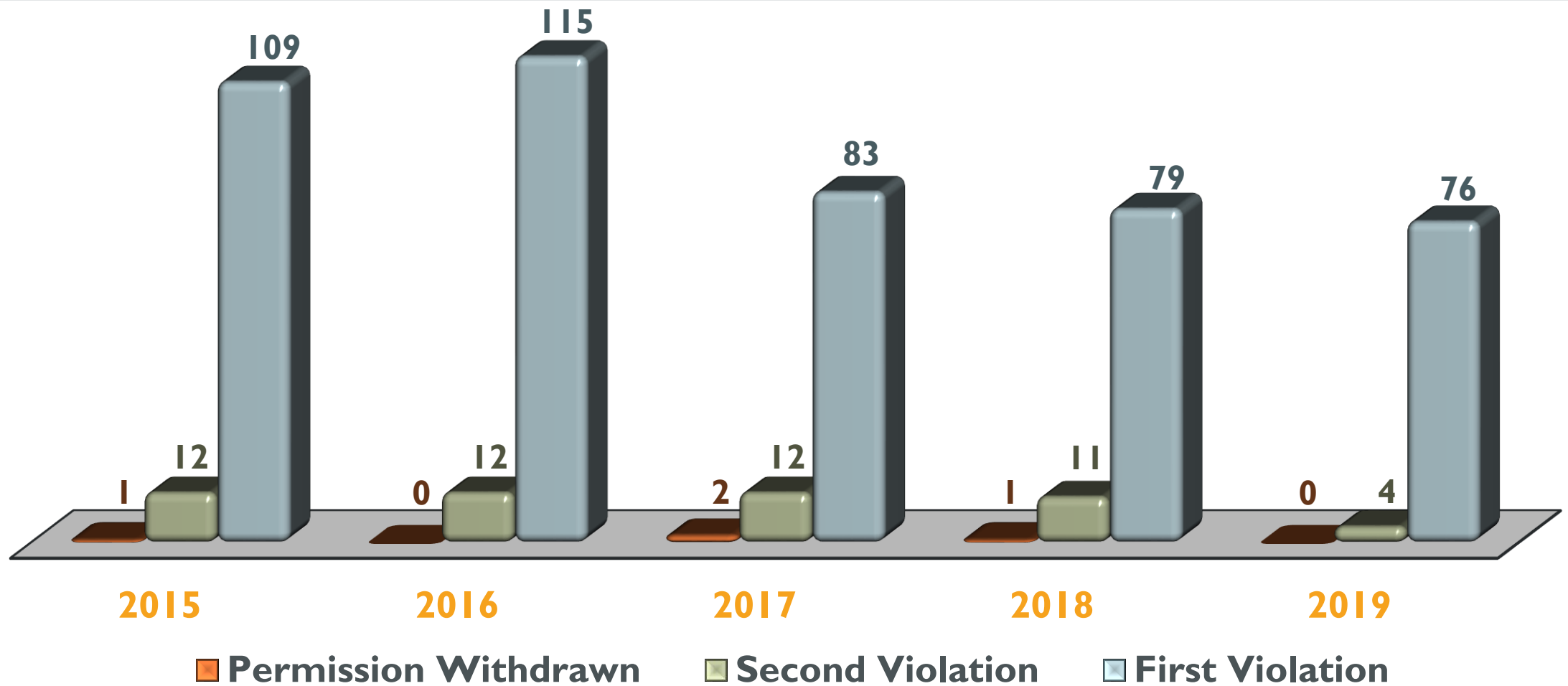
# JET OPERATIONS: STAGE 3 VS. STAGE 4

## 2016 - 2019



# NOISE VIOLATIONS

## FULL YEAR 2019





# RUNWAY UTILIZATION

## FULL YEAR 2019

		Arrivals		Departures		Total	% of Total Ops.
Runways	I	7,578	9.21%	27,096	33.71%	34,674	20.40%
	19	40,713	49.49%	2,551	3.17%	43,264	25.45%
	6	23,567	28.65%	3,682	4.58%	27,249	16.03%
	24	10,407	12.65%	47,042	58.53%	57,449	33.79%
Helicopter Routes	N	193	5.04%	232	6.06%	425	0.25%
	E	392	10.24%	286	7.47%	678	0.40%
	S	2,959	77.32%	2,839	74.18%	5,798	3.41%
	W	283	7.39%	296	7.73%	579	0.34%
<b>Total Operations: 170,003</b>							

102: Hamilton Street, Hasbrouck

106: Joseph Street, Moonachie





# LDN(A) Full Year 2019

RMS I03 Prospect Ave.-Hackensack	
2018	62.9
2019	61.3
Change:	-1.6

RMS I04 Park St.-Hackensack	
2018	52.6
2019	53.3
Change:	+0.7

RMS I02 Hamilton St.-Hasbrouck Hts.	
2018	37.4
2019	37.0
Change:	-0.4

RMS I05 Bogota Highschool-Bogota	
2018	49.5
2019	49.3
Change:	-0.2

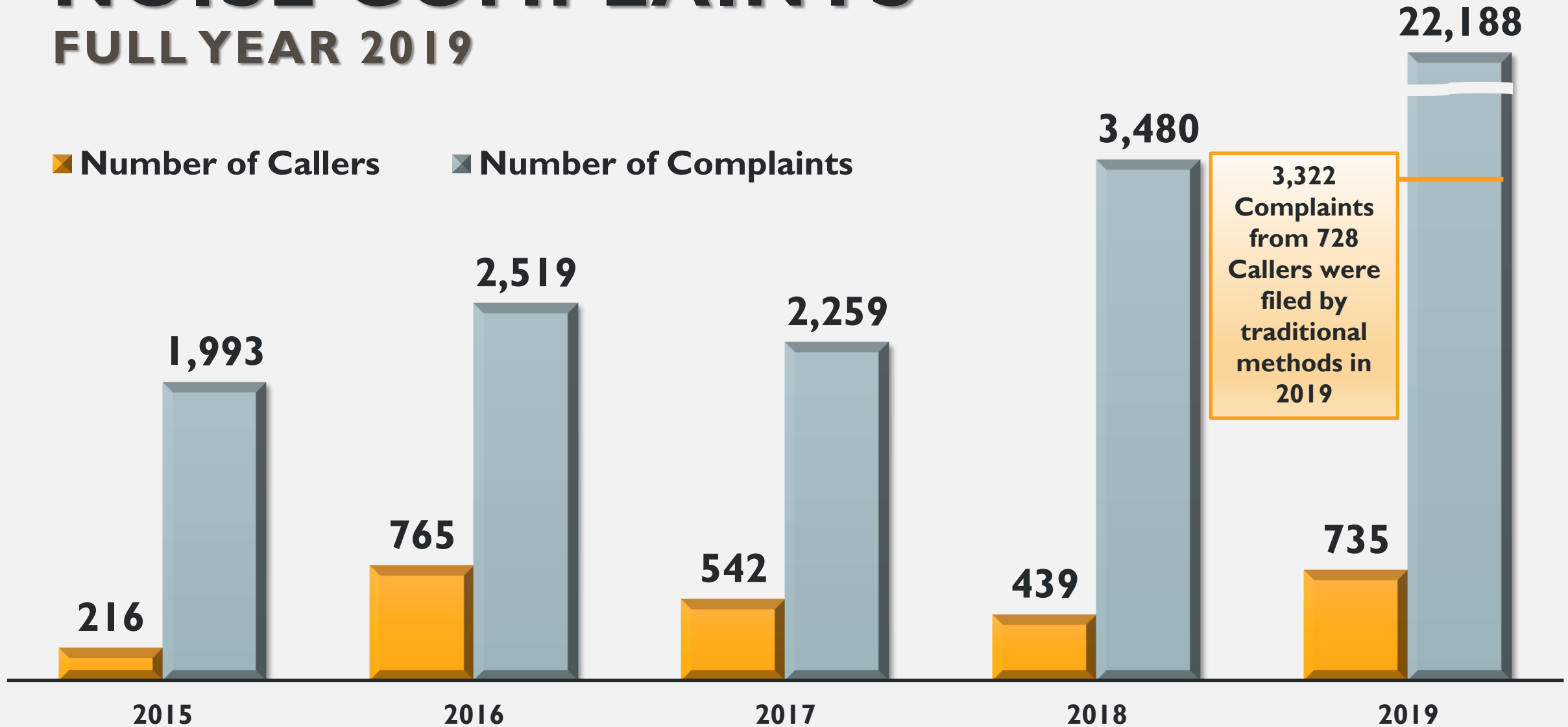
RMS I01 7th & Barry-Carlstadt	
2018	57.9
2019	58.0
Change:	+0.1

RMS I06 Joseph St.-Moonachie	
2018	50.4
2019	51.6
Change:	+1.2



# NOISE COMPLAINTS

## FULL YEAR 2019




❖ Third Party Applications Logged 18,866 Complaints from 7 Callers in 2019.

# NOISE COMPLAINTS: TANAAC MEMBERS

## FULL YEAR 2019

Ridgefield Pk.	0	0	Bogota	3	3	Hasbrouck Hts.	15	23	Hackensack	349	483
Rochelle Pk.	0	0	Teaneck	4	5	Little Ferry	9	45	Rutherford	48	504
Secaucus	0	0	Wood-Ridge	2	15	Carlstadt	16	50	Maywood	31	18,325
Teterboro	1	1	Moonachie	12	22	S. Hackensack	9	442	Third-Party Apps.	1	17,995



# NOISE COMPLAINTS: NON-TANAAC

## FULL YEAR 2019

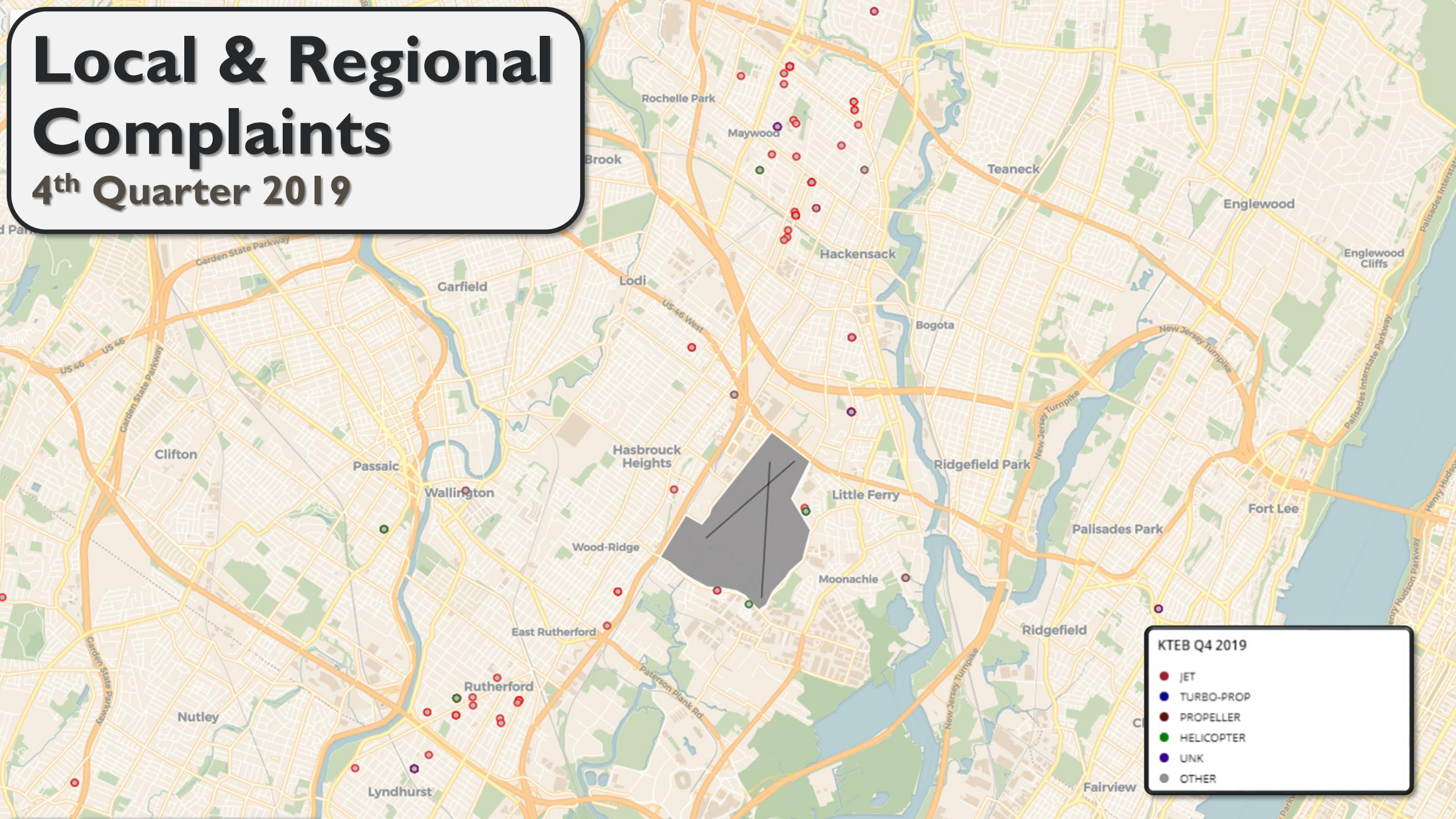
Belleville	1	1	West Milford	1	1	Park Ridge	2	4	Passaic	1	18
Chappaqua	1	1	East Orange	2	2	East Rutherford	4	5	Saddle River	2	20
Denville	1	1	Kinnelon	1	2	Montclair	5	5	Warwick	1	23
Essex Falls	1	1	River Edge	2	2	Newark	2	5	Third Party	1	2
Harrison (Third Party)	1	1	Unspecified	2	2	Nutley	6	6	Fort Lee	24	24
Hawthorne	1	1	Upper Montclair	2	2	Westfield	3	6	Paramus	13	26
Mountainside	1	1	Waldwick	1	2	Ramsey	5	7	Oradell	3	34
New Hyde Park	1	1	West New York	1	2	Ridgefield	8	8	Franklin Lakes	4	54
North Arlington	1	1	Bridgewater	3	3	Wyckoff	1	8	Third Party	1	35
Ridgewood	1	1	Ho-Ho-Kus	1	3	Mahwah	4	9	Westfield	3	95
Rockaway, NJ	1	1	North Bergen	2	3	Westwood	9	9	Third Party	1	89
Rumson	1	1	Bloomfield	1	4	Glen Ridge	3	12	Lyndhurst	16	147
Short Hills	1	1	Hillsdale	2	4	Haskell	12	12	Allendale	3	440
Tenafly	1	1	Lodi	1	4	Washington Twp.	7	13	Woodcliff Lake	56	1,218
Wallington	1	1	Maplewood	2	4	Cedar Grove	5	16	Third Party	2	744

 Callers  Complaints



# Local & Regional Complaints

## 4<sup>th</sup> Quarter 2019



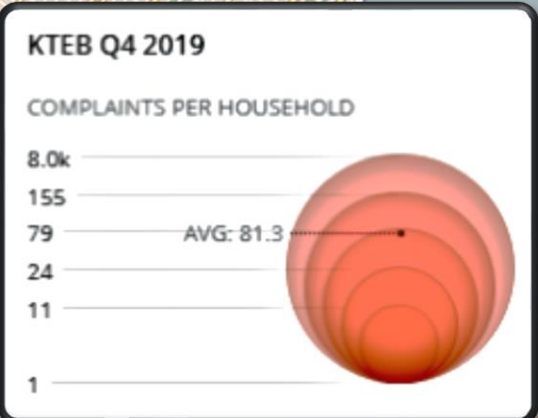
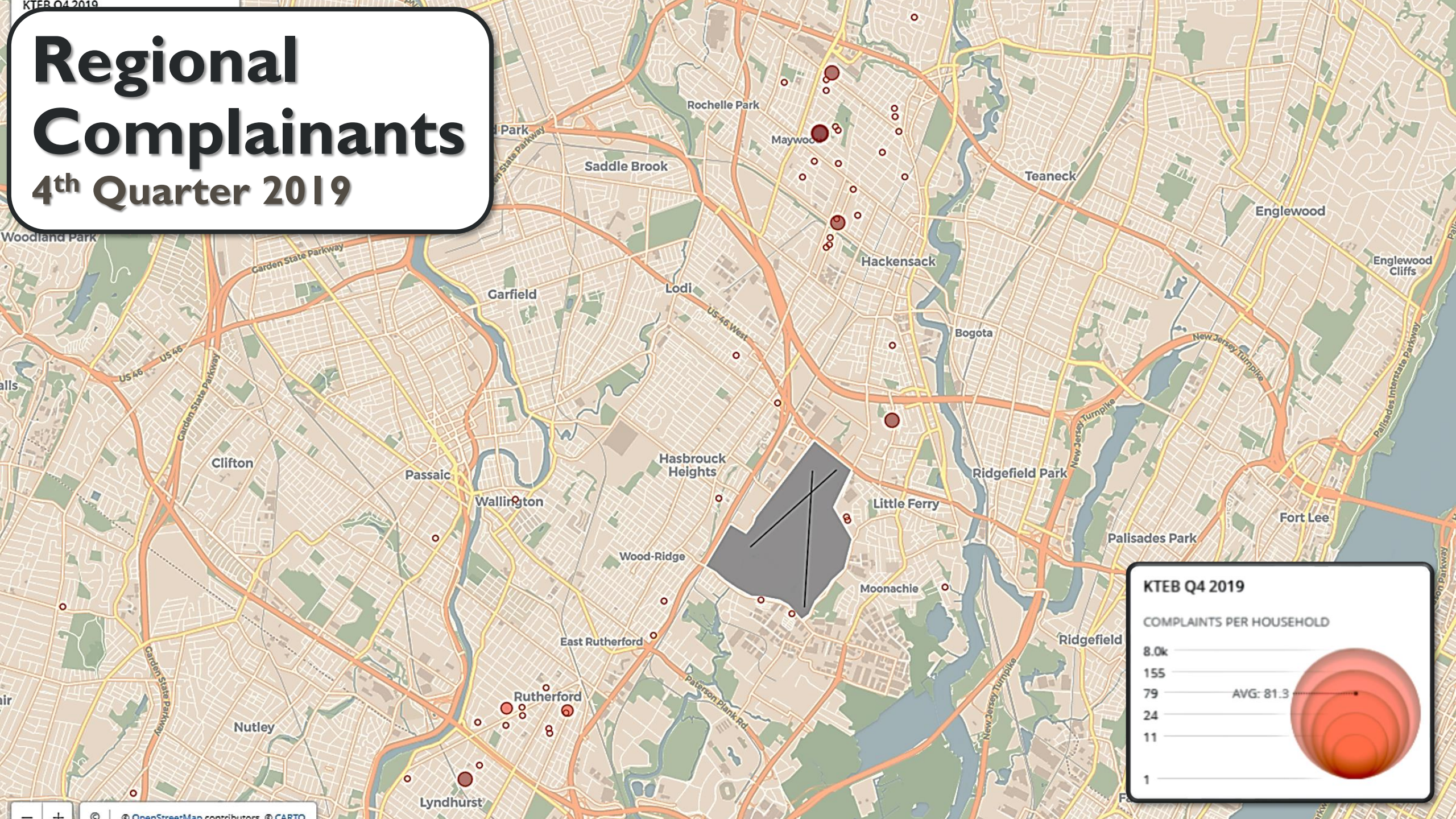
**KTEB Q4 2019**

- JET
- TURBO-PROP
- PROPELLER
- HELICOPTER
- UNK
- OTHER



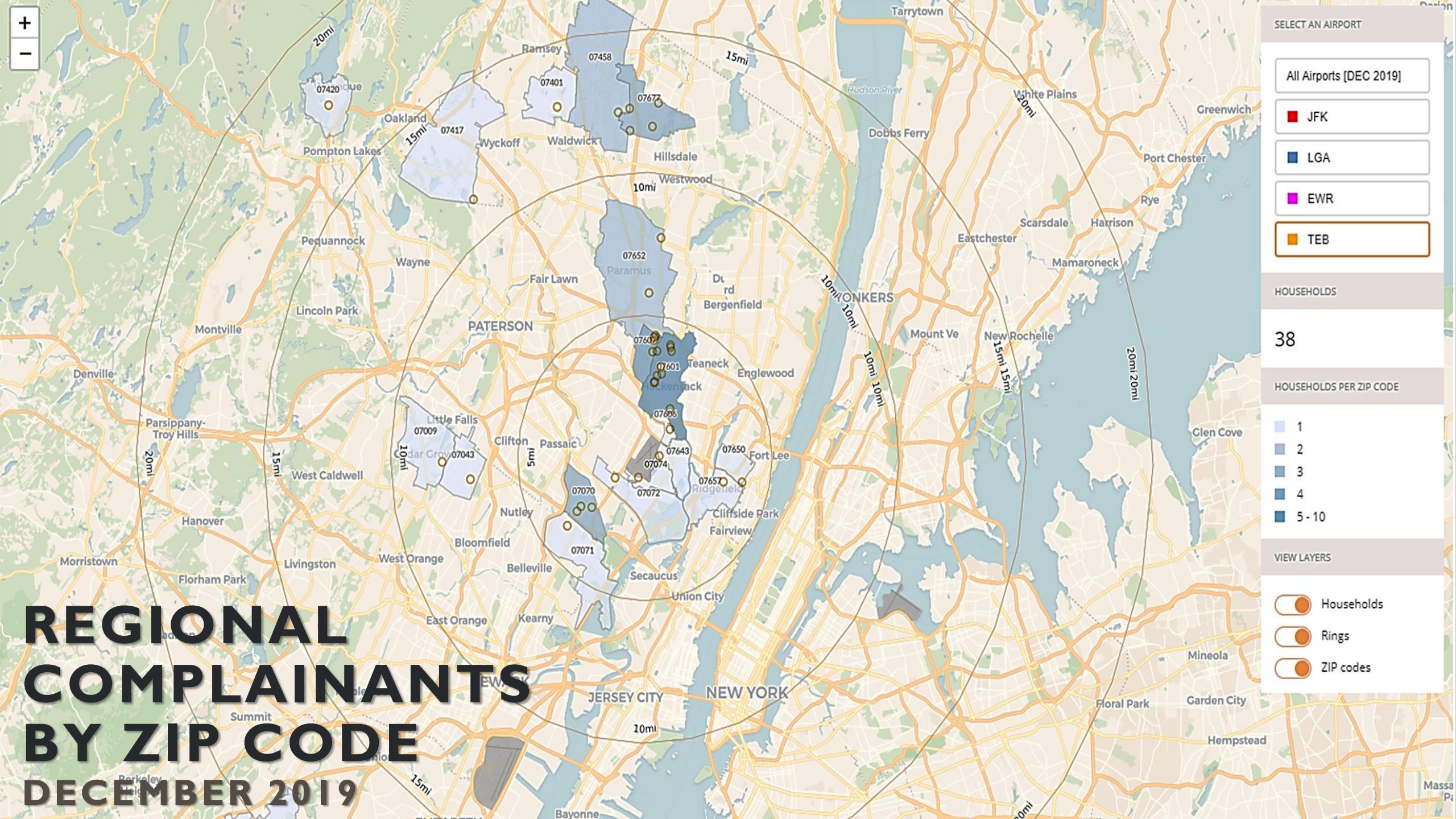
# Regional Complainants

## 4<sup>th</sup> Quarter 2019



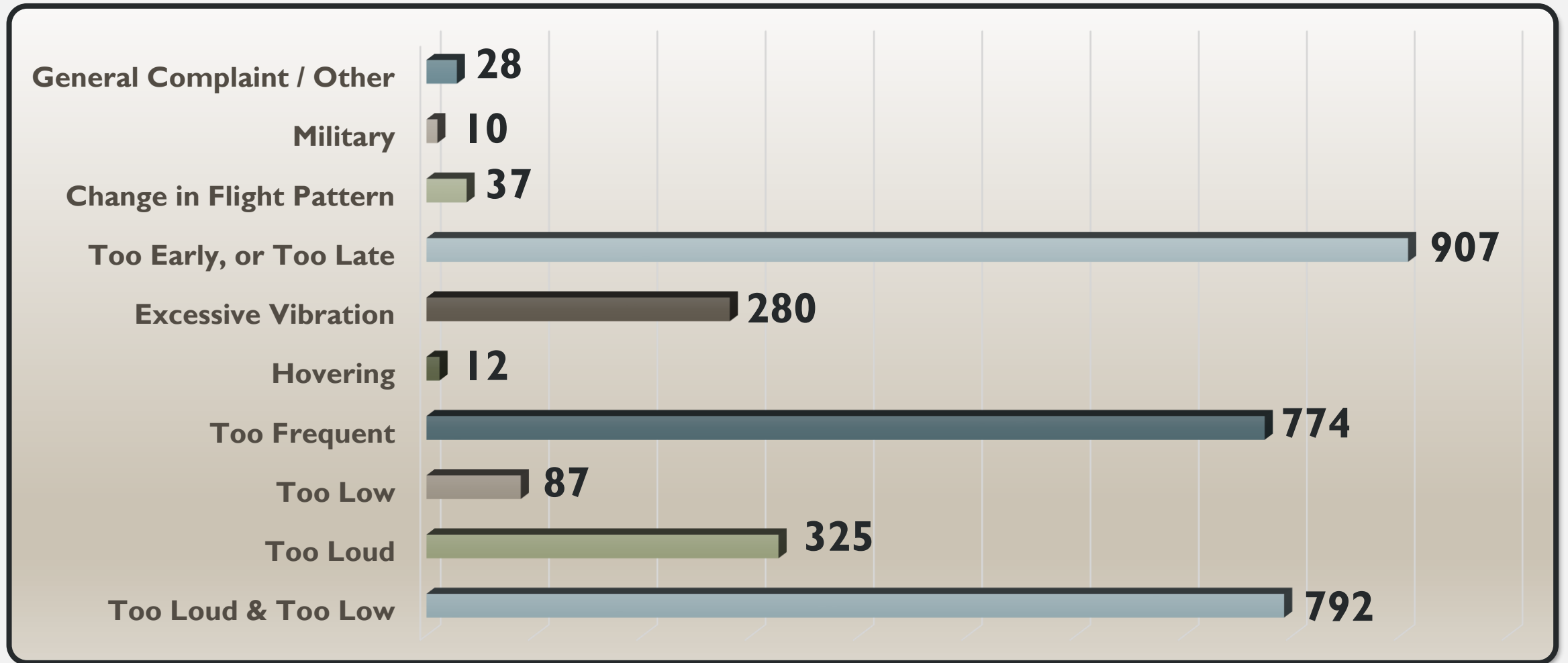


# REGIONAL COMPLAINANTS BY ZIP CODE DECEMBER 2019





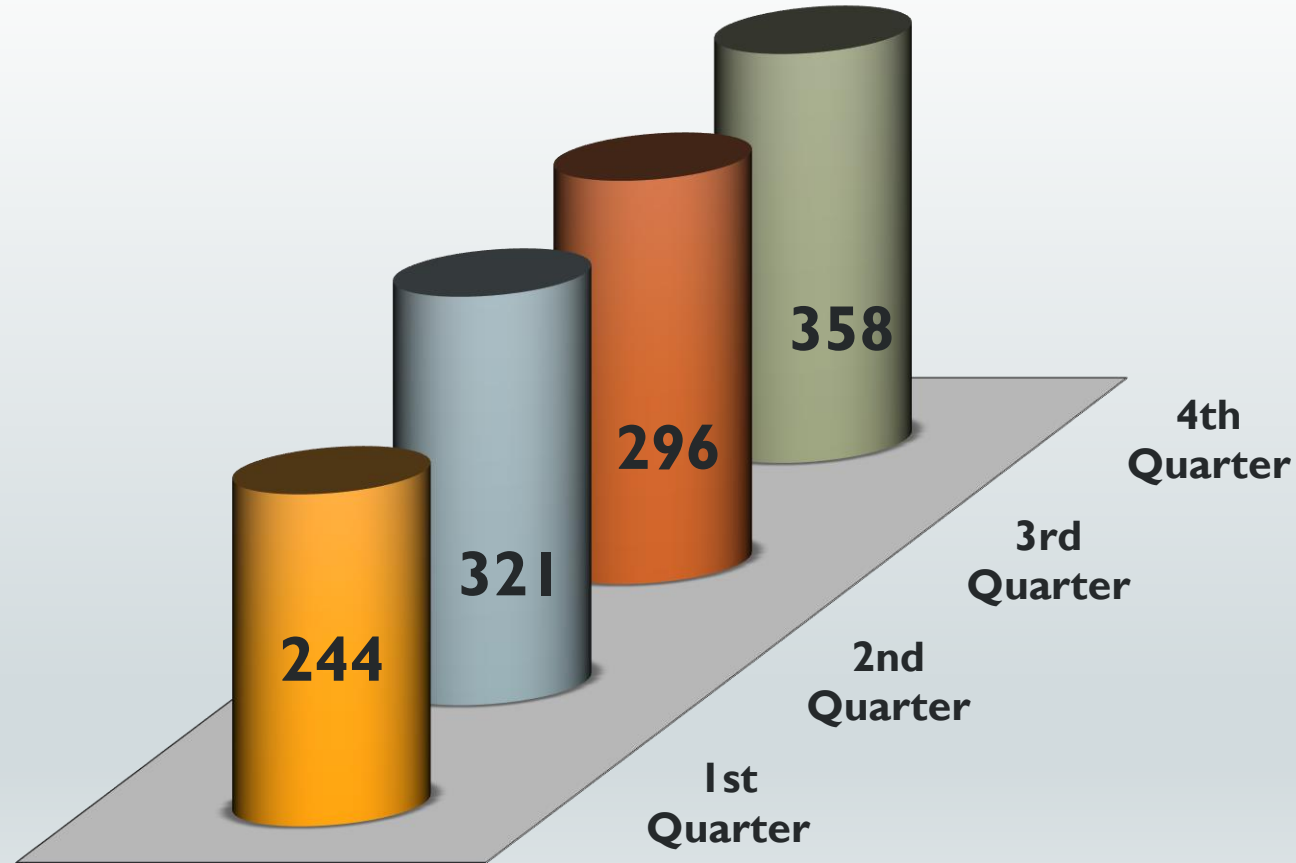
# NOISE COMPLAINTS: NATURE OF DISTURBANCE FULL YEAR 2019



❖ “Too Low & Too Loud” complaint totals do not include the 18,866 individual complaints filed by Third-Party Applications.

# FLIGHT CREW BRIEFINGS

FULL YEAR 2019



**Total Flight Crew Briefings = 1,200**

# DISCUSSION ITEMS:



- **14 CFR Part 150 Study**

- [www.PANYNJpart150.com](http://www.PANYNJpart150.com)

- **FAA RNAV GPS Approach to Runway 19 Update**

- [https://www.faa.gov/air\\_traffic/community\\_involvement/teb/](https://www.faa.gov/air_traffic/community_involvement/teb/)



**THANK YOU FOR YOUR  
ATTENDANCE**



**The Next TANAAAC Meeting is Scheduled for:  
April 22, 2020 at 7:00p.m.**