

Teterboro Aircraft Noise Abatement Advisory Committee

2020 FULL YEAR REPORT

GABRIEL ANDINO - MANAGER - NOISE ABATEMENT & ENVIRONMENTAL COMPLIANCE

MICHAEL FISCUS - ASST. MANAGER - NOISE ABATEMENT & ENVIRONMENTAL COMPLIANCE

ZACHARY MILLER - SPECIALIST - NOISE ABATEMENT & ENVIRONMENTAL COMPLIANCE

TANAAC

Agenda

January 27, 2021

Introduction

- Review of TANAAC By-Laws
- Review of Teterboro Airport Noise Rules

Statistical Report – Full year 2020

- Aircraft Activity
- Aircraft Noise Violations
- Noise Readings
- Noise Complaints

Discussion Items

- FAA RNAV GPS Runway 19 Offset Procedure
 - Valley Hospital

Committee Comments / Questions

Adjournment

TANAAC

Brief Overview

TANAAC was established on February 26, 1987

The main purpose of the committee is to establish a meaningful dialogue between the airport community and the residential communities.

The primary goal was to enhance the quality of life of the residents of local communities while insuring the efficient operation of the airport.


TANAAC is Comprised of:

- **Locally Elected Officials:**
 - **Mayors (or a duly appointed alternate), State Assembly & Senate Members, and Members of Congress**
- **Bergen County Executive and Freeholder Chairperson**
- **Members of the Aviation Community**
- **Airport Manager - FAA Tower Manager**
- **Fixed Base Operators and Heads of Corporate Flight Departments**

One vote per member with the exception of the Airport Manager who will only vote in the case of a tie.

The general public may attend as observers of the proceedings.

A copy of the TANAAC Overview, Membership, Mission Statement, and By-Laws, can be found in the provided packet along with an Introduction to “Understanding Aircraft Noise and its Measurement.”



Noise Abatement Rules

Maximum Noise Levels:

Runway 24:

- 80 dB(A) Between the hours of 2200L and 0700L
- 90 dB(A) Between the hours of 0700L and 2200L

Runway 01, 06, & 19:

- 95 dB(A) All Hours

Helicopter Departure Routes:

- 95 dB(A) All Hours

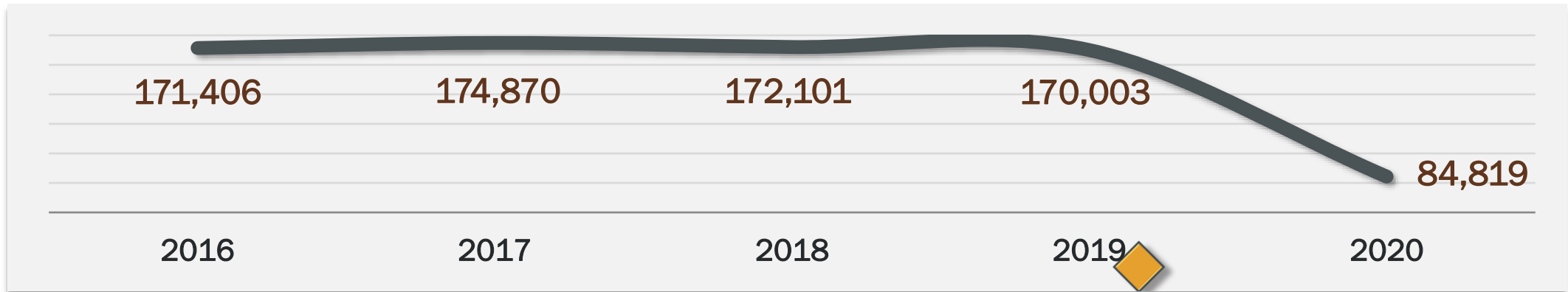
If a departure from Teterboro Airport exceeds the Maximum Noise Level associated with the runway used for departure, a violation shall be issued to the owner of the aircraft.

First and Second violations shall be kept for two years (from the date of the violation); upon the violations' second anniversary, it will be downgraded or expunged.

A Third Violation within a two year period results in the permanent banishment of that aircraft from future operation at Teterboro Airport.

Airport Activity Report

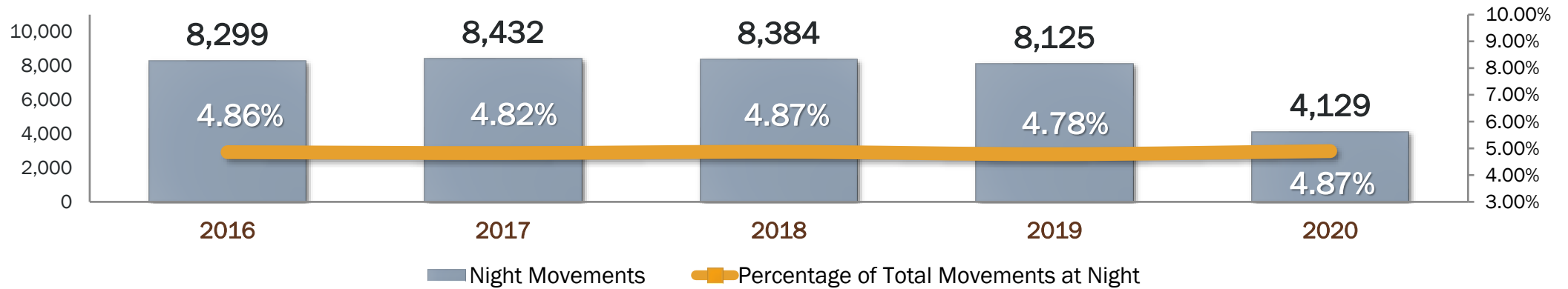
Full Year 2020



Movements	2016	2017	2018	2019	2020	2016/2017	2017/2018	2018/2019	2019/2020
Props	6,253	5,574	4,751	4,631	2,753	-10.86%	-14.76%	-2.53%	-40.55%
Turbo-Props	14,720	14,855	14,181	13,798	7,239	0.92%	-4.54%	-2.70%	-47.54%
Helicopters	11,497	9,757	8,118	7,711	2,679	-15.13%	-16.80%	-5.01%	-65.26%
Jets	138,373	144,117	144,335	143,068	71,882	4.15%	0.15%	-0.88%	-49.76%
Totals:	171,406	174,870	172,101	170,003	84,819	2.02%	-1.58%	-1.22%	-50.11%

Airport Activity Report

Full Year 2020 (11:00p.m.–6:00a.m.)

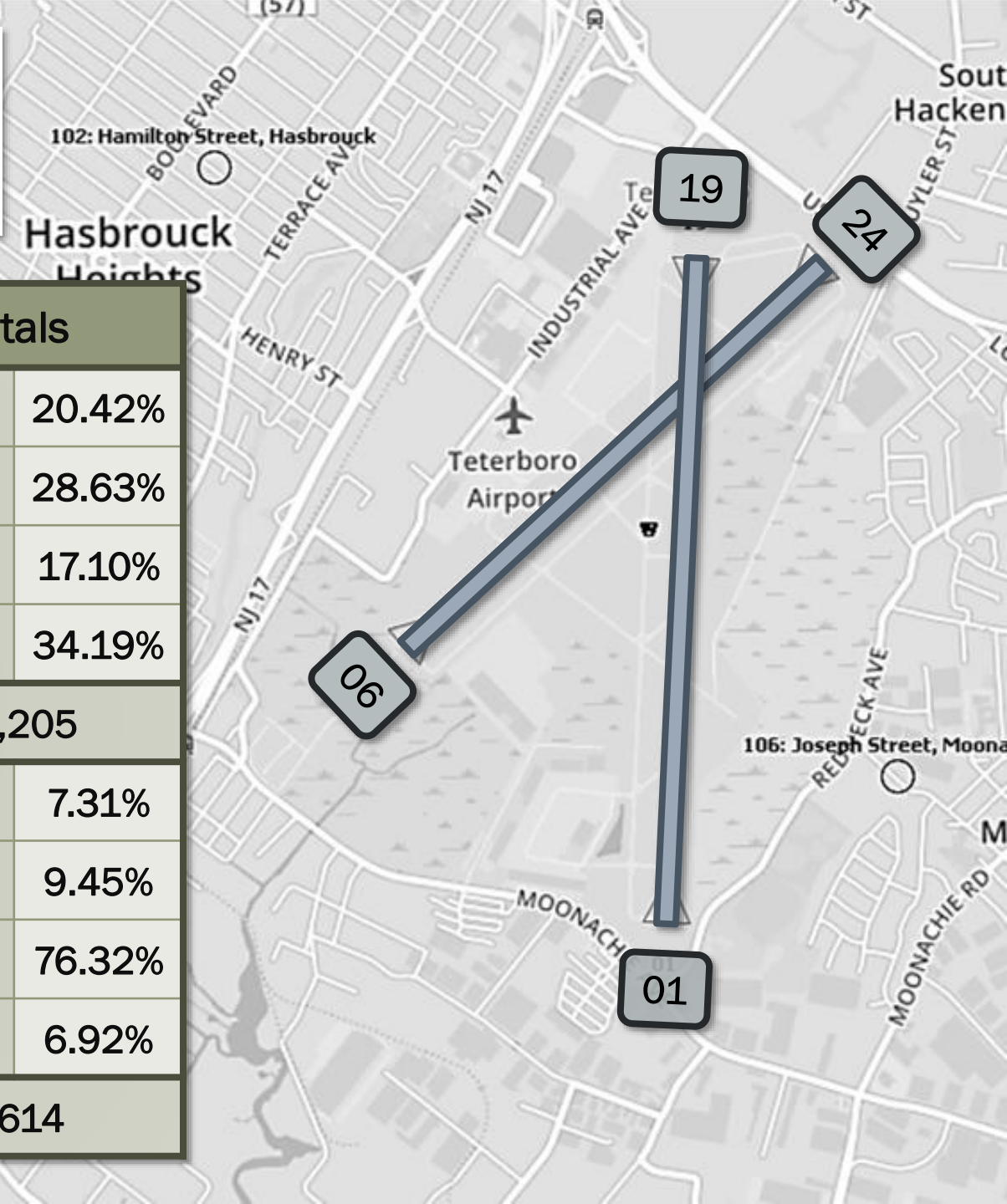


Year	Night Time Aircraft Movements	Total Aircraft Movements	% of Total Movements at Night
2016	8,299	170,843	4.86%
2017	8,432	174,870	4.82%
2018	8,384	172,101	4.87%
2019	8,125	170,003	4.78%
2020	4,129	84,819	4.87%

Runway Utilization

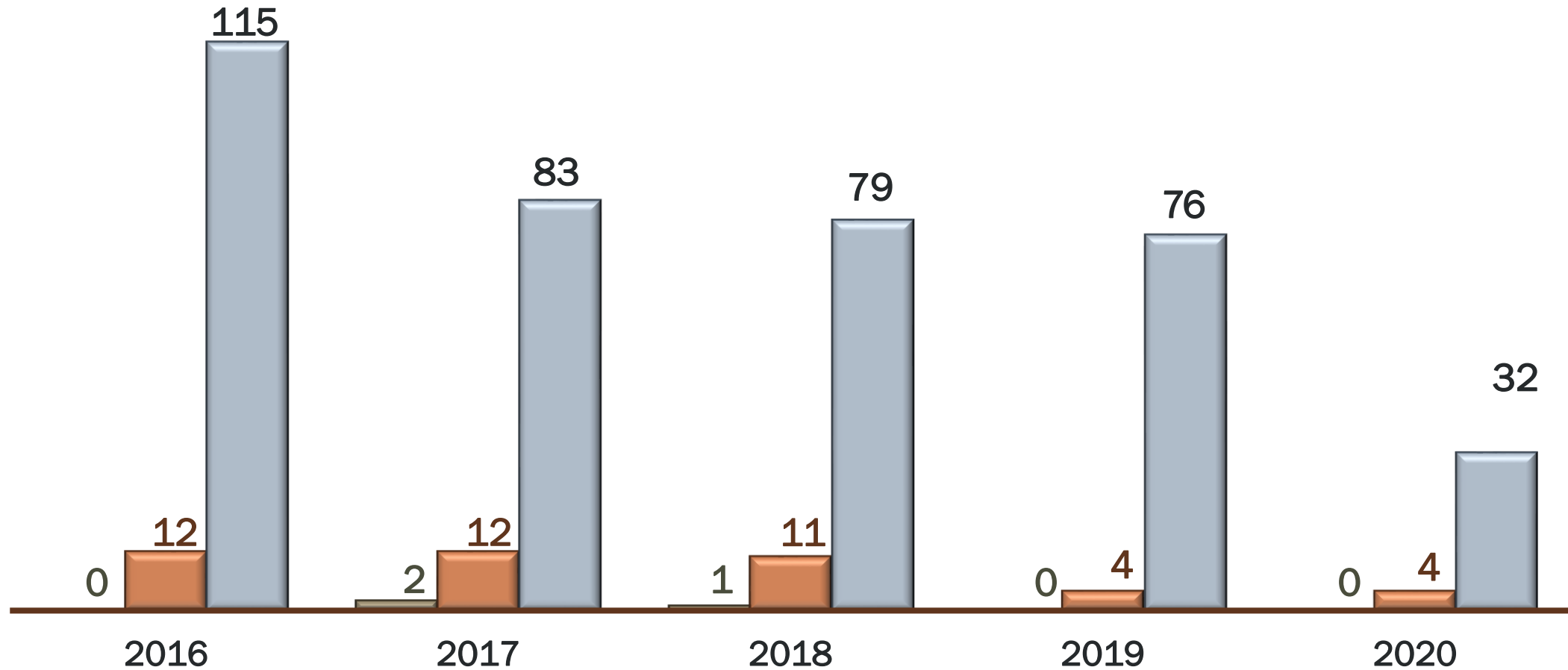
Full Year 2020

		Arrivals		Departures		Totals	
Jets, Props, & Turbo-Props	1	2,909	7.01%	13,872	34.08%	16,781	20.42%
	19	21,561	51.97%	1,967	4.83%	23,528	28.63%
	6	12,255	29.54%	1,799	4.42%	14,054	17.10%
	24	4,760	11.47%	23,344	57.35%	28,104	34.19%
Totals		41,491		40,714		82,205	
Helicopters	N	107	8.08%	84	6.52%	191	7.31%
	E	130	9.81%	117	9.08%	247	9.45%
	S	997	75.25%	998	77.42%	1,995	76.32%
	W	91	6.87%	90	6.98%	181	6.92%
Totals		1,325		1,289		2,614	



Noise Violations

Full Year 2020



LDN(A)

Full Year 2020

RMS 103
Prospect Ave.-Hackensack

2019	61.3
2020	58.2
Change:	-3.1

RMS 104
Park St.-Hackensack

2019	53.3
2020	50.0
Change:	-3.3

RMS 102
Hamilton St.-Hasbrouck Hts.

2019	37.0
2020	34.3
Change:	-2.7

RMS 105
Bogota High School-Bogota

2019	49.3
2020	46.6
Change:	-2.7

RMS 101
7th & Barry-Carlstadt

2019	58.0
2020	54.8
Change:	-3.2

RMS 106
Joseph St.-Moonachie

2019	51.6
2020	48.0
Change:	-3.6

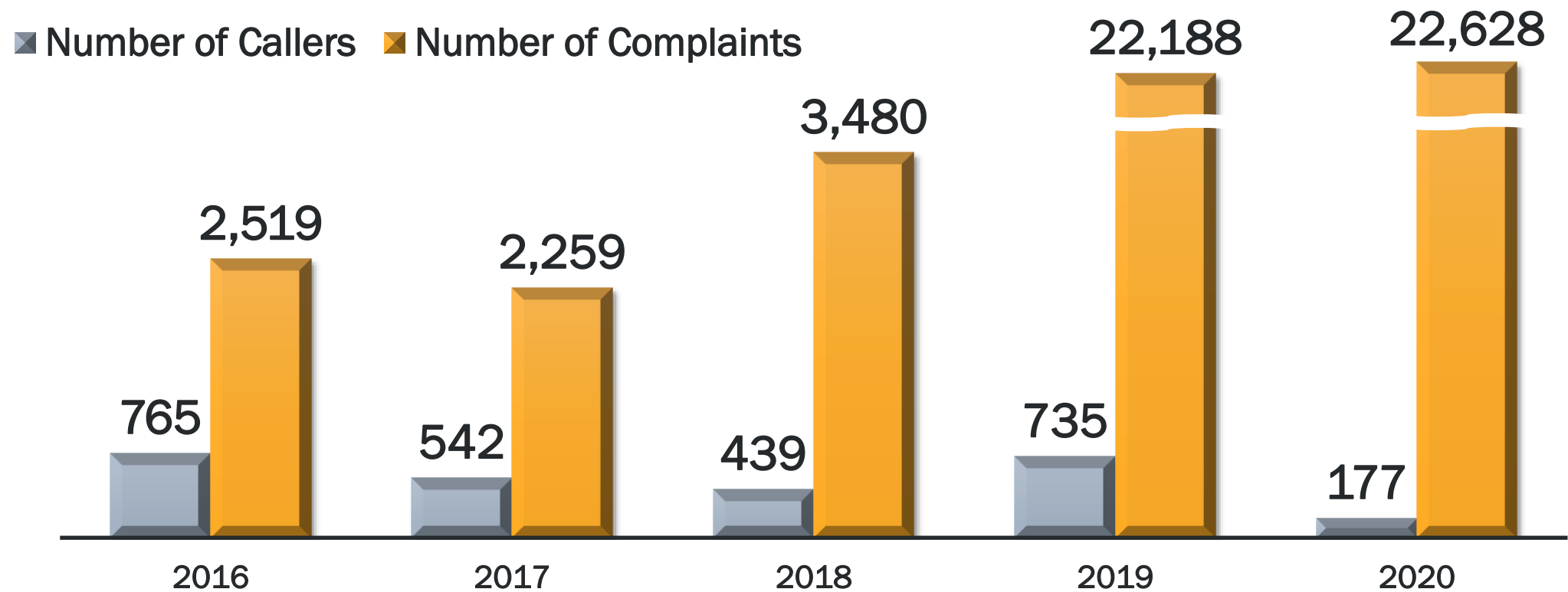
RMS 108
S. Hackensack Muni. Bldg.

2020	51.0
Since:	1/23/2020

❖ LDN(A) = Day/Night Aircraft Noise Average

Noise Complaints

Full Year 2020




❖ 3rd Party Applications logged 17,306 Complaints from 13 Complainants

Noise Complaints: TANAAC Members

Full Year 2020

Ridgefield Park	0	0	Hasbrouck Heights	4	5	South Hackensack	3	324
Rochelle Park	0	0	Moonachie	2	7	Rutherford	32	647
Secaucus	0	0	Teaneck	5	8	Hackensack	21	1,928
Teterboro	0	0	Little Ferry	10	26	Maywood	9	18,444
Bogota	0	0	Carlstadt	14	84	Third Party	1	17,093
Wood-Ridge	0	0						



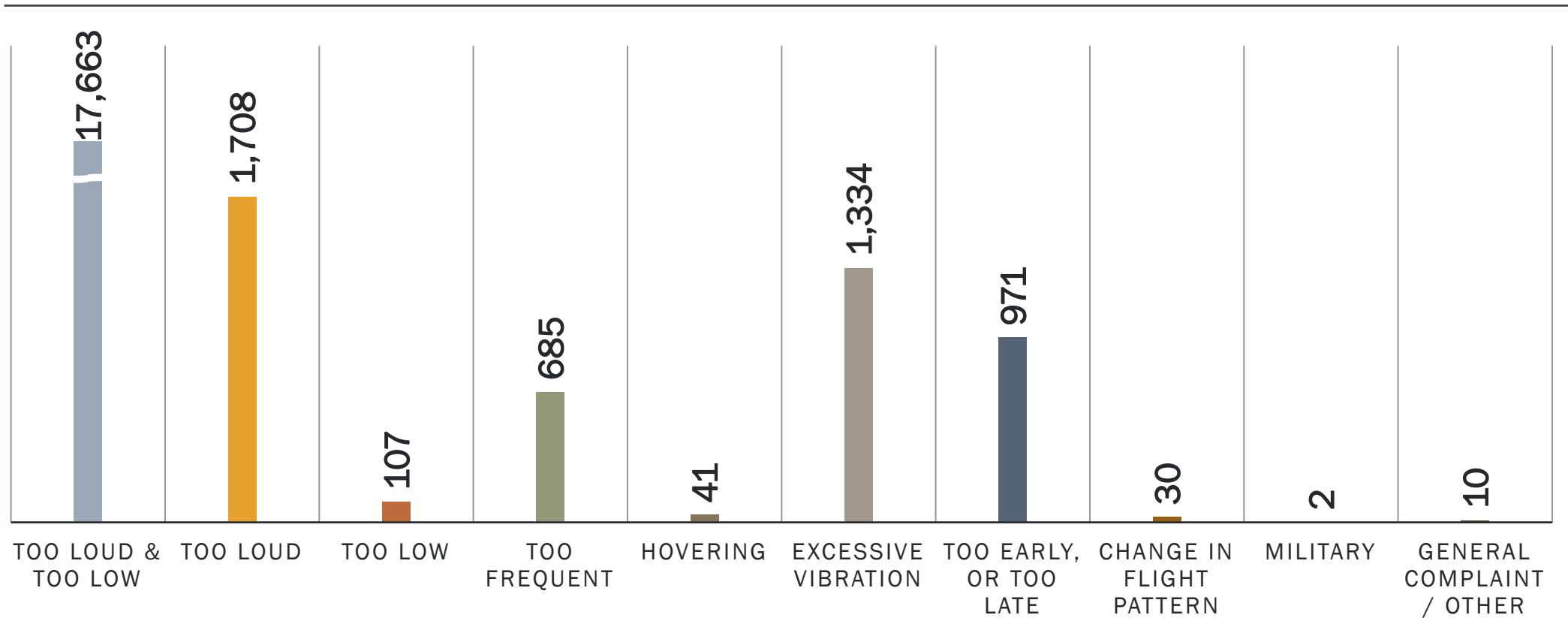
Noise Complaints: Non-TANAAC

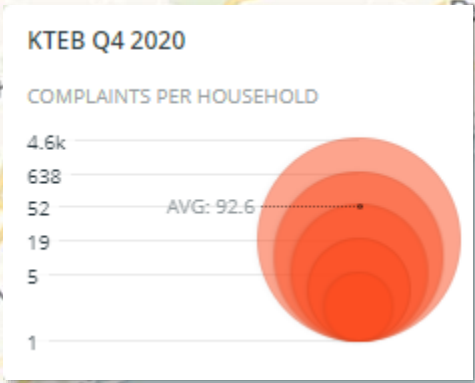
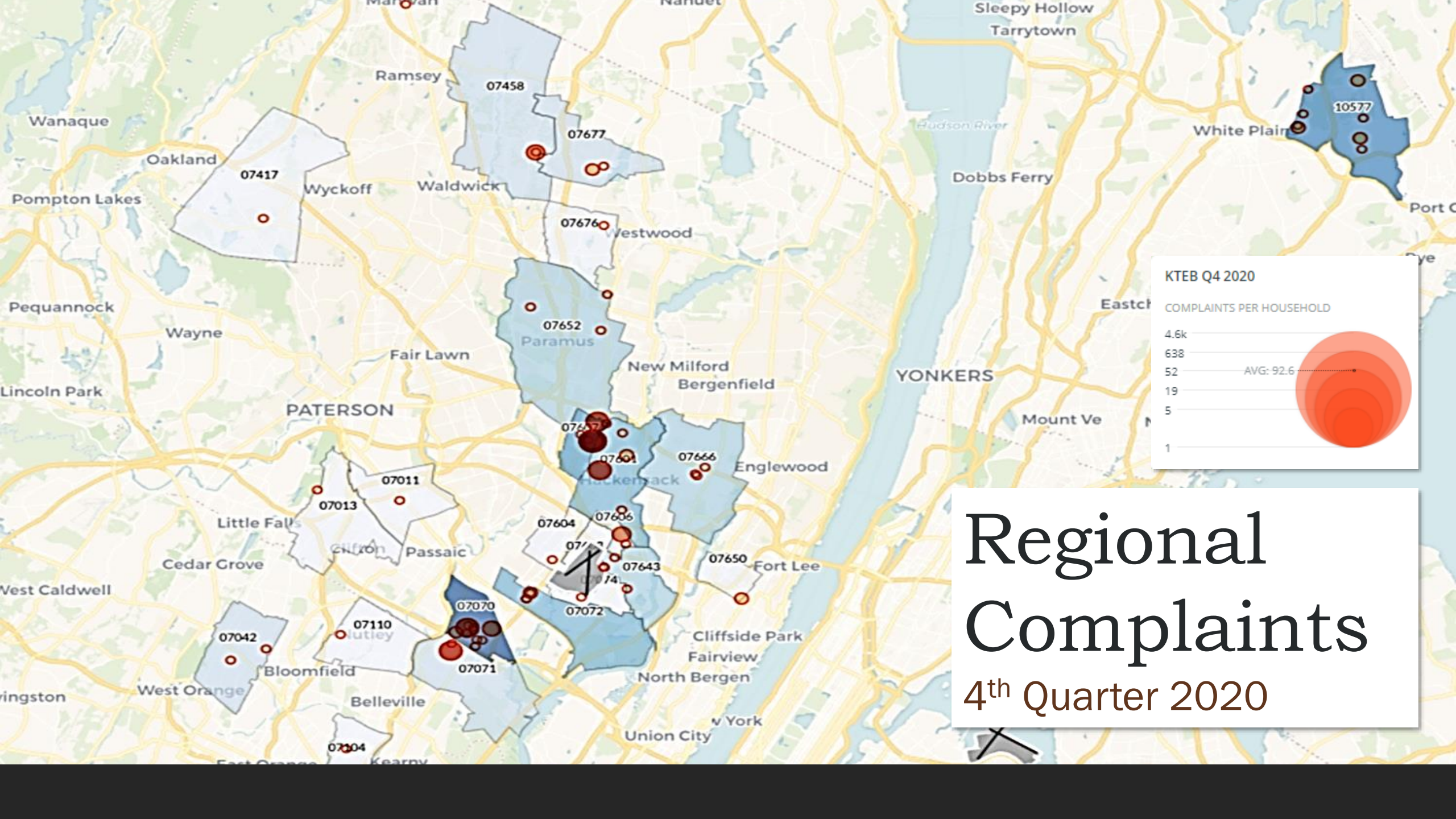
Full Year 2020

Allendale	1	63	Haskell	1	6	Saddle River	3	68
Bergenfield	1	1	Livingston	1	1	Somerville	1	1
Bloomfield	1	1	Lyndhurst	3	337	South Orange	1	3
Cedar Grove	1	15	Mahwah	5	57	Third Party	1	3
Chappaqua	1	1	Maplewood	1	2	South Plainfield	1	49
Clifton	1	1	Mendham	1	2	Washington Twp.	4	5
Closter	1	1	Montclair	2	5	Warwick	1	127
East Rutherford	1	1	Newark	1	3	Third party	1	4
Englewood	1	2	Nutley	2	2	Westfield	2	35
Fort Lee	3	63	Oakland	2	4	Third Party	1	25
Franklin Lakes	1	21	Oradell	1	1	Westwood	3	3
Third Party	1	15	Paramus	6	18	Whitehouse Station	1	1
Glen Ridge	1	1	Passaic	1	9	Woodcliff Lake	7	195
Harrison	2	5	Purchase	6	39	Third Party	2	114
Third Party	2	4	Third Party	4	33	Yonkers	2	2

Noise Complaints: Nature of Disturbance

Full Year 2020





Regional Complaints

4th Quarter 2020

Discussion
Items:

FAA RNAV (GPS) Runway 19 Offset Procedure

- Valley Hospital

Committee
Comments
and
Questions:





Thank you for your attendance.

The next TANAAC meeting is scheduled for April 28th 2021