



# Teterboro Aircraft Noise Abatement Advisory Committee

## 2021 Full Year Report

**Gabriel Andino**

Manager

Noise Abatement & Environmental Compliance

**Michael Fiscus**

Assistant Manager

Noise Abatement & Environmental Compliance

Teterboro

Aircraft

Noise

Abatement

Advisory

Committee

- **Introduction**
- **Operations Update**
- **Statistical Report – Full Year 2021**
  - Aircraft Activity
  - Aircraft Noise Violations
  - Noise Readings
  - Noise Complaints
- **Discussion Items**
  - 14 CFR Part 150 Study Update – Ayo Olanipekun
  - FAA RNAV (GPS) X Runway 19 Offset Approach
- **Committee Comments / Questions**
- **Adjournment**

**January 26, 2022**

# Operations Update

## Runway 6/24 Rehabilitation: 2022-2023

### **Hours of Work / Staging**

- Runway 6/24 Overnight Closures (April 2022 thru April 2023):
  - Sunday, Tuesday, Wednesday, and Thursday – 10:30p.m. to 6:30a.m. the following morning
  - Monday 10:30p.m. to 8:30a.m. Tuesday
- Runway 6/24 weekend Closures:
  - 38-hour closures – Friday 10:00p.m. to noon Sunday (May 2, 2022 – August 31, 2022; total of 7)
  - 12-hour closures – Sunday 12:01a.m. to noon Sunday (Oct 1, 2022 – November 30, 2022; total of 6)
- Airport Weekend Closures:
  - 38-hour closures – Friday 10:00p.m. to noon Sunday (July 1, 2022 – August 31, 2022; total of 6)
  - 12-hour closures – Sunday 12:01a.m. to noon Sunday (Oct 1, 2022 – November 30, 2022; total of 2)



## Brief Overview

# Teterboro Aircraft Noise Abatement Advisory Committee

TANAAC was established as a community group, supported by the Teterboro Airport, on February 26, 1987.

The main purpose of the committee is to establish a meaningful dialogue between the airport community and the residential communities.

The primary goal was to enhance the quality of life of the residents of local communities while insuring the efficient operation of the airport.

**TANAAC is Comprised of:**

- Locally Elected Officials:
  - Mayors (or a duly appointed alternate), State Assembly & Senate Members, and Members of Congress
- Bergen County Executive and Board of Commissioners Chairperson
- Members of the Aviation Community
- Airport Manager - FAA Tower Manager
- Fixed Base Operators and Heads of Corporate Flight Departments

**One vote per member. The Airport Manager only votes in the case of a tie.**

**TANAAC governing By-Laws are available online at the following address:**

- <https://aircraftnoise.panynj.gov/tanaac-by-laws/>

**The general public may attend as observers of the proceedings.**



# Noise Abatement Rules

## **Maximum Noise Levels:**

### **Runway 24:**

- 80 dB(A) Between the hours of 2200L and 0700L
- 90 dB(A) Between the hours of 0700L and 2200L

### **Runway 01, 06, & 19:**

- 95 dB(A) All Hours

### **Helicopter Departure Routes:**

- 95 dB(A) All Hours

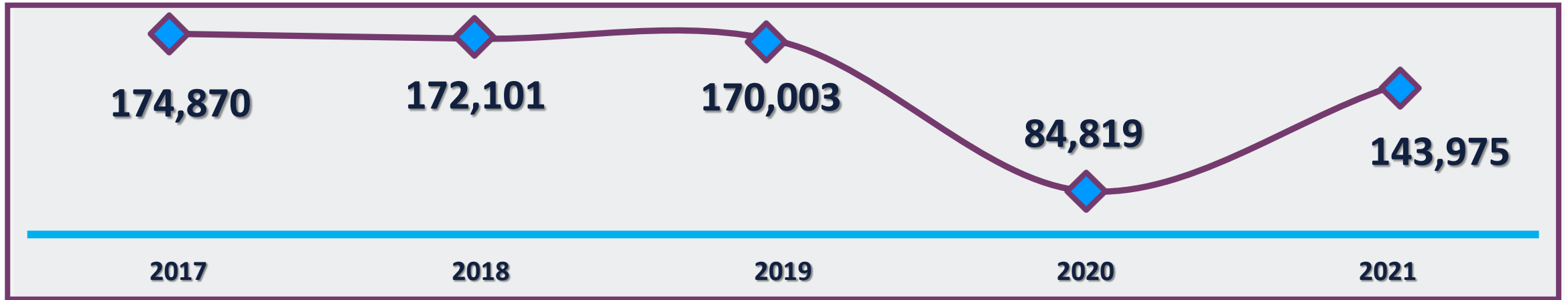
If a departure from Teterboro Airport exceeds the Maximum Noise Level associated with the runway used for departure, a violation shall be issued to the owner / operator of the aircraft.

First and Second violations shall be kept for two years (from the date of the violation); upon the violations' second anniversary, it will be downgraded or expunged.

**A Third Violation** within a two-year period results in the permanent banishment of that aircraft from future operation at Teterboro Airport.

# Airport Activity Report

## Full Year



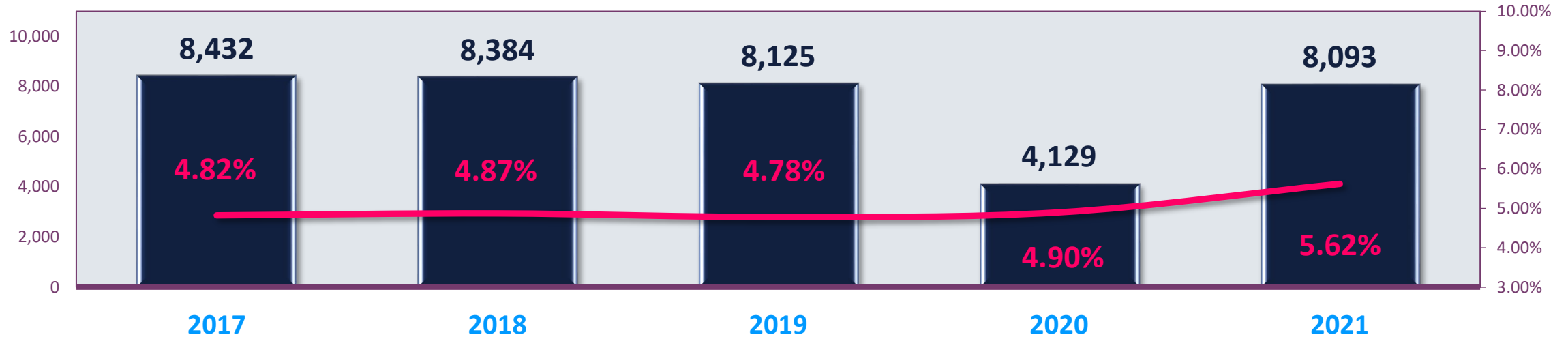
Movements	2017	2018	2019	2020	2021	2018/2019	2019/2020	2020/2021	2019/2021
Props	5,574	4,751	4,631	2,753	4,942	-2.53%	-40.55%	79.51%	6.72%
Turbo-Props	14,855	14,181	13,798	7,239	11,418	-2.70%	-47.54%	57.73%	-17.25%
Helicopters	9,757	8,118	7,711	2,679	4,302	-5.01%	-65.26%	60.58%	-44.21%
Jets	144,117	144,335	143,068	71,882	122,831	-0.88%	-49.76%	70.88%	-14.15%
<b>Totals:</b>	<b>174,870</b>	<b>172,101</b>	<b>170,003</b>	<b>84,819</b>	<b>143,975</b>	<b>-1.22%</b>	<b>-50.11%</b>	<b>69.74%</b>	<b>-15.31%</b>

❖ Total Aircraft Movements are Inclusive of Missed Approaches and Aborted Take-Offs.

# Airport Activity Report

## Full Year (11:00p.m. – 6:00a.m.)

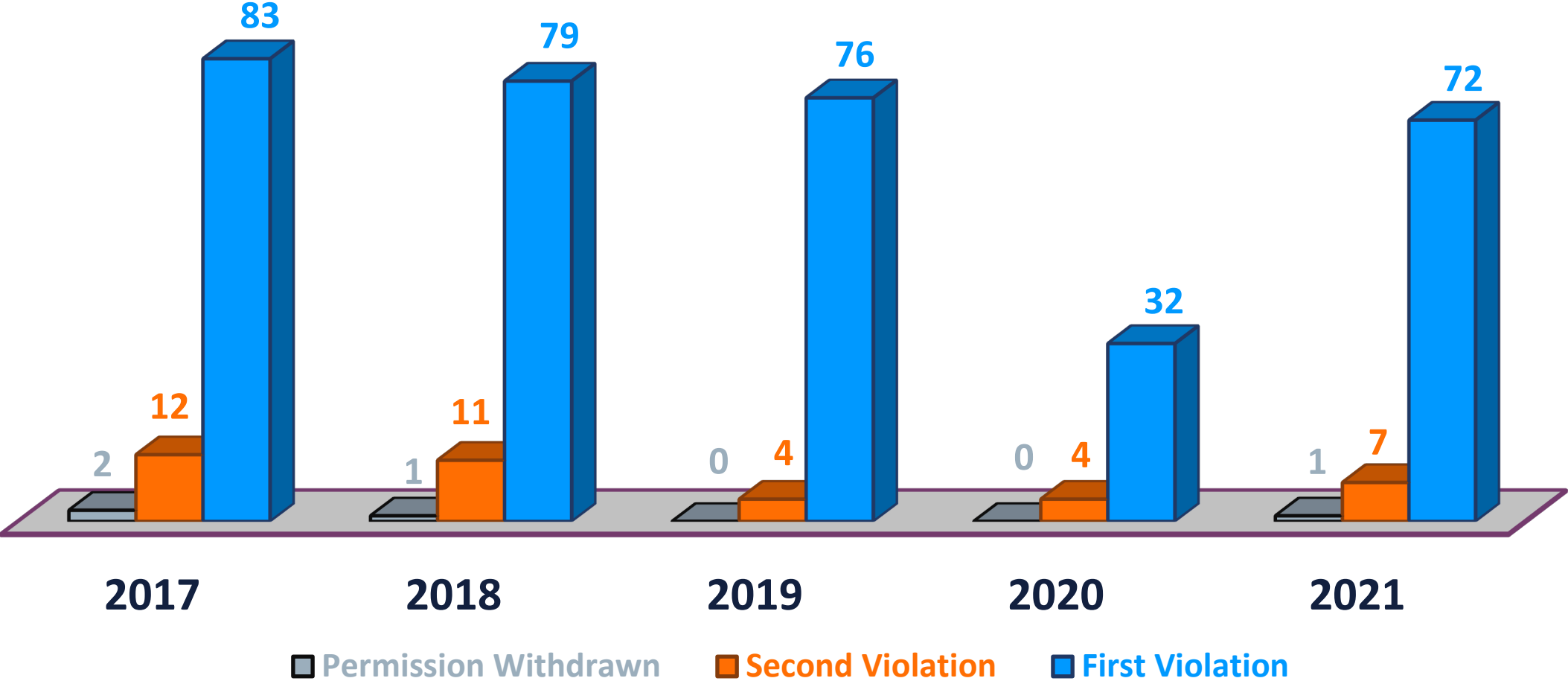
■ Night Movements    ◆ Percentage of Total Movements at Night



Year	Nighttime Aircraft Movements	Total Aircraft Movements	% of Total Movements at Night
2017	8,432	174,870	4.82%
2018	8,384	172,101	4.87%
2019	8,125	170,003	4.78%
2020	4,129	84,295	4.90%
2021	8,093	143,975	5.62%

# Noise Violations

## Full Year

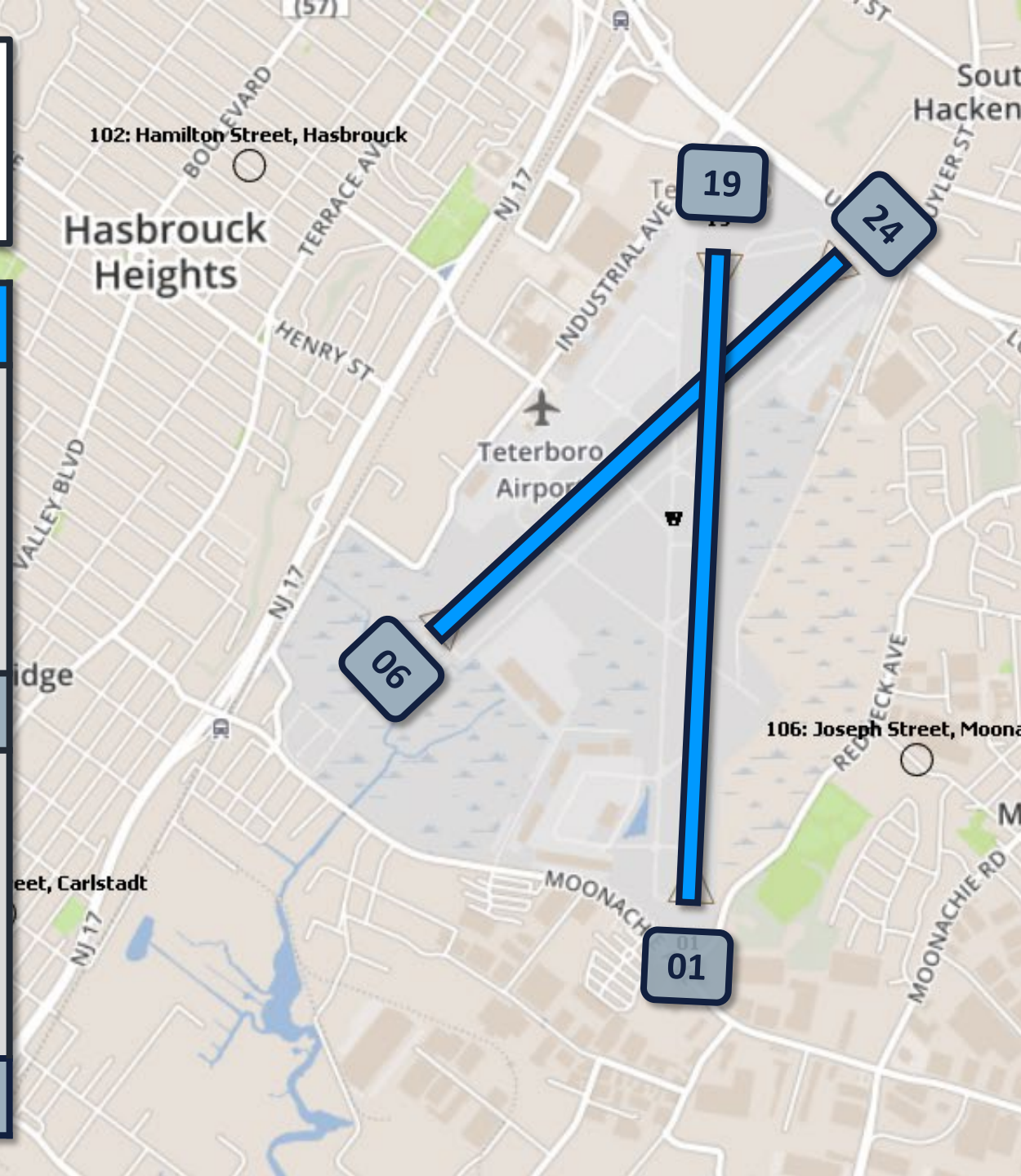




# Runway Utilization

## Full Year

		Arrivals		Departures	
Runways	1	3,738	5.29%	21,845	31.64%
	19	39,702	56.17%	3,510	5.08%
	6	19,482	27.56%	1,667	2.41%
	24	7,756	10.97%	42,021	60.86%
		70,678		69,043	
Helicopter Routes	N	149	6.87%	152	7.46%
	E	209	9.64%	149	7.31%
	S	1,653	76.21%	1,579	77.48%
	W	158	7.28%	158	7.75%
		2,169		2,038	





# LDN(A) Full Year

## RMS 102

Hamilton St.-Hasbrouck Hts.

2019 37.0

2020 34.3

2021 36.6

2020/2021: +2.3

2019/2021: -0.4

## RMS 101

7th & Barry-Carlstadt

2019 58.0

2020 54.8

2021 57.5

2020/2021: +2.7

2019/2021: -0.5

## RMS 103

Prospect Ave.-Hackensack

2019 61.3

2020 58.2

2021 60.6

2020/2021: +2.4

2019/2021: -0.7

## RMS 104

Park St.-Hackensack

2019 53.3

2020 50.0

2021 52.0

2020/2021: +2.0

2019/2021: -1.3

## RMS 105

Bogota High School-Bogota

2019 49.3

2020 46.6

2021 48.4

2020/2021: +1.8

2019/2021: -0.9

## RMS 106

Joseph St.-Moonachie

2019 51.6

2020 48.0

2021 50.8

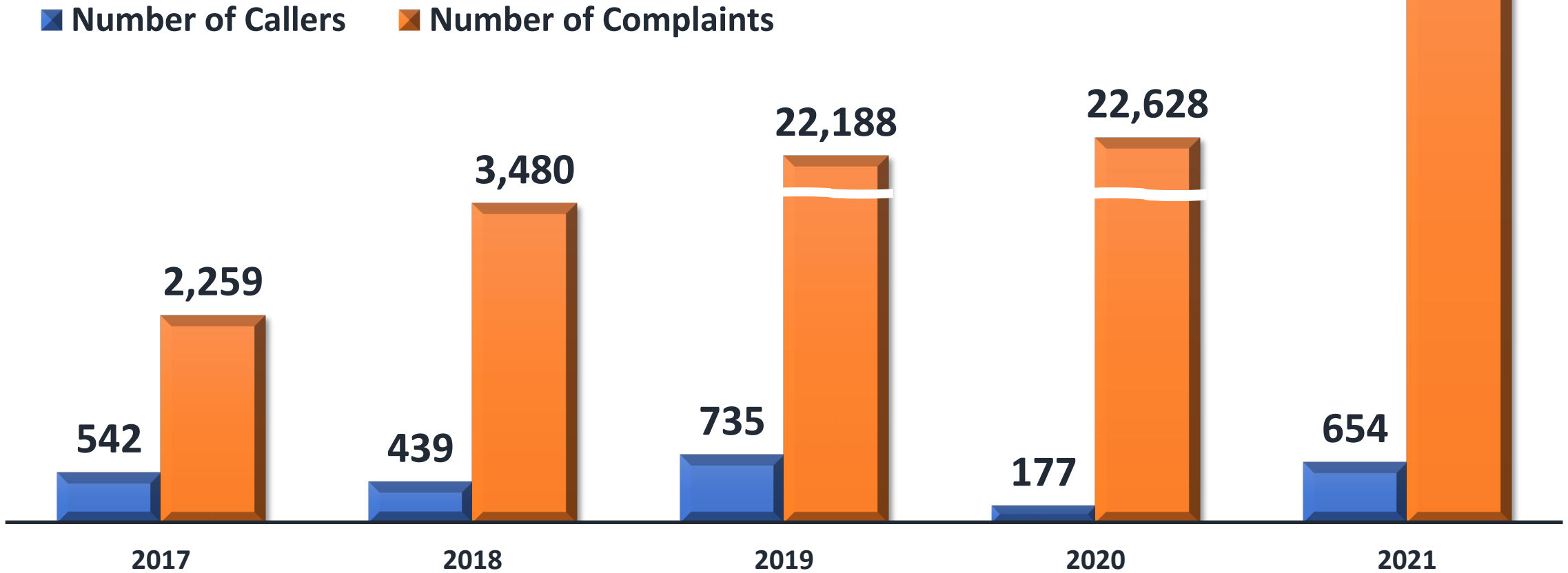
2020/2021: +2.8

2019/2021: -0.8

LDN(A) =  
Day/Night  
Aircraft Noise  
Average

# Noise Complaints

## Full Year

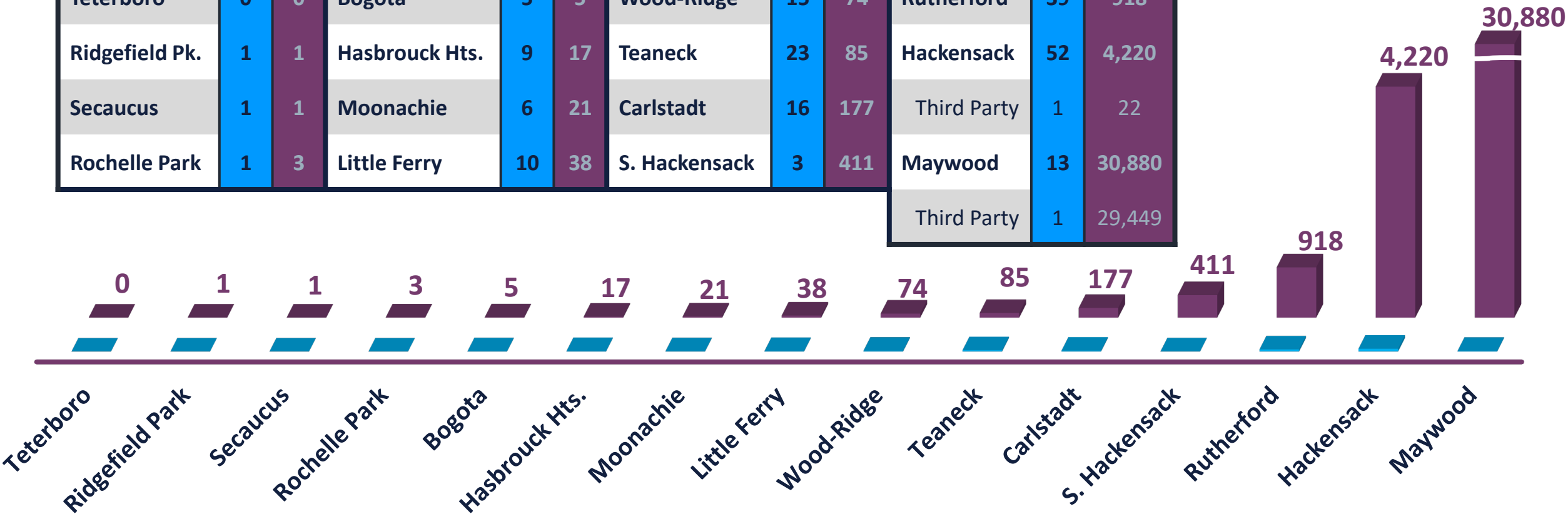


■ Third Party Applications Logged 31,272 Complaints from 9 Callers for 2021.

# Noise Complaints: TANAAC Members

## Full Year

Teterboro	0	0	Bogota	5	5	Wood-Ridge	15	74	Rutherford	39	918
Ridgefield Pk.	1	1	Hasbrouck Hts.	9	17	Teaneck	23	85	Hackensack	52	4,220
Secaucus	1	1	Moonachie	6	21	Carlstadt	16	177	Third Party	1	22
Rochelle Park	1	3	Little Ferry	10	38	S. Hackensack	3	411	Maywood	13	30,880
									Third Party	1	29,449



Complainants



Complaints



# Noise Complaints: Non-TANAAC - Full Year

Branchburg	1	1	Maplewood	2	4	Bergenfield	5	22
Cedar Grove	1	1	Newark	2	4	Allendale	4	24
Clifton	1	1	Somerville	1	4	Airmont	1	43
East Orange	1	1	Tenafly	6	6	Westwood	13	53
Englewood	1	1	Oradell	6	7	Paramus	12	55
Middletown	1	1	South Orange	6	7	Fair Lawn	2	56
New Providence	1	1	Montvale	7	8	Third Party	1	35
Newfoundland	1	1	Belleville	7	9	Saddle River	8	68
Norwood	1	1	Glen Ridge	6	9	Hillsdale	16	85
Rye Brook	1	1	South Plainfield	1	10	Park Ridge	20	135
Wyckoff	1	1	Franklin Lakes	1	11	Warwick	1	250
North Bergen	1	2	River Vale	7	11	Third Party	1	26
Passaic	1	2	West Orange	11	11	Cresskill	5	330
Ridgefield	1	2	Montclair	5	13	Upper Saddle River	149	473
Verona	1	2	Emerson	6	14	Third Party	2	53
Yonkers	1	2	Ramsey	5	14	Washington Twp.	17	484
Demarest	3	3	Fort Lee	1	15	Lyndhurst	10	1,109
Haskell	1	3	Nutley	9	16	Mahwah	56	1,316
Closter	1	4	Lodi	1	19	Woodcliff Lake	20	1,872
East Rutherford	1	4	Purchase	3	20	Third Party	2	1,685
Harrison	2	4	Third Party	1	2			

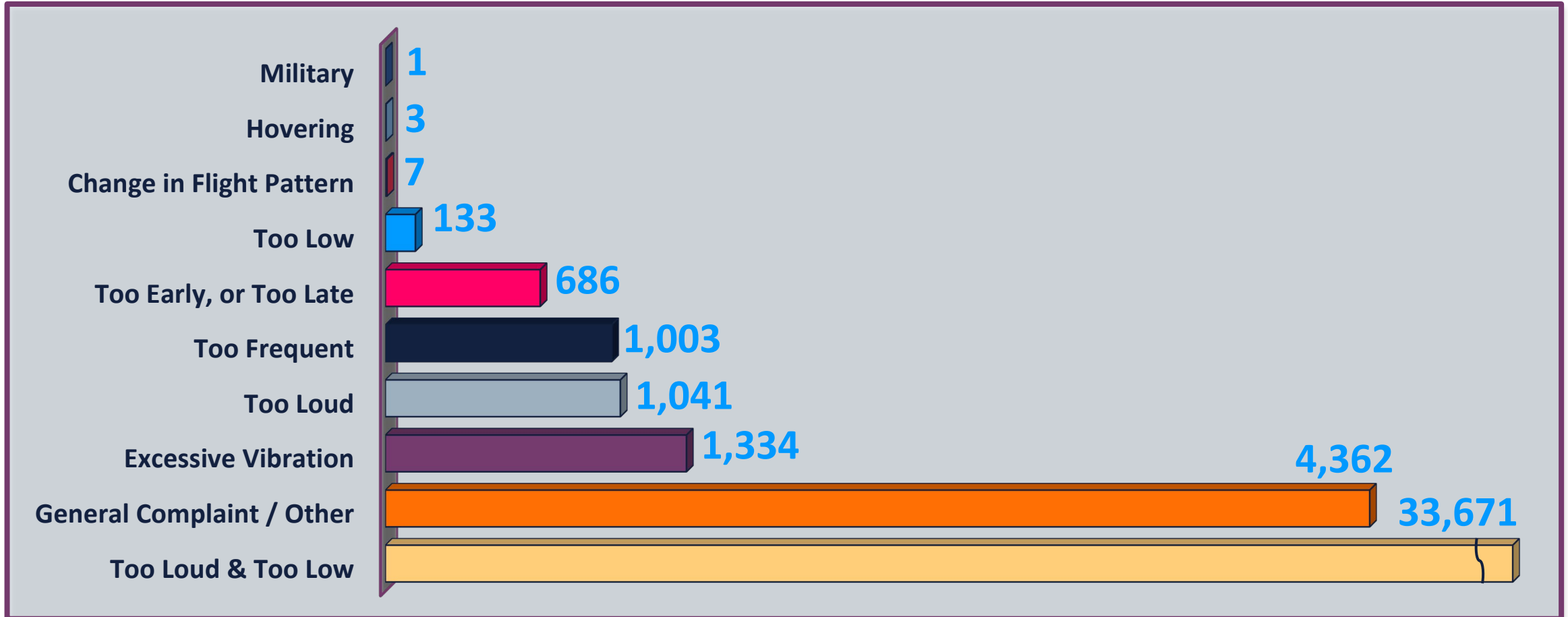


**Complaints**  
**Complainants**



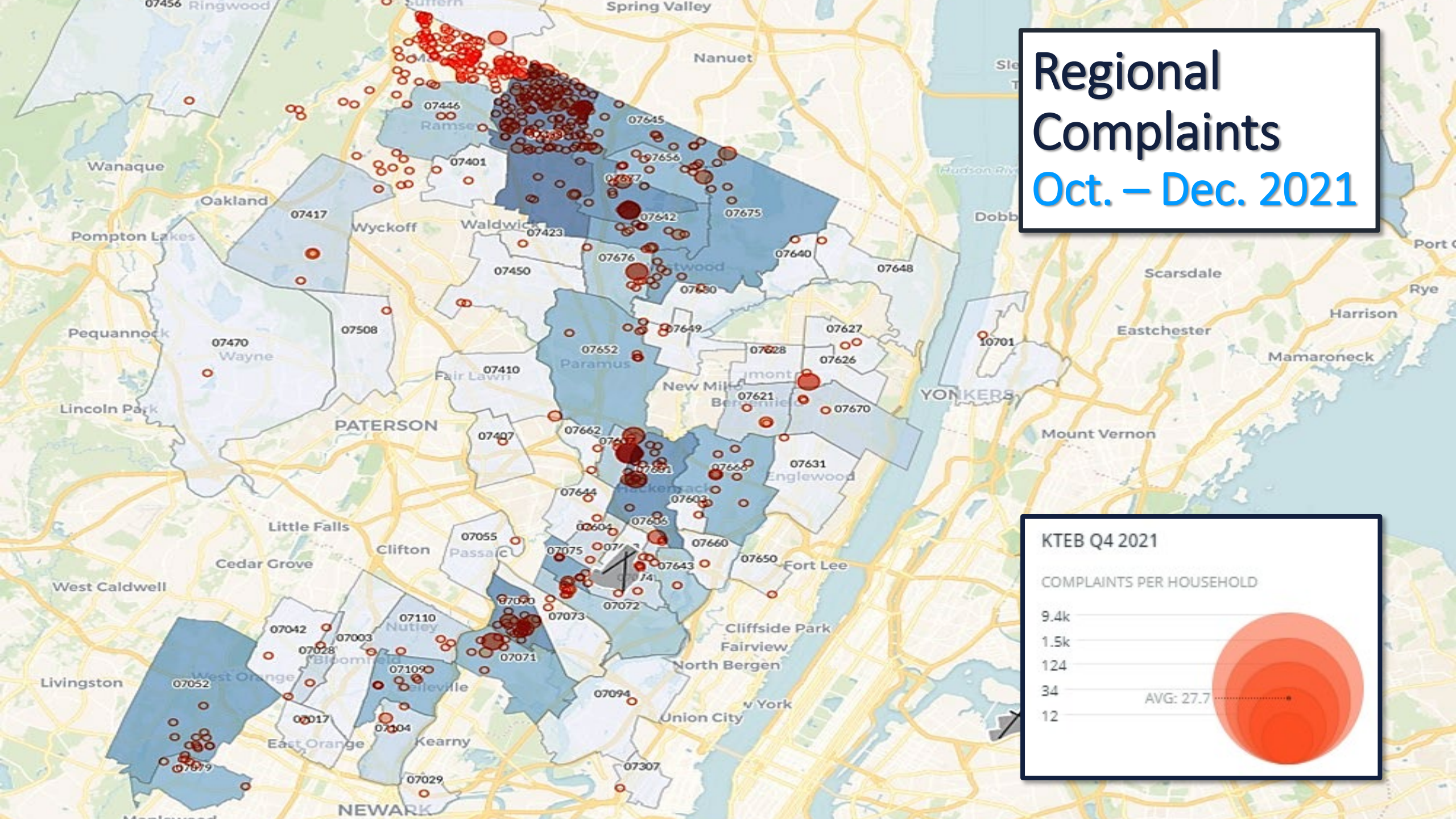
# Noise Complaints: Nature of Disturbance

## Full Year



# Regional Complaints

## Oct. – Dec. 2021





# Committee Comments / Questions





# Discussion Items

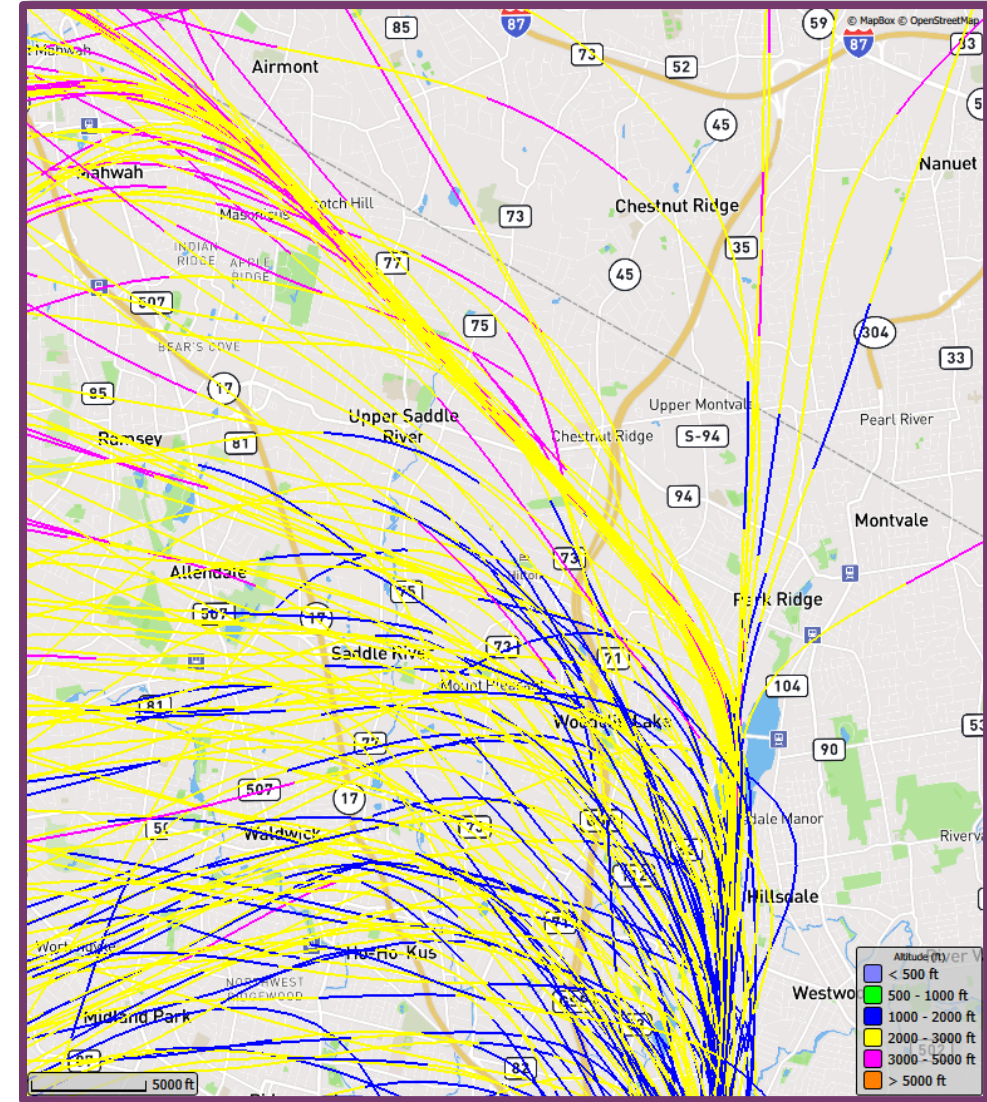
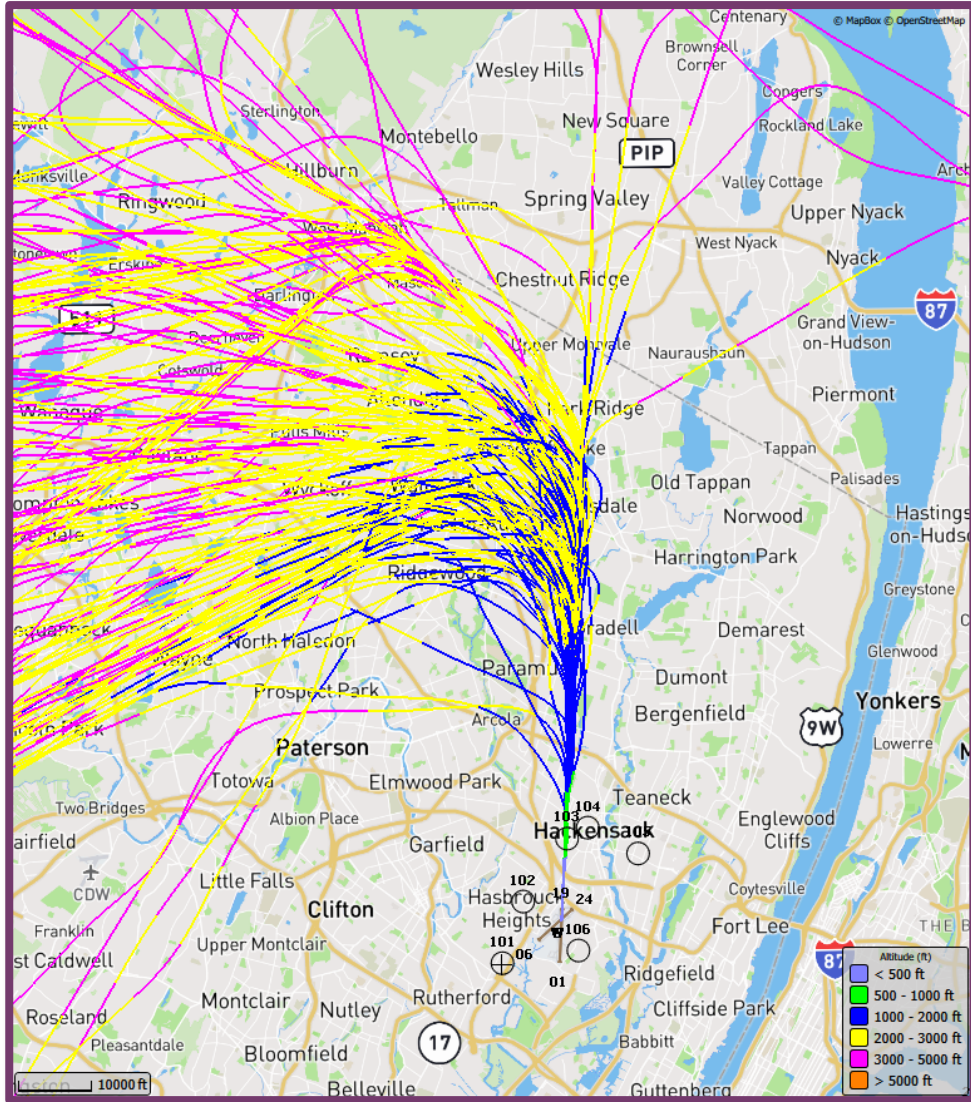
- **14 CFR Part 150 Study Update**
  - Ayo Olanipekun – Part 150 Program Manager
- **FAA RNAV (GPS) X Runway 19 Offset Procedure**



# Flight Tracks by Altitude

## Bergen County

Region

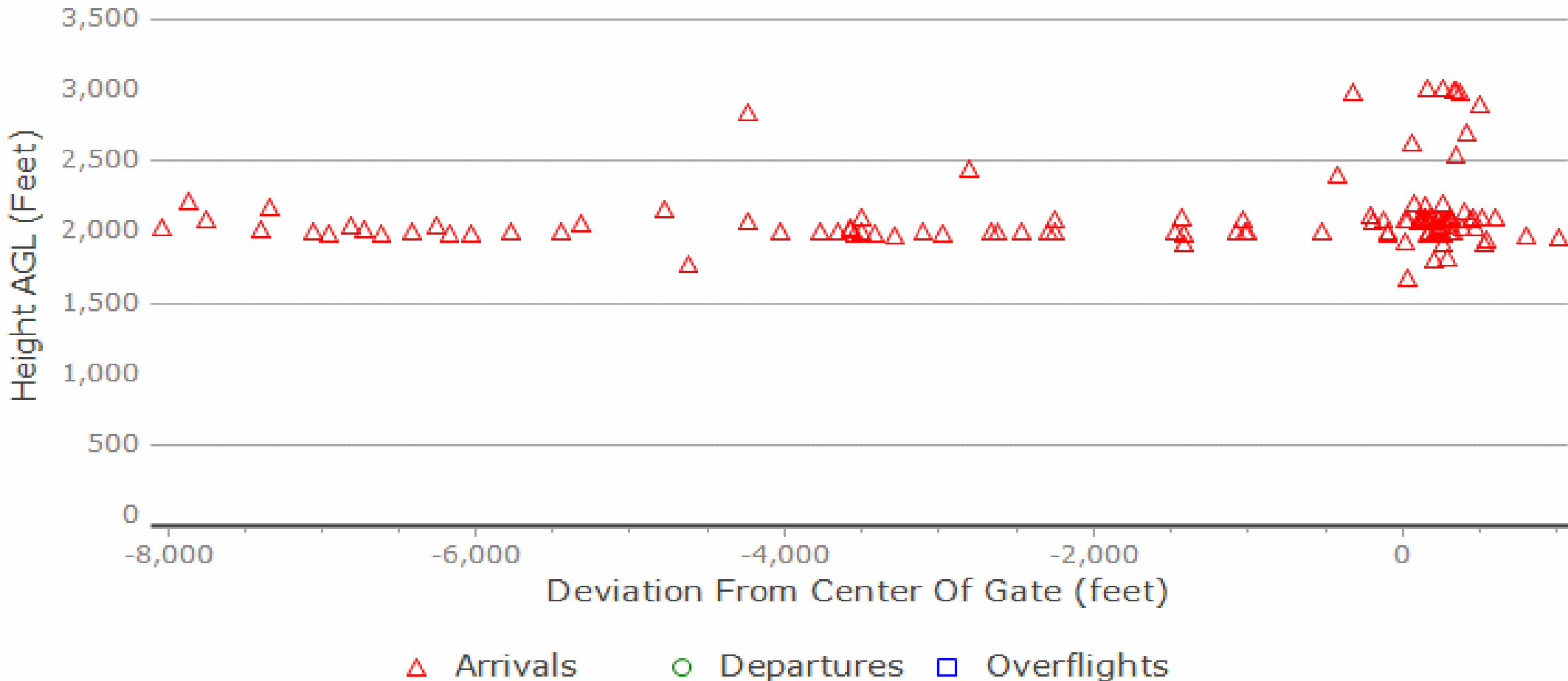


Northern Bergen County



## Penetration Gate Plot RWY 19 Arrivals

Woodcliff Lake - January 23, 2022



# RNAV (GPS) X Runway 19 Outreach to Airport Users

## Initial Outreach:

- The FAA published a Letter to Airmen on June 21 advising pilots that the new alternate approach would be available for use effective July 1.
- NBAA published an article titled *"Pilots Encouraged to Request RNAV X Approach for TEB Night Ops"*. The article was sent as part of their daily news e-mail to registered members. NBAA boasts a membership of over 11,000 companies which includes most business aviation operators that use TEB.
- The Teterboro Users Group (TUG) has been posting updates on the procedure's implementation on their website and mailing list, which has 472 subscribers.
- TUG has also posted best practice guidance for the approach on their website to further pilot familiarity.
- Aircraft arriving to TEB for the first time are provided with noise abatement procedure information.

## Additional Outreach:

- TEB, FAA, TUG and NBAA meet on a regular basis to review approach usage and outreach strategy.
- Approach information is posted on the TEB Noise Office website.
- The TEB Noise Office developed a bulletin with detailed approach information that was sent to over 5,000 aircraft operators who have operated at the airport in recent years;
- The Noise Office updated its Flight Crew Handbook publication and associated mobile app to include information on the approach.
- TUG discusses the new approach at all their member meetings.
- A note about the availability of the new approach along with a link to find additional information is included in landing fee invoices. TEB sends out an average of 1,500 invoices per month.
- Letters sent to aircraft operators who use the airport during the voluntary curfew hours between 11:00 pm and 6:00 am include a reference to the alternate approach being the preferred noise abatement landing approach for Runway 19.
- Pilots contacting the Noise Office to inquire about the airport's policies and procedures are advised on the availability of the new approach.

# Committee Comments / Questions



**Thank you for your Attendance**



**THE NEXT TANAAC MEETING IS SCHEDULED  
FOR APRIL 27, 2022**