



**Airport
Teterboro**

THE PORT AUTHORITY OF NY & NJ

TETERBORO AIRCRAFT NOISE ABATEMENT ADVISORY COMMITTEE 2017 HALF YEAR REPORT

GABRIEL ANDINO

MANAGER
NOISE ABATEMENT &
ENVIRONMENTAL
COMPLIANCE

MICHAEL FISCUS

ASST. MANAGER
NOISE ABATEMENT &
ENVIRONMENTAL
COMPLIANCE

DAN GARDON

SPECIALIST
NOISE ABATEMENT &
ENVIRONMENTAL
COMPLIANCE

- *Introduction*
- *Old Business*
 - ▾ *14 CFR Part 150 Study*
 - ▾ *FAA Update*
- *New Business*
 - ▾ *2016 Good Neighbor Awards*
- *Noise Abatement Manager's Half Year Report*
 - ▾ *Aircraft Activity*
 - ▾ *Noise Readings*
 - ▾ *Noise Complaints*
 - ▾ *Aircraft Noise Violations*
- *General Discussion*
- *Adjournment*

July 26, 2017

Old Business



- 14 CFR Part 150 Study
- FAA Update

New Business

- 2016 TEB Good Neighbor Awards

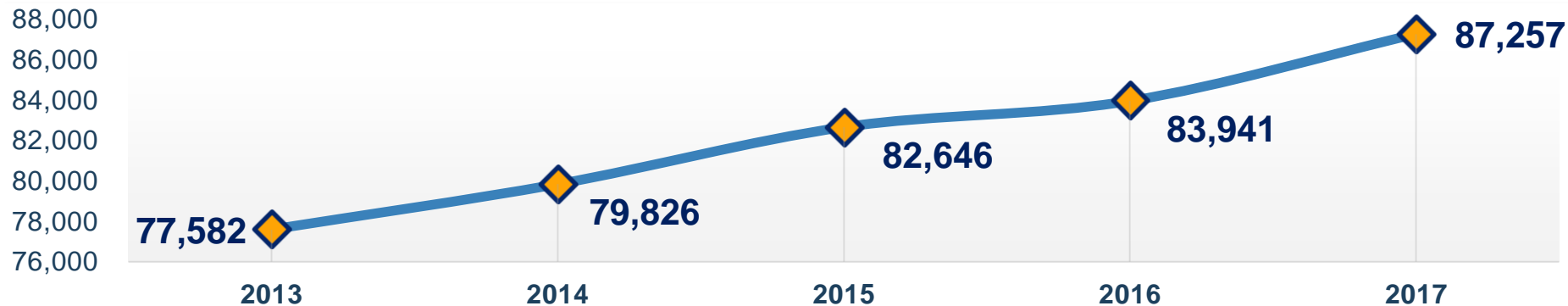




2016 Good Neighbor Award Winners

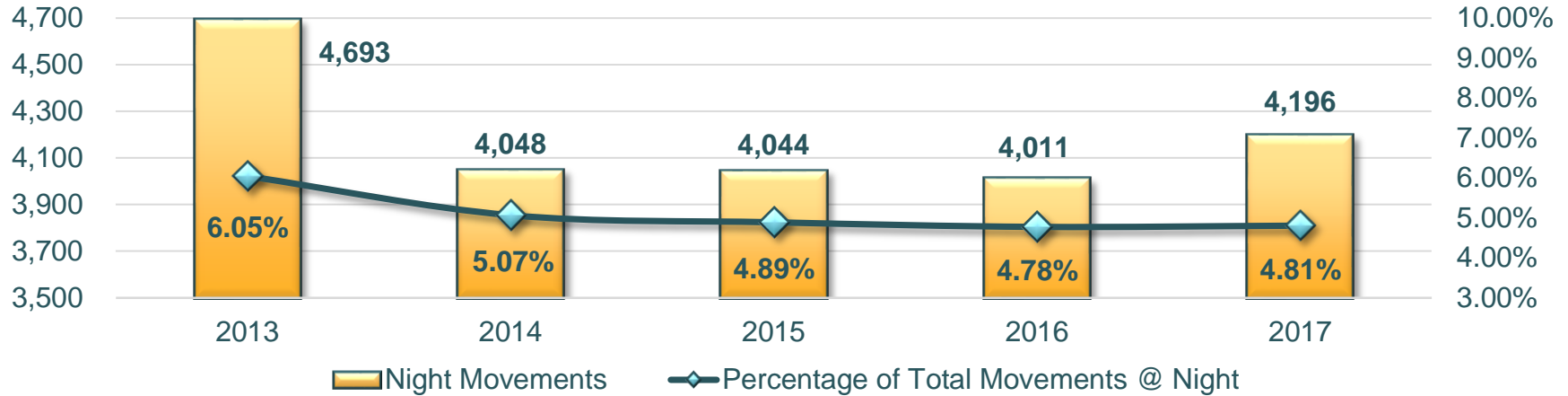
- 2J2G, LLC
- ARC Real Estate Partners
- ARGO Aviation, LLC
- Citizens Bank
- Corning Inc.
- Evertz Microsystems Ltd.
- FedEx Corporation
- Gold Aviation Services Inc.
- L Brands Inc.
- Meredith Corporation
- William C. Morris
- Northwestern Mutual Life Insurance Company
- Oliver Sterling
- Planesense Inc.
- Richardson Aviation
- SBJ Aviation, LLC
 - ▷ Lowest Average Noise Award 70.3db

Airport Activity Report



| | Movements | | | | | Change | | | |
|---------------------|---------------|---------------|---------------|---------------|---------------|--------------|--------------|--------------|--------------|
| | 2013 | 2014 | 2015 | 2016 | 2017 | 2013/2014 | 2014/2015 | 2015/2016 | 2016/2017 |
| Props: | 3,189 | 2,661 | 2,692 | 2,712 | 2,402 | -16.56% | -1.16% | 0.74% | -11.43% |
| Turbo-Props: | 5,019 | 5,152 | 5,664 | 6,290 | 5,039 | 2.65% | -9.94% | 11.05% | -19.89% |
| Helicopters: | 3,523 | 3,741 | 3,991 | 5,289 | 6,199 | 6.19% | 6.68% | 32.52% | 17.21% |
| Jets: | 63,554 | 66,054 | 68,002 | 67,368 | 71,252 | 3.93% | 2.95% | -0.93% | 5.77% |
| Total: | 77,582 | 79,826 | 82,646 | 83,941 | 87,257 | 2.89% | 3.53% | 1.57% | 3.95% |

Airport Activity Report



| Half Year | Night Time Aircraft Movements: | Total Aircraft Movements: | % of Total Movements at Night: |
|-----------|--------------------------------|---------------------------|--------------------------------|
| 2013 | 4,693 | 77,582 | 6.05% |
| 2014 | 4,048 | 79,826 | 5.07% |
| 2015 | 4,044 | 82,646 | 4.89% |
| 2016 | 4,011 | 83,941 | 4.78% |
| 2017 | 4,196 | 87,257 | 4.81% |

LDN(A) Half Year - 2017

RMS 103
 103: Prospect Avenue, Hackensack

| | |
|---------|------|
| 2016 | 62.4 |
| 2017 | 60.0 |
| Change: | -2.4 |

RMS 104
 104: Park Street, Hackensack

| | |
|---------|------|
| 2016 | 52.1 |
| 2017 | 53.1 |
| Change: | +1.0 |

RMS 105
 105: Highwood Street, Teaneck

| | |
|---------|------|
| 2016 | 47.7 |
| 2017 | 47.4 |
| Change: | -0.3 |

RMS 102
 102: Hamilton Street, Hasbrouck

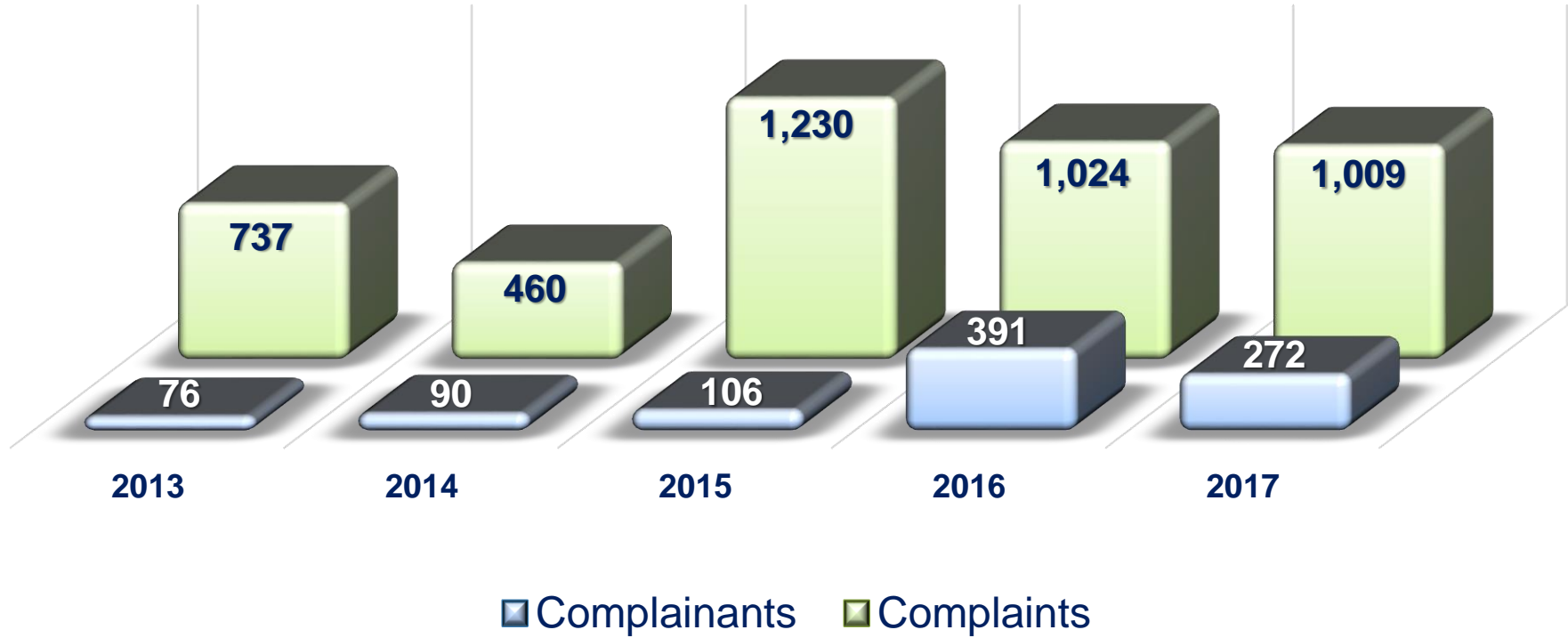
| | |
|---------|------|
| 2016 | 37.2 |
| 2017 | 33.7 |
| Change: | -3.5 |

RMS 101
 101: Seventh Street, Carlstadt

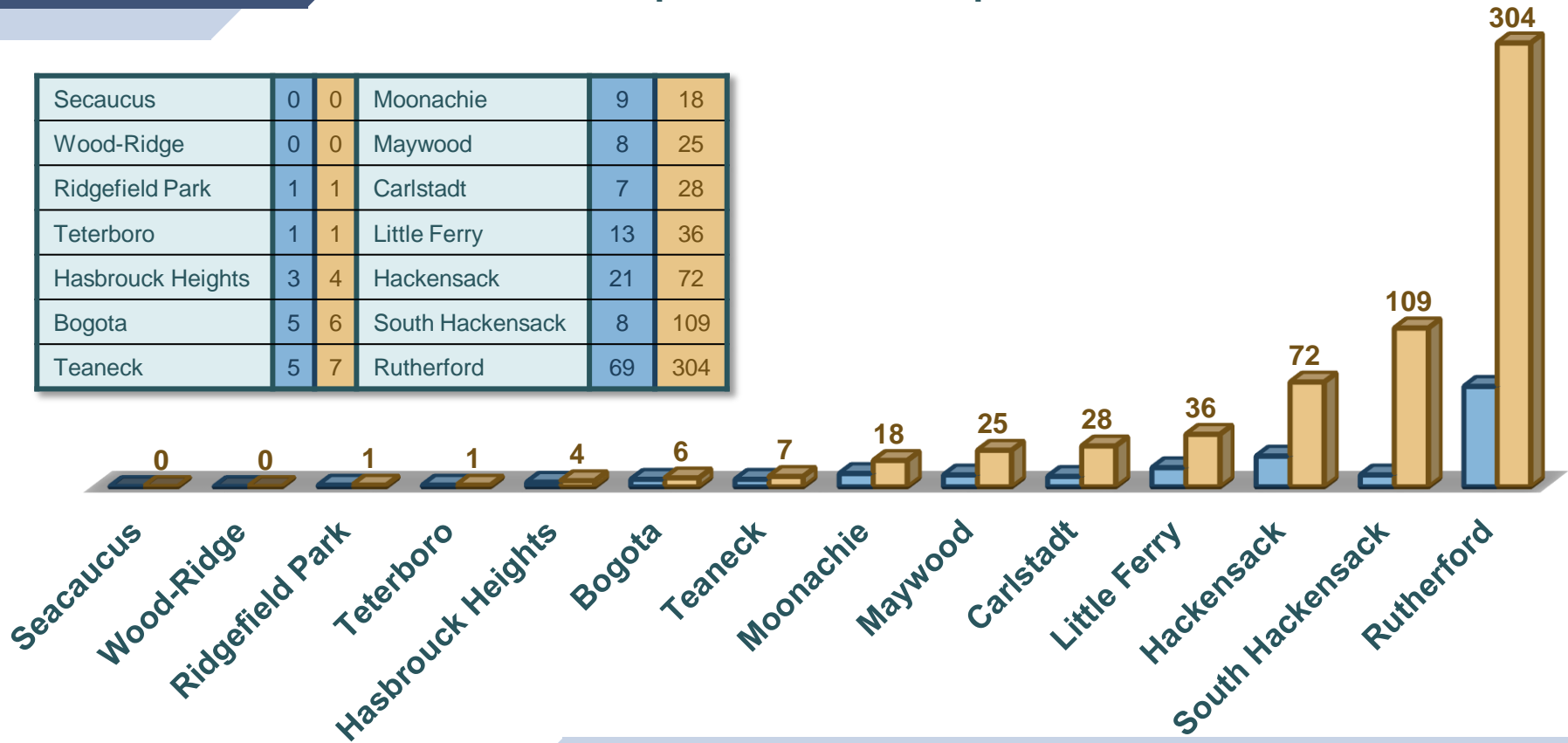
| | |
|---------|------|
| 2016 | 57.8 |
| 2017 | 57.9 |
| Change: | +0.1 |

RMS 106
 106: Joseph Street, Moonachie

| | |
|---------|------|
| 2016 | 51.5 |
| 2017 | 50.7 |
| Change: | -0.8 |



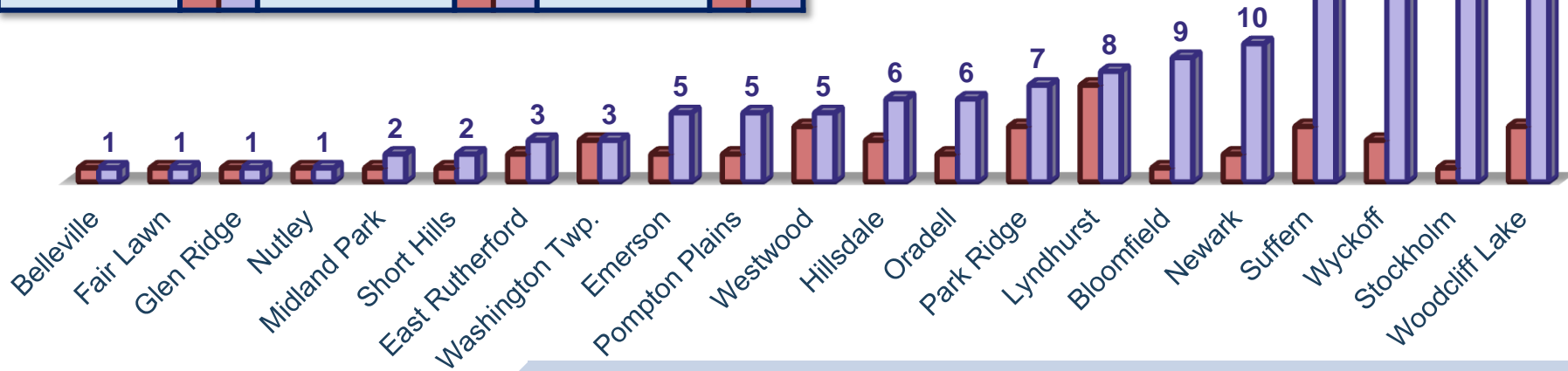
| | | | | | |
|-------------------|---|---|------------------|----|-----|
| Secaucus | 0 | 0 | Moonachie | 9 | 18 |
| Wood-Ridge | 0 | 0 | Maywood | 8 | 25 |
| Ridgefield Park | 1 | 1 | Carlstadt | 7 | 28 |
| Teterboro | 1 | 1 | Little Ferry | 13 | 36 |
| Hasbrouck Heights | 3 | 4 | Hackensack | 21 | 72 |
| Bogota | 5 | 6 | South Hackensack | 8 | 109 |
| Teaneck | 5 | 7 | Rutherford | 69 | 304 |



Non-TANAAC Members

■ Complainants ■ Complaints

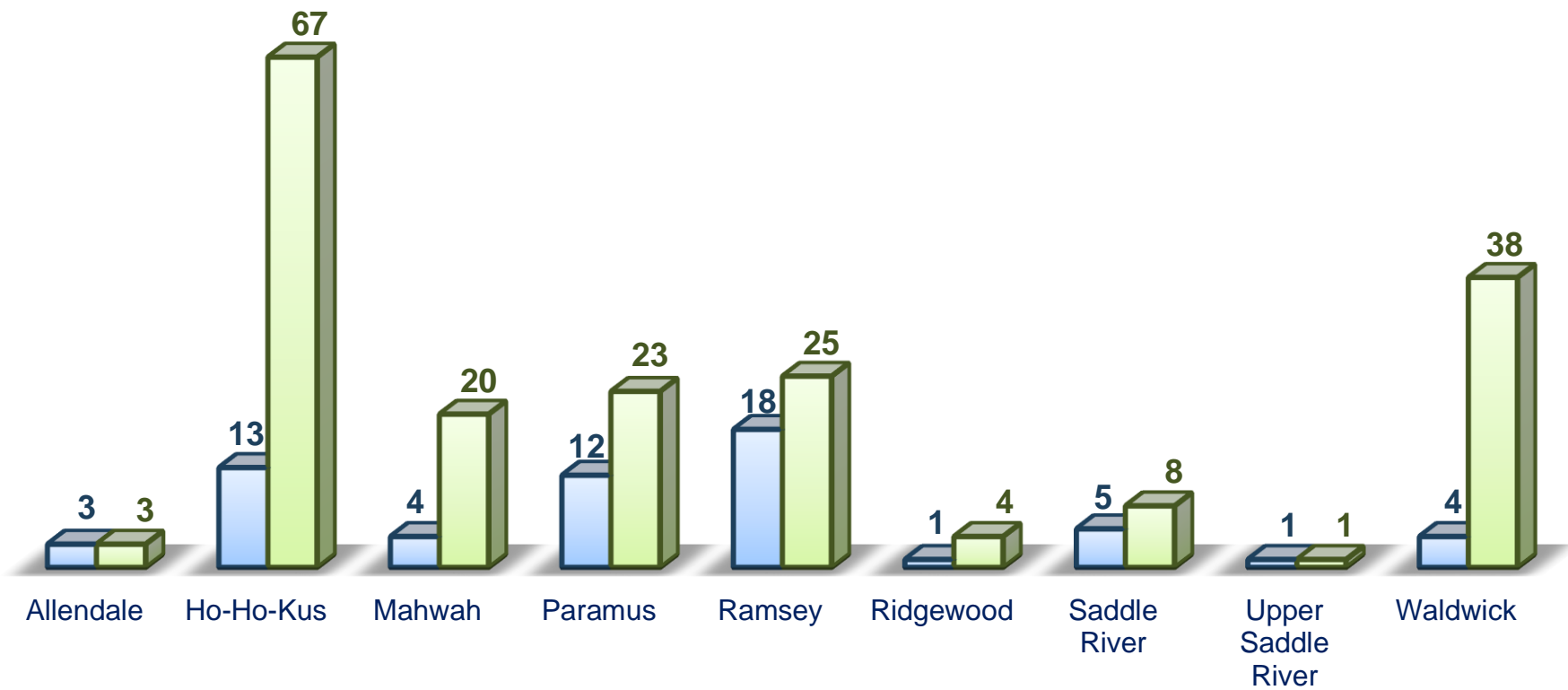
| | | | | | | | | |
|-----------------|---|---|-----------------|---|---|----------------|---|----|
| Bellville | 1 | 1 | Washington Twp. | 3 | 3 | Lyndhurst | 7 | 8 |
| Fair Lawn | 1 | 1 | Emerson | 2 | 5 | Bloomfield | 1 | 1 |
| Glen Ridge | 1 | 1 | Pompton Plains | 2 | 5 | Newark | 2 | 10 |
| Nutley | 1 | 1 | Westwood | 4 | 5 | Suffern | 4 | 19 |
| Midland Park | 1 | 2 | Hillsdale | 3 | 6 | Wyckoff | 3 | 23 |
| Short Hills | 1 | 2 | Oradell | 2 | 6 | Stockholm | 1 | 39 |
| East Rutherford | 2 | 3 | Park Ridge | 4 | 7 | Woodcliff Lake | 4 | 43 |



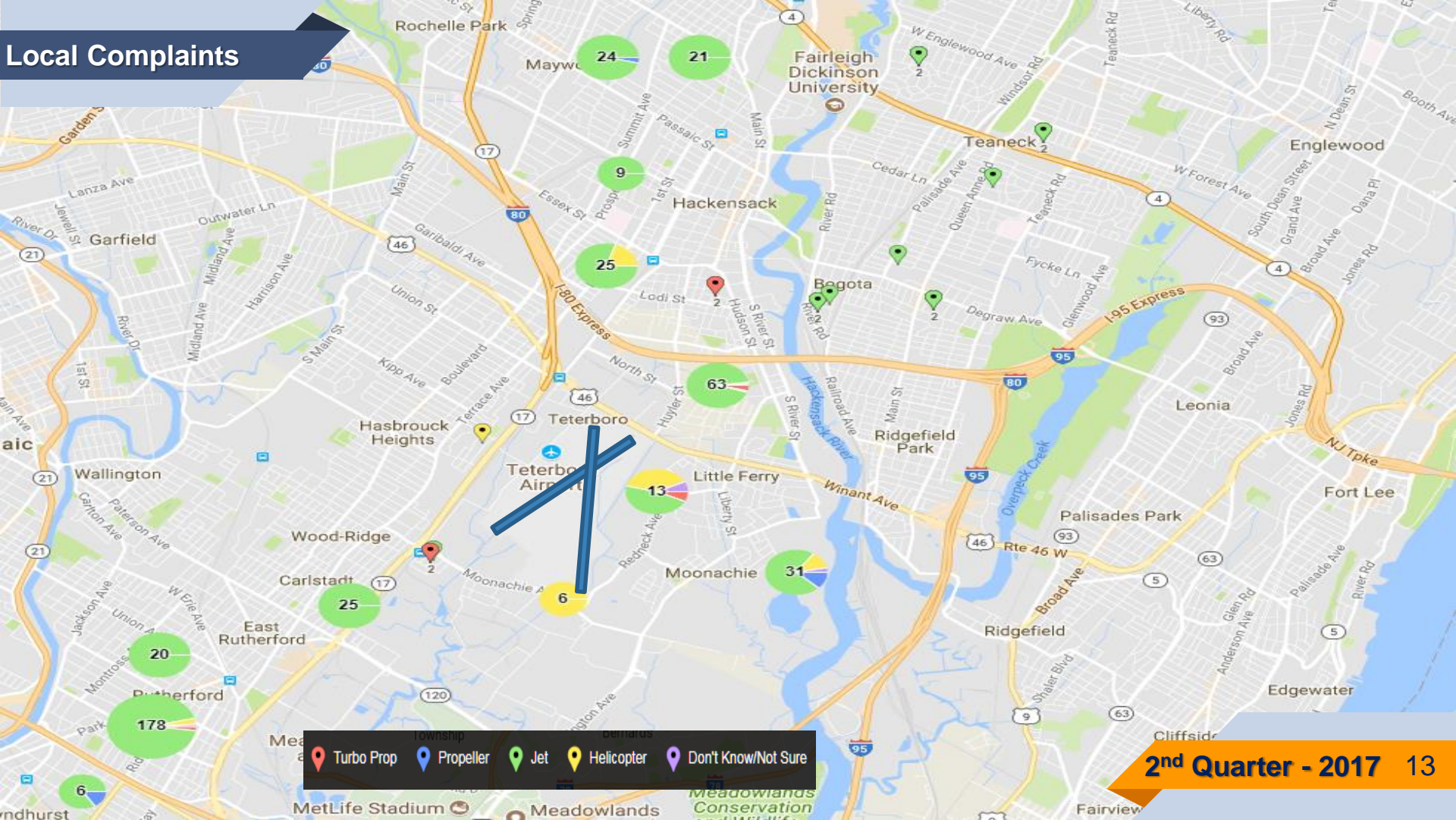
Complaints - Half Year - 2017

Northern Towns

Complainants Complaints

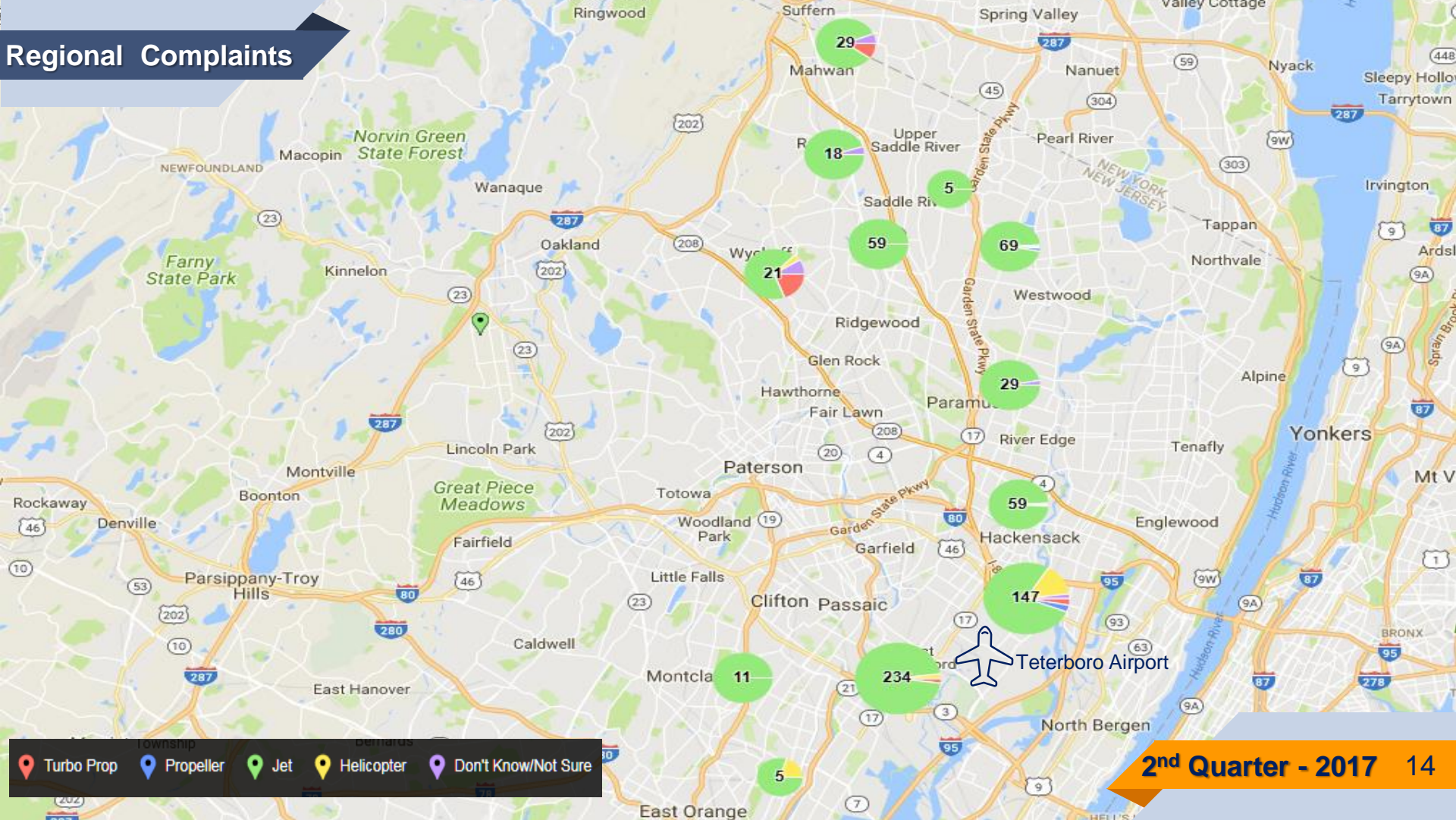


Local Complaints



- Turbo Prop
- Propeller
- Jet
- Helicopter
- Don't Know/Not Sure

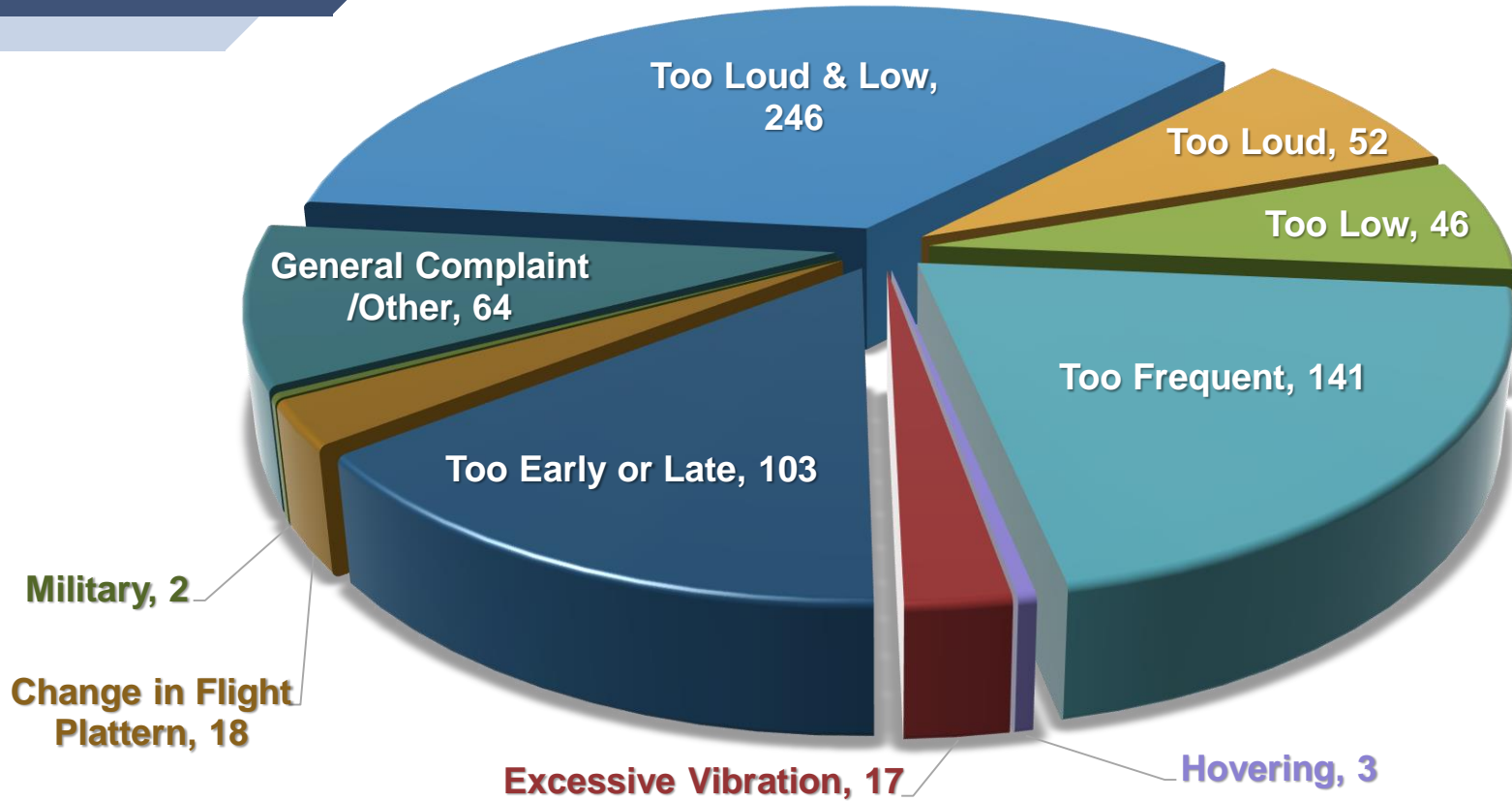
Regional Complaints

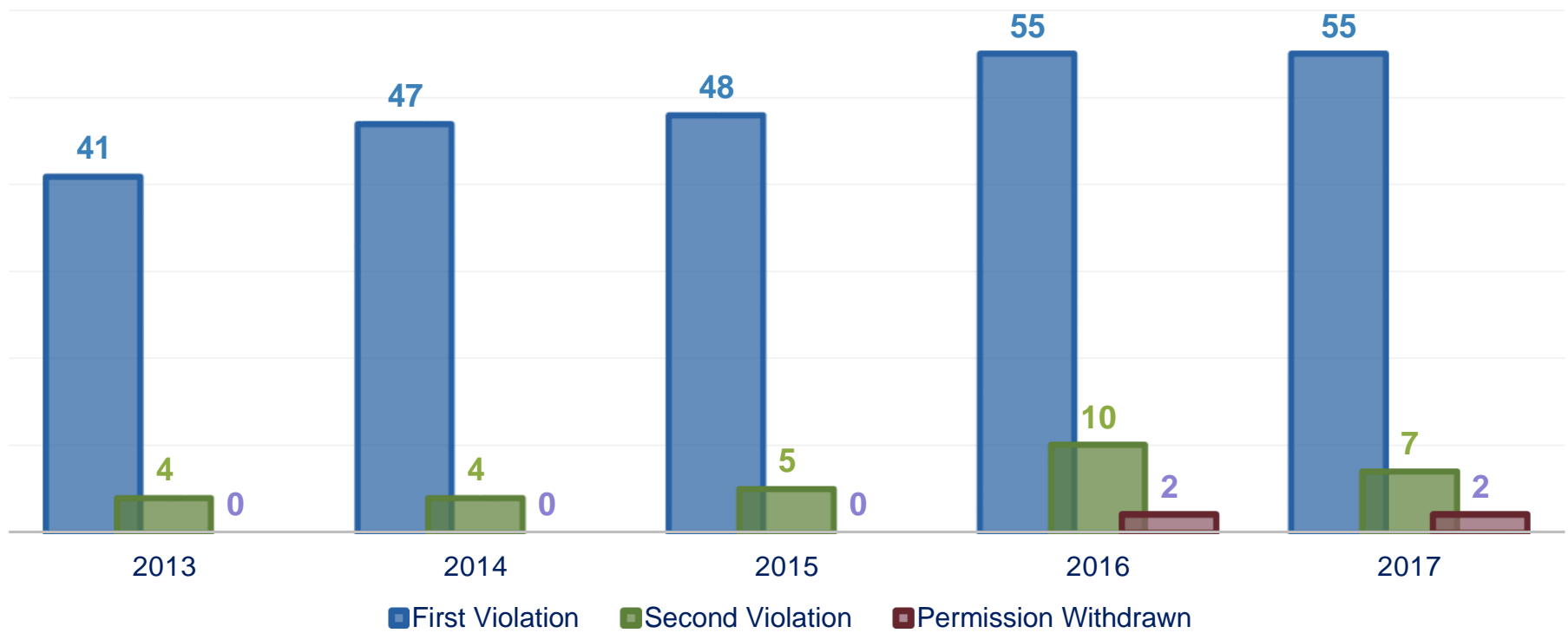


Township

City/Town/Village

- Turbo Prop
- Propeller
- Jet
- Helicopter
- Don't Know/Not Sure







Thank you for your Attendance



▪The next TANAAC meeting is scheduled for:

Wednesday, October 25, 2017 at 7:00p.m.