



TETERBORO AIRCRAFT NOISE ABATEMENT ADVISORY COMMITTEE

2021 HALF YEAR REPORT

Gabriel Andino

Manager
Noise Abatement &
Environmental Compliance

Michael Fiscus

Asst. Manager
Noise Abatement &
Environmental Compliance

Zachary Miller

Specialist
Noise Abatement &
Environmental Compliance

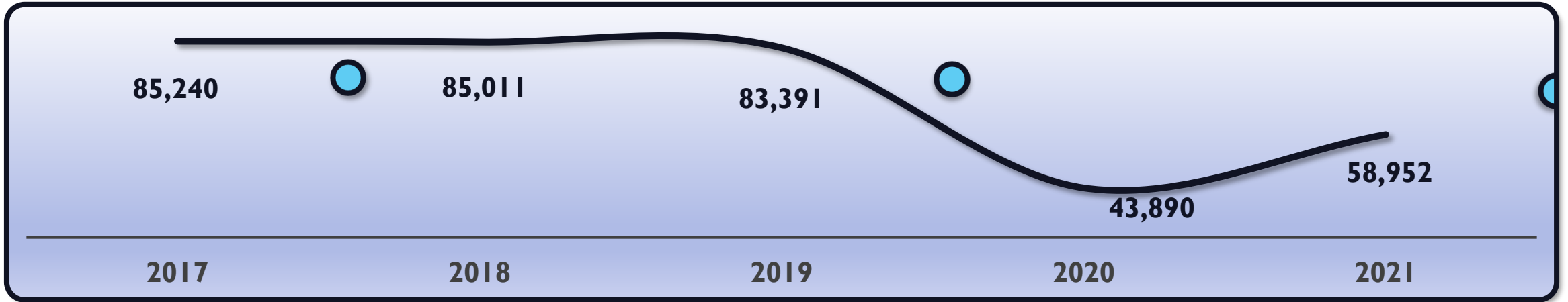
**TETERBORO
AIRCRAFT
NOISE
ABATEMENT
ADVISORY
COMMITTEE**

2021 Half Year Report
July 28, 2021

- **Introduction**
- **Statistical Report – Half Year 2021**
 - Aircraft Activity
 - Aircraft Noise Violations
 - Noise Readings
 - Noise Complaints
- **Committee Comments / Questions**
- **Discussion Items**
 - 14 CFR Part 150 Study Update – Ayo Olanipekun
 - FAA RNAV (GPS) X Runway 19 Offset Procedure
 - Confirmation Vote for Co-Chairperson
- **Adjournment**

AIRPORT ACTIVITY REPORT

JANUARY – JUNE 2021

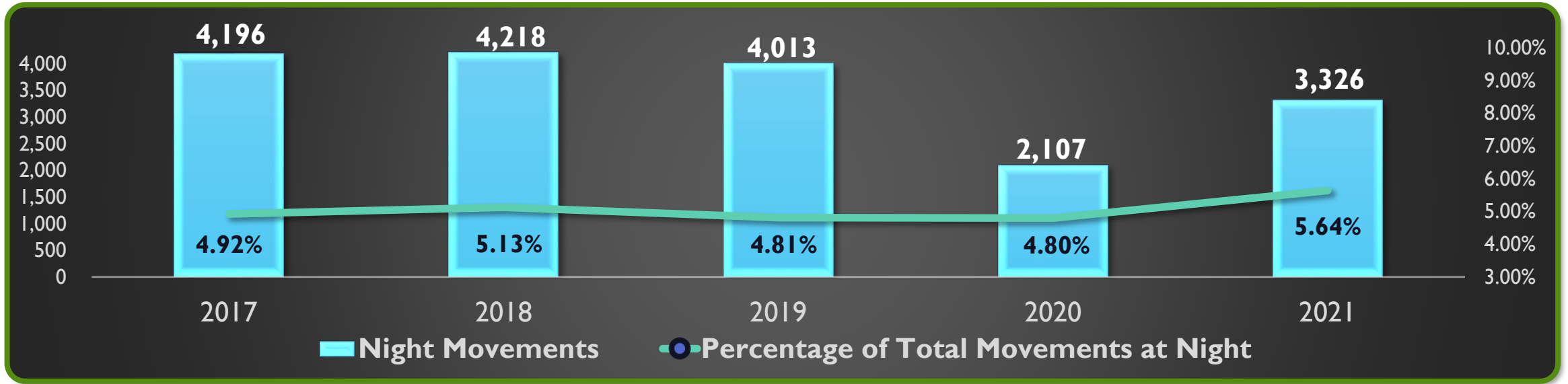


Movements	2017	2018	2019	2020	2021	2018/2019	2019/2020	2020/2021	2019/2021
Props	2,402	2,084	2,195	935	1,880	5.33%	-57.40%	101.07%	-14.35%
Turbo-Props	5,039	6,044	5,882	2,699	4,019	-2.68%	-54.11%	48.91%	-31.67%
Helicopters	6,199	4,049	3,929	1,509	1,429	-2.96%	-61.59%	-5.30%	-63.63%
Jets	71,252	72,493	70,909	38,590	51,392	-2.19%	-45.58%	33.17%	-27.52%
Totals:	85,240	85,011	83,391	43,890	58,952	-1.91%	-47.37%	34.32%	-29.31%

❖ Total Aircraft Movements are Inclusive of Missed Approaches and Aborted Take-Offs.

AIRPORT ACTIVITY REPORT

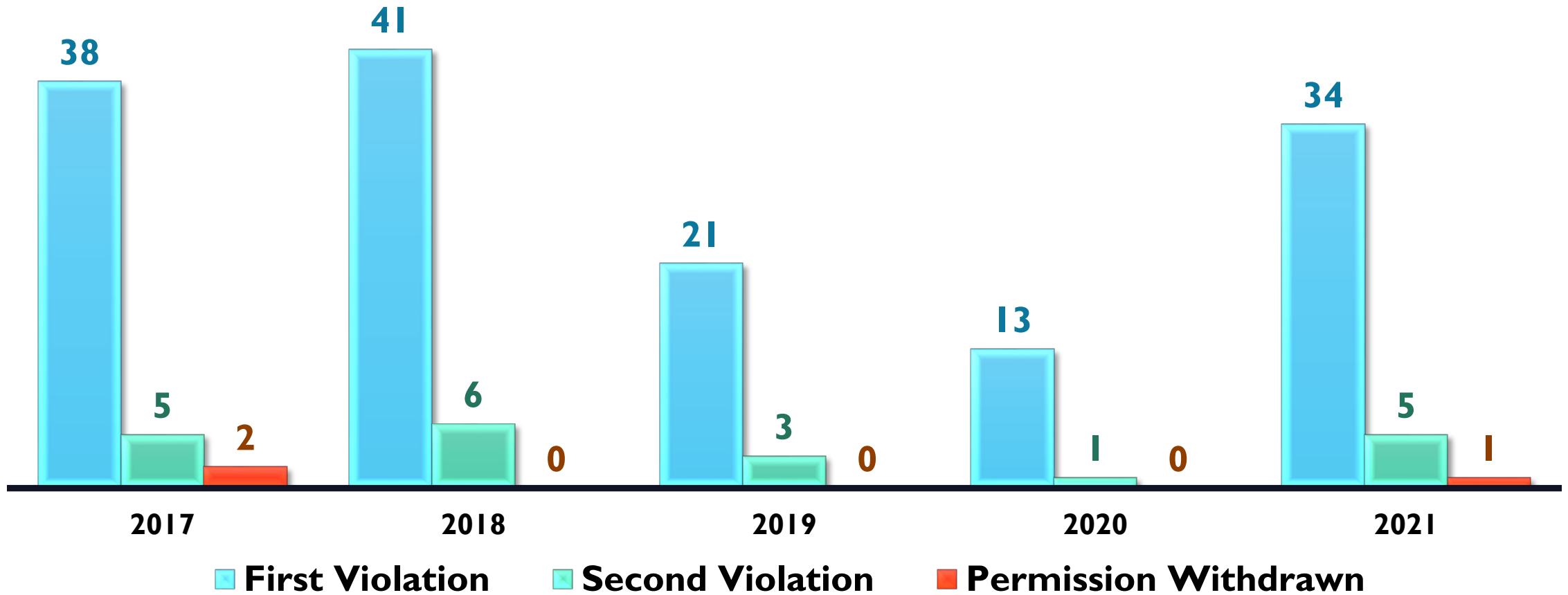
JANUARY - JUNE 2021 (11:00P.M. – 6:00A.M.)



Year	Nighttime Aircraft Movements	Total Aircraft Movements	% of Total Movements at Night
2017	4,196	85,240	4.92%
2018	4,218	82,297	5.13%
2019	4,013	83,391	4.81%
2020	2,107	43,890	4.80%
2021	3,326	58,952	5.64%

NOISE VIOLATIONS

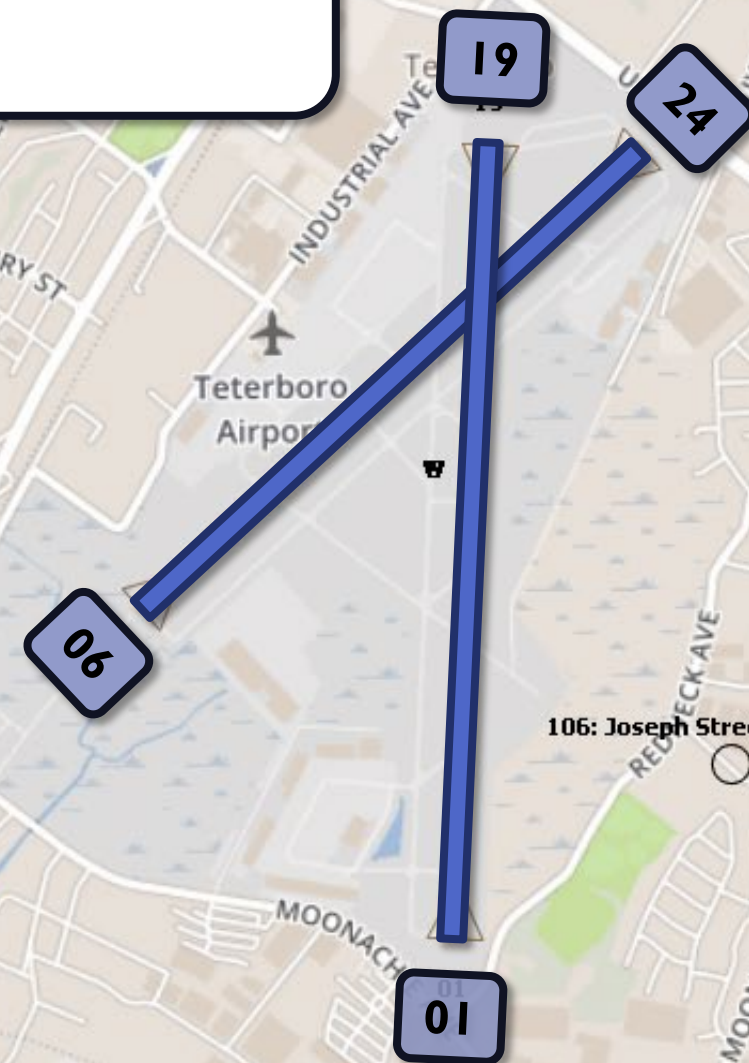
JANUARY – JUNE 2021



RUNWAY UTILIZATION

JANUARY – JUNE 2021

		Arrivals		Departures		Totals	
Runways	I	2,460	8.26%	11,923	40.87%	14,383	24.40%
	19	13,014	43.70%	1,035	3.55%	14,049	23.83%
	6	10,521	35.33%	911	3.12%	11,432	19.39%
	24	3,063	10.29%	14,603	50.05%	17,666	29.97%
Helicopter Routes	N	55	0.18%	47	0.16%	102	0.17%
	E	70	0.24%	58	0.20%	128	0.22%
	S	539	1.81%	513	1.76%	1,052	1.78%
	W	56	0.19%	57	0.20%	113	0.19%
Total Operations: 58,952							



LDN(A)

JAN – JUN 2021

RMS I03

Prospect Ave.-Hackensack

2020	57.8
2021	59.4
Change:	+1.6

RMS I04

Park St.-Hackensack

2020	49.6
2021	52.3
Change:	+2.7

RMS I05

Bogota High School-Bogota

2020	46.6
2021	47.3
Change:	+0.7

RMS I02

Hamilton St.-Hasbrouck Hts.

2020	33.8
2021	37.3
Change:	+3.5

RMS I01

7th & Barry-Carlstadt

2020	54.5
2021	56.6
Change:	+2.1

RMS I06

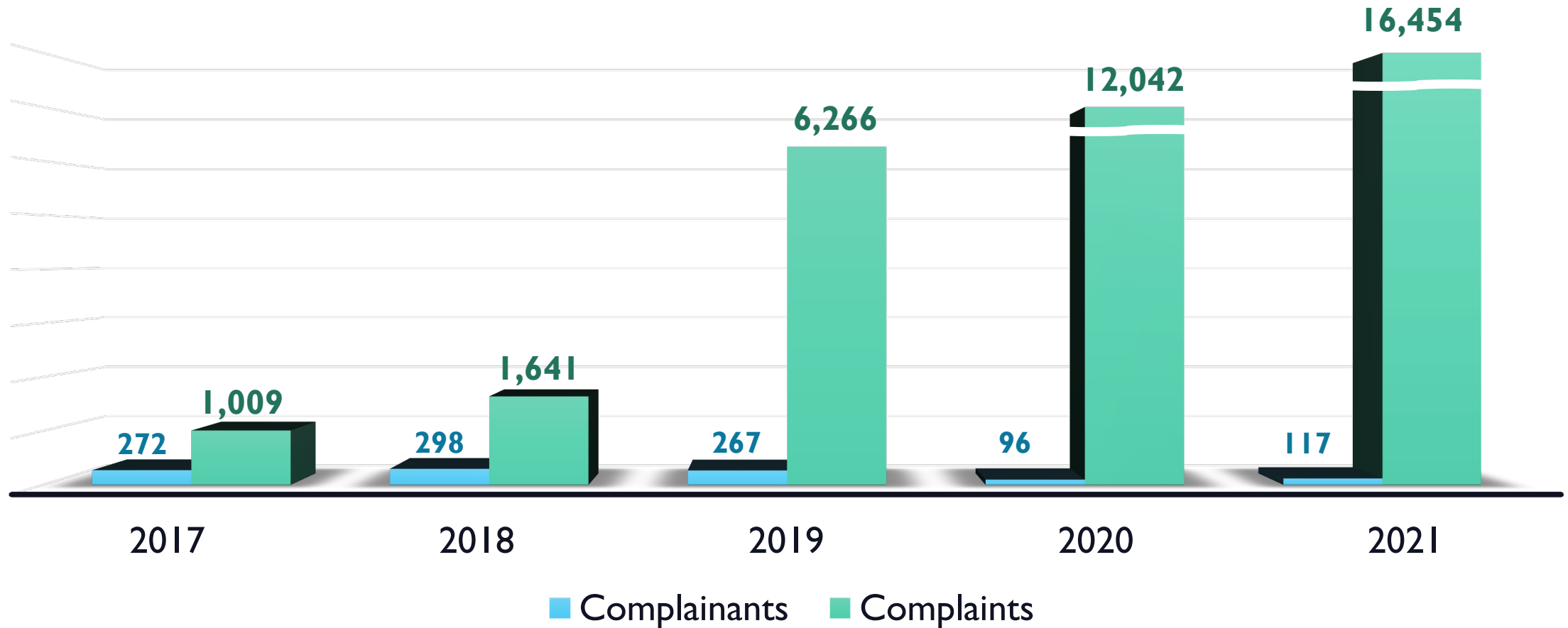
Joseph St.-Moonachie

2020	47.1
2021	50.9
Change:	+3.8

❖ LDN(A) = Day/Night Aircraft Noise Average

NOISE COMPLAINTS

JANUARY – JUNE 2021

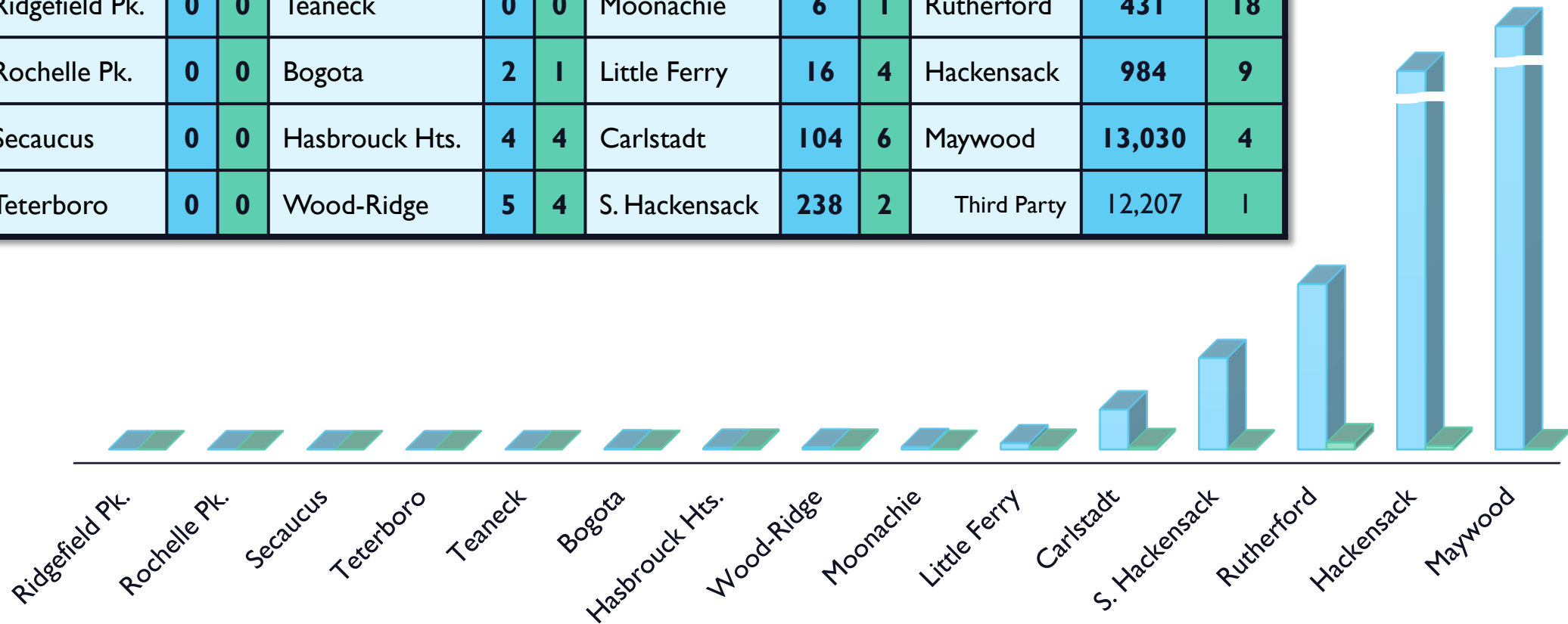


❖ Third Party Applications Logged 12,376 Complaints from 5 Callers for the half year 2020.

NOISE COMPLAINTS: TANAAC MEMBERS

JANUARY – JUNE 2021

Ridgefield Pk.	0	0	Teaneck	0	0	Moonachie	6	1	Rutherford	431	18
Rochelle Pk.	0	0	Bogota	2	1	Little Ferry	16	4	Hackensack	984	9
Secaucus	0	0	Hasbrouck Hts.	4	4	Carlstadt	104	6	Maywood	13,030	4
Teterboro	0	0	Wood-Ridge	5	4	S. Hackensack	238	2	Third Party	12,207	1



 Complaints

 Complainants

NOISE COMPLAINTS: NON-TANAAC

JANUARY – JUNE 2021


Allendale	16	2	Lyndhurst	745	2	Rye Brook	1	1
Bloomfield	2	1	Mahwah	24	3	Saddle River	29	2
Branchburg	1	1	Maplewood	4	2	Somerville	2	1
Cedar Grove	1	1	Montclair	4	1	South Plainfield	10	1
Clifton	1	1	New Providence	1	1	Tenaflly	1	1
Cresskill	1	1	Newark	2	1	Washington Twp.	1	1
East Rutherford	1	1	North Bergen	1	1	Warwick	65	1
Fort Lee	8	1	Nutley	5	2	Third Party	3	1
Franklin Lakes	1	1	Paramus	24	3	West Harrison	1	1
Glen Ridge	2	1	Park Ridge	4	3	Westwood	12	3
Harrison	1	1	Passaic	1	1	Woodcliff Lake	182	4
Haskell	2	1	Purchase	14	6	Third Party	165	2
Hillsdale	6	3	Third Party	1	1			
Lodi	10	1	River Vale	2	1			

 Complaints

 Complainants

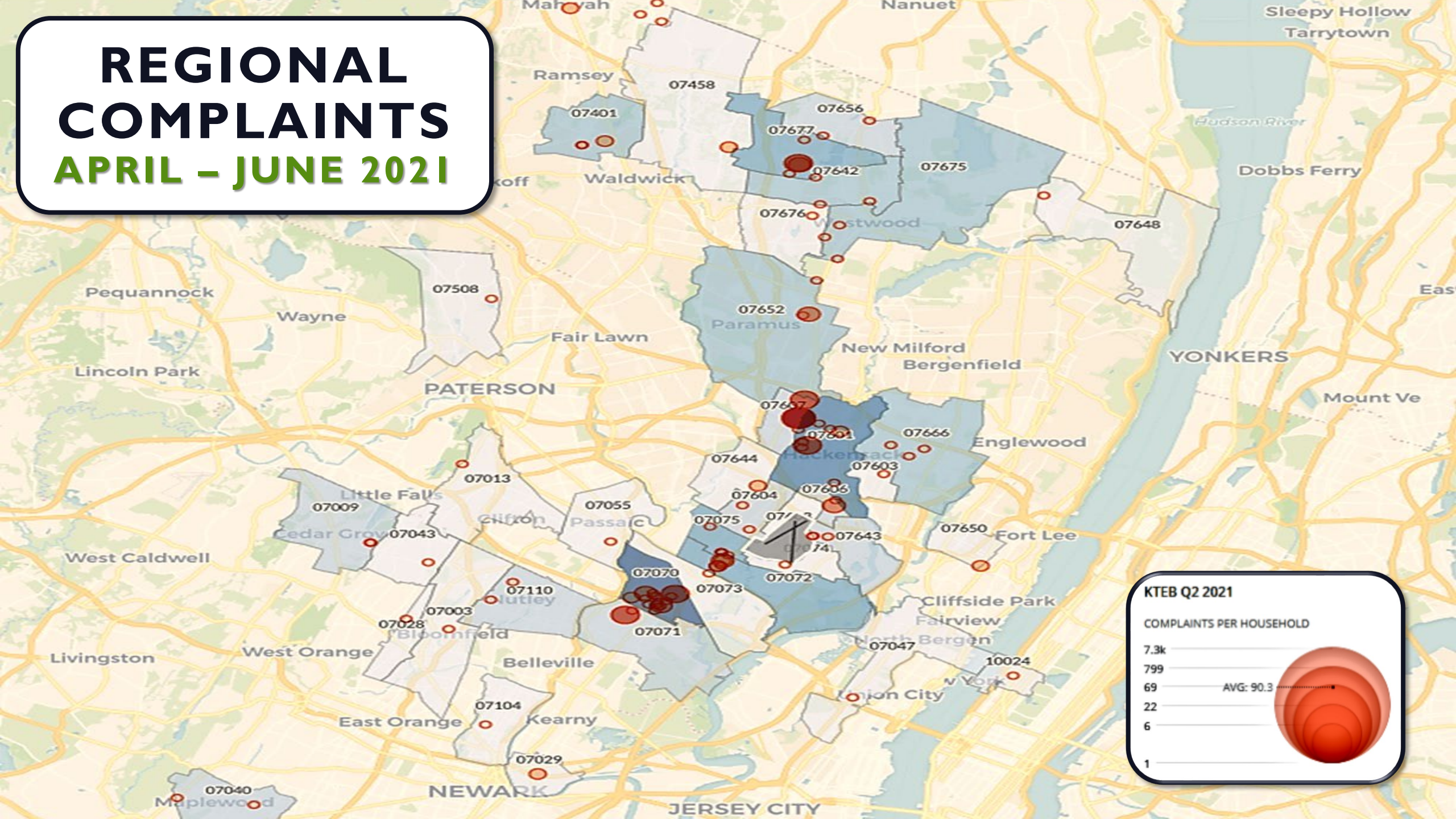
NOISE COMPLAINTS: NATURE OF DISTURBANCE

JANUARY – JUNE 2021



REGIONAL COMPLAINTS

APRIL – JUNE 2021



COMMITTEE COMMENTS / QUESTIONS





DISCUSSION ITEMS

- **14 CFR Part 150 Update**
 - Ayo Olanipekun
- **FAA RNAV (GPS) X Runway 19 Offset Procedure**
- **Confirmation Vote for Co-Chairperson**

THANK YOU FOR YOUR ATTENDANCE



**THE NEXT TANAAC MEETING IS SCHEDULED
FOR OCTOBER 27, 2021**