



Teterboro Airport Noise Abatement Advisory Committee

2019 Three Quarter Year Report

Gabriel Andino

Manager
Noise Abatement &
Environmental Compliance

Michael Fiscus

Asst. Manager
Noise Abatement &
Environmental Compliance

Zachary Miller

Specialist
Noise Abatement &
Environmental Compliance

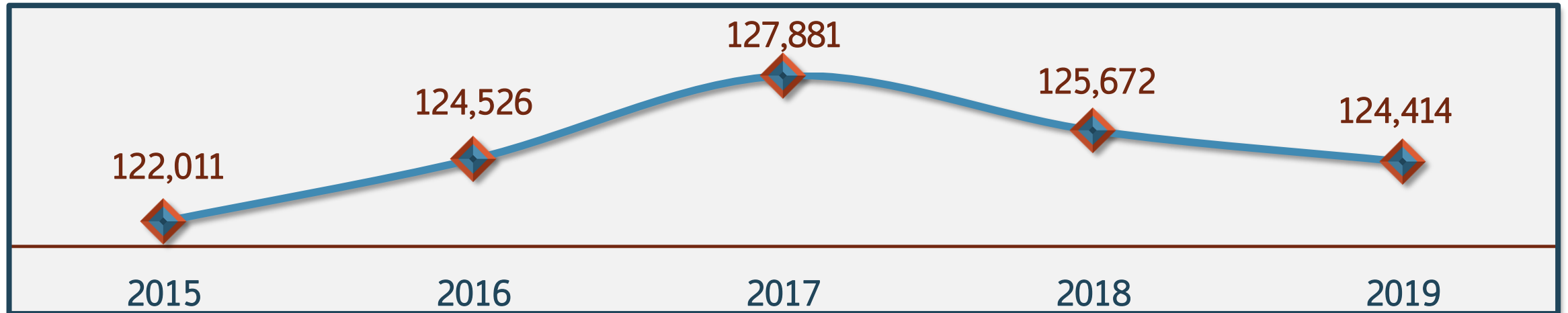
Teterboro Aircraft Noise Abatement Advisory Committee

October 30, 2019

- Introduction
- Noise Abatement Manager's Report
 - Aircraft Activity
 - Noise Violations
 - Noise Readings
 - Noise Complaints
- Discussion Items
 - 14 CFR Part 150 Study (www.panynjpart150.com)
 - FAA Update
- General Discussion
- Adjournment

Airport Activity Report

January – September

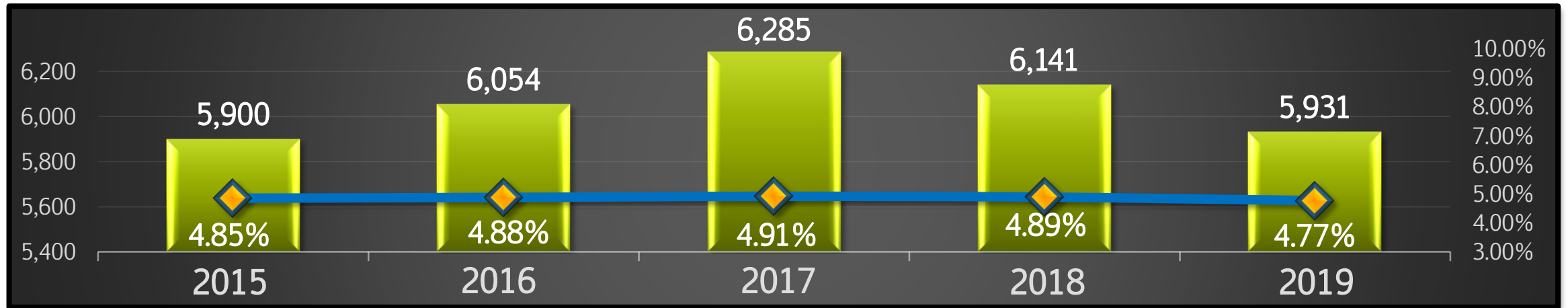


Movements	2015	2016	2017	2018	2019	2015/2016	2016/2017	2017/2018	2018/2019
Props	5,006	4,753	4,261	3,562	3,887	-5.05%	-10.35%	-16.40%	9.12%
Turbo-Props	10,157	11,196	11,407	10,688	10,638	10.23%	1.88%	-6.30%	-0.47%
Helicopters	6,439	8,534	7,415	6,213	5,959	32.54%	-13.11%	-16.21%	-4.09%
Jets	100,049	99,663	104,373	104,717	103,342	-0.39%	4.73%	0.33%	-1.31%
Totals:	122,011	124,526	127,881	125,672	124,414	2.06%	2.69%	-1.73%	-1.00%

❖ Total Aircraft Movements are Inclusive of Missed Approaches and Aborted Take-Offs.

Airport Activity Report

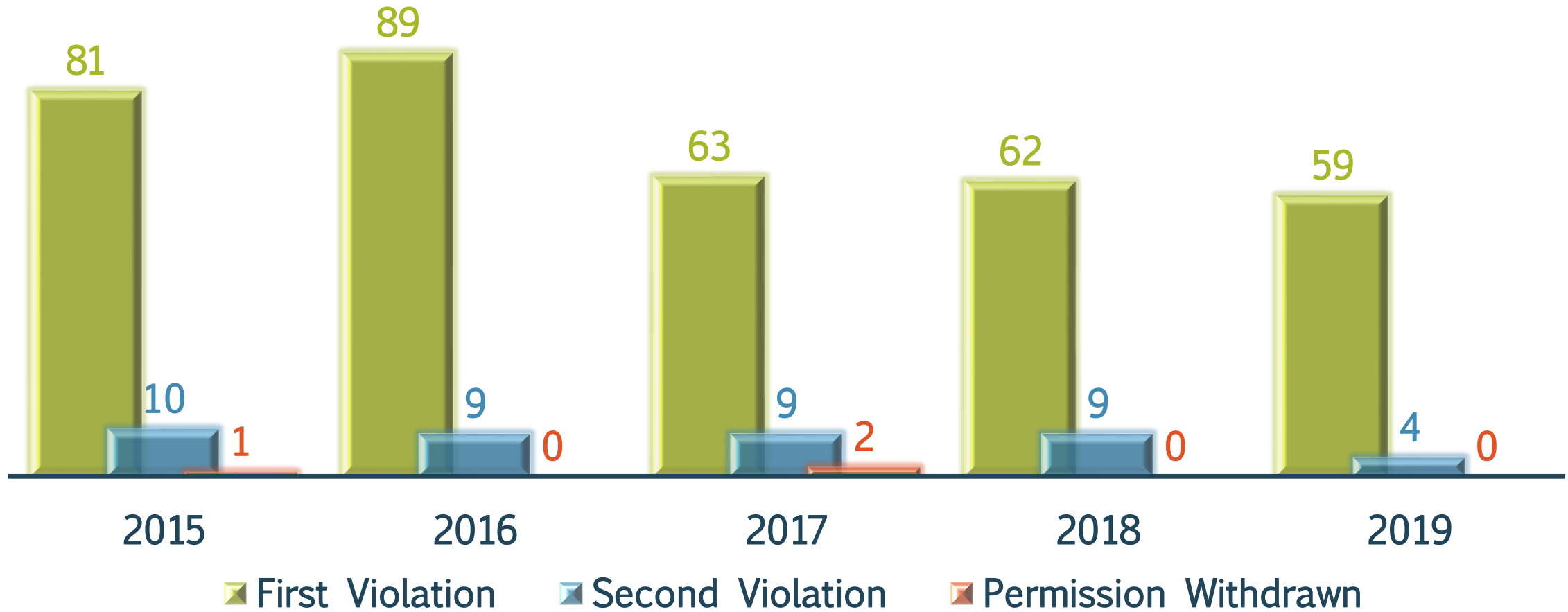
January – September (11:00pm-6:00am)



Year	Night Time Aircraft Movements	Total Aircraft Movements	% of Total Movements at Night
2015	5,900	121,651	4.85%
2016	6,054	124,146	4.88%
2017	6,285	127,881	4.91%
2018	6,141	125,672	4.89%
2019	5,931	124,414	4.77%

Noise Violations

January - September



LDN(A)

Jan.-Sep. 2019

RMS 103	
2018	63.3
2019	61.4
Change:	-1.9

RMS 104	
2018	52.4
2019	52.4
Change:	-

RMS 102	
2018	37.2
2019	35.9
Change:	-1.3

RMS 105	
2018	48.9
2019	49.0
Change:	+0.1

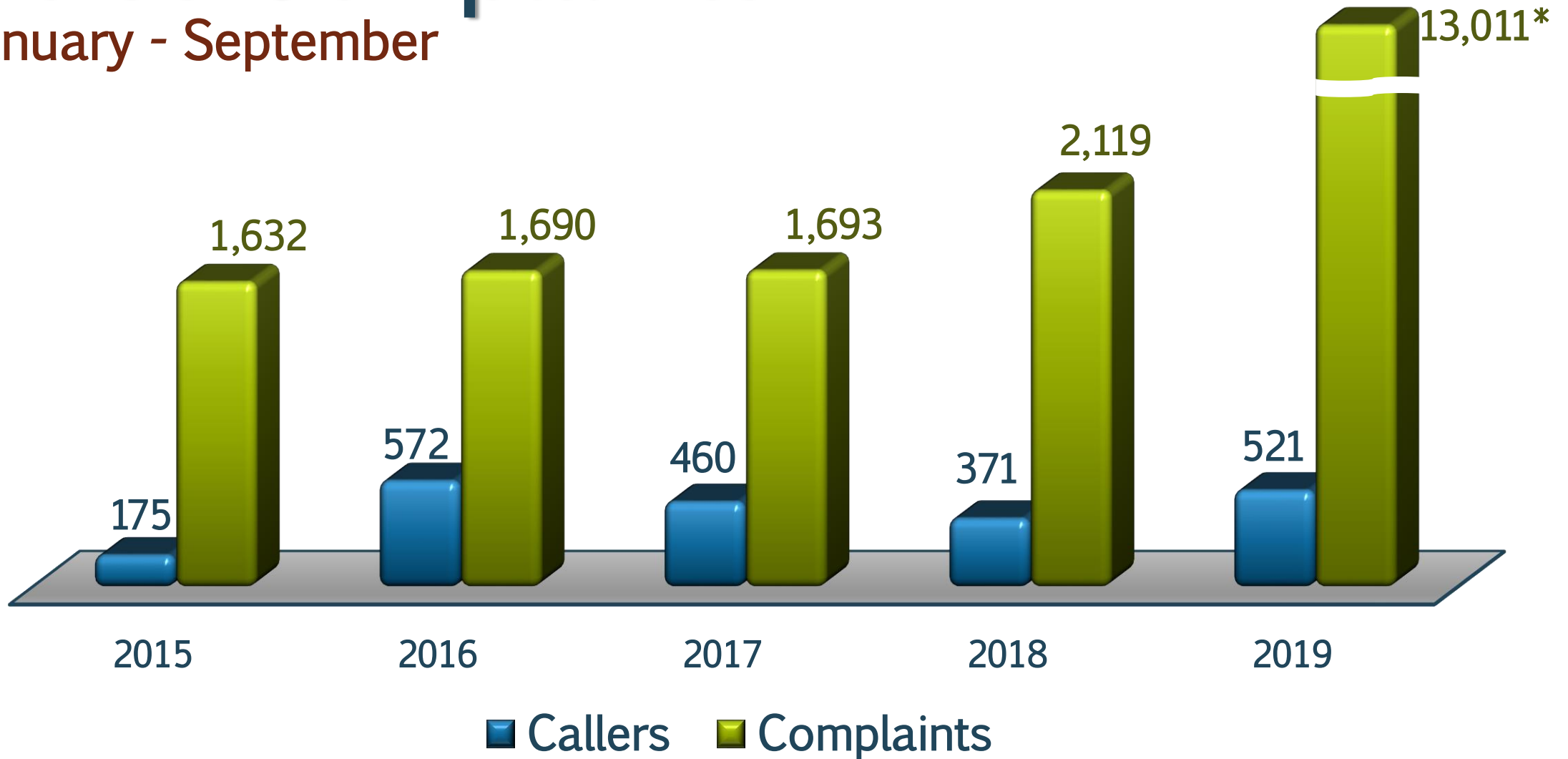
RMS 101	
2018	57.9
2019	57.7
Change:	-0.2

RMS 106	
2018	49.1
2019	50.8
Change:	+1.7

❖ LDN(A) = Day/Night Aircraft Noise Average

Noise Complaints

January - September

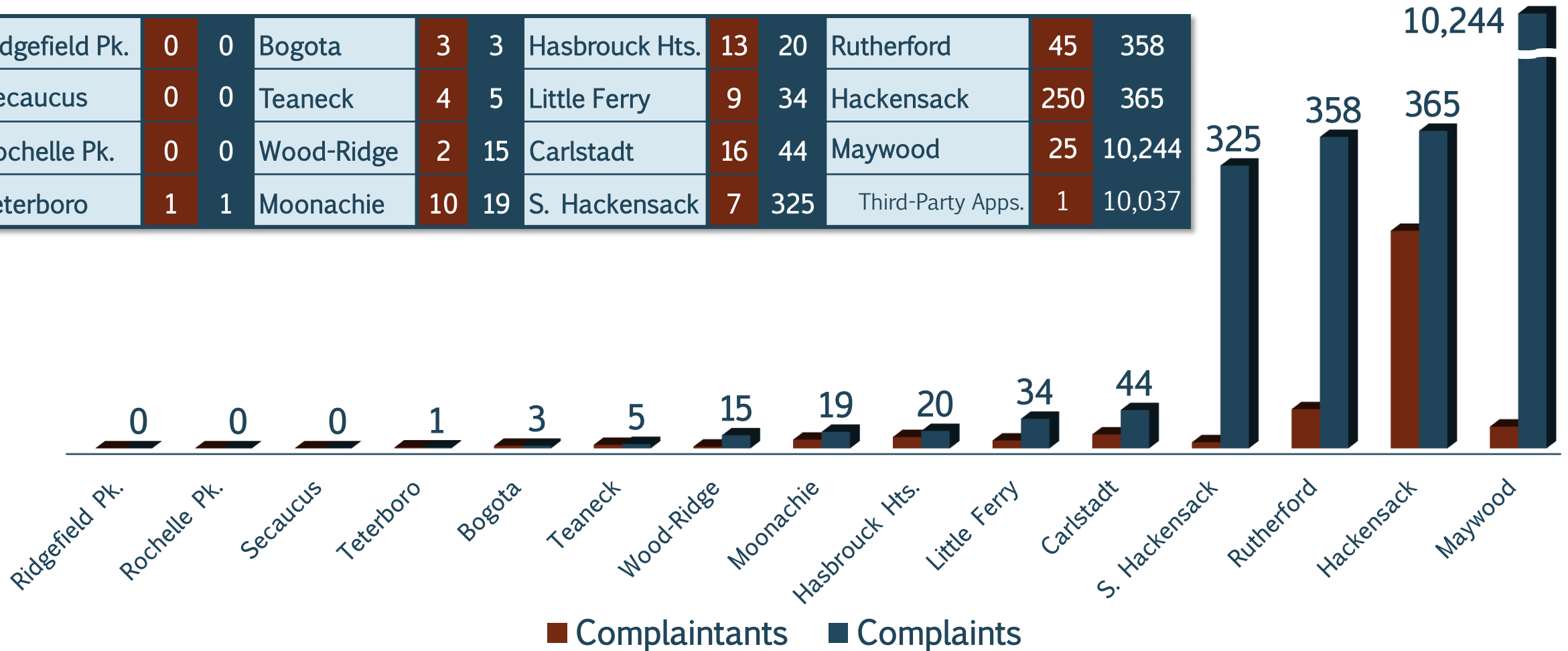


❖ Third Party Applications Logged 10,649 complaints by 6 complainants.

Noise Complaints: TANAAAC Members

January – September 2019

Ridgefield Pk.	0	0	Bogota	3	3	Hasbrouck Hts.	13	20	Rutherford	45	358
Secaucus	0	0	Teaneck	4	5	Little Ferry	9	34	Hackensack	250	365
Rochelle Pk.	0	0	Wood-Ridge	2	15	Carlstadt	16	44	Maywood	25	10,244
Teterboro	1	1	Moonachie	10	19	S. Hackensack	7	325	Third-Party Apps.	1	10,037



Noise Complaints: Non-TANAAC

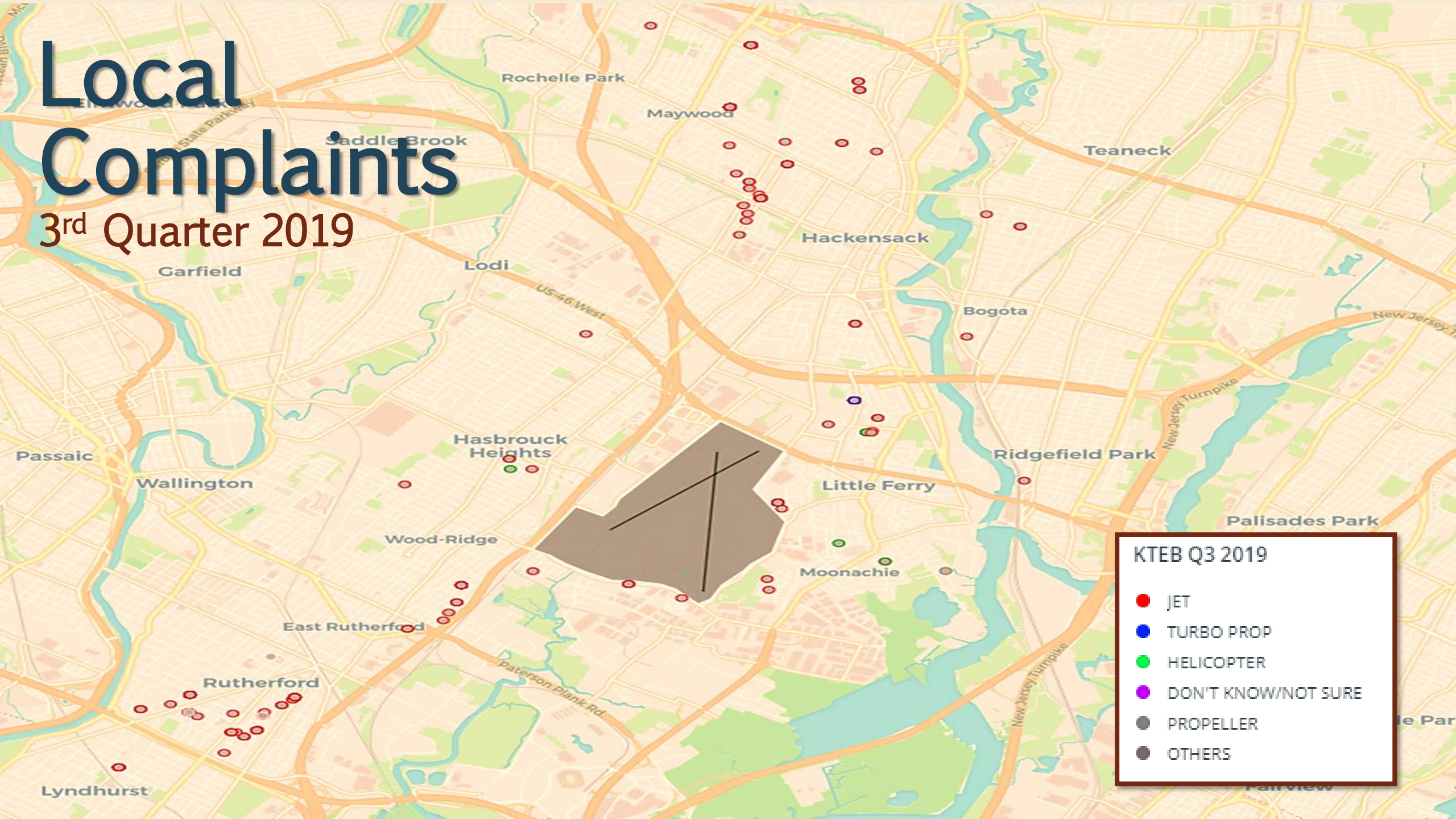
January – September 2019

Belleville	1	1	Tenaflly	1	1	Bloomfield	1	4	Glen Ridge	3	12
Chappaqua	1	1	Waldwick	1	1	Hillsdale	2	4	Washington Twp.	6	12
Denville	1	1	Kinnelon	1	2	Park Ridge	2	4	Paramus	10	16
Essex Fells	1	1	North Bergen	1	2	Montclair	4	4	Franklin Lakes	3	26
Hawthorne	1	1	East Orange	2	2	Nutley	4	4	Third-Party Apps.	1	12
Lodi	1	1	Upper Montclair	2	2	Passaic	1	5	Lyndhurst	4	31
Mountainside	1	1	Unspecified	2	2	East Rutherford	4	5	Oradell	3	33
New Hyde Park	1	1	Ho-Ho-Kus	1	3	Ridgefield	6	6	Westfield	3	67
North Arlington	1	1	Maplewood	1	3	Wyckoff	1	8	Third-Party Apps.	1	61
Ridgewood	1	1	Newark	2	3	Cedar Grove	3	9	Allendale	2	314
Rockaway, NJ	1	1	Ramsey	2	3	Mahwah	4	9	Woodcliff Lake	31	957
Short Hills	1	1	Saddle River	2	3	Westwood	9	9	Third-Party Apps.	3	539

 Number of Complainants  Number of Complaints

Local Complaints

3rd Quarter 2019

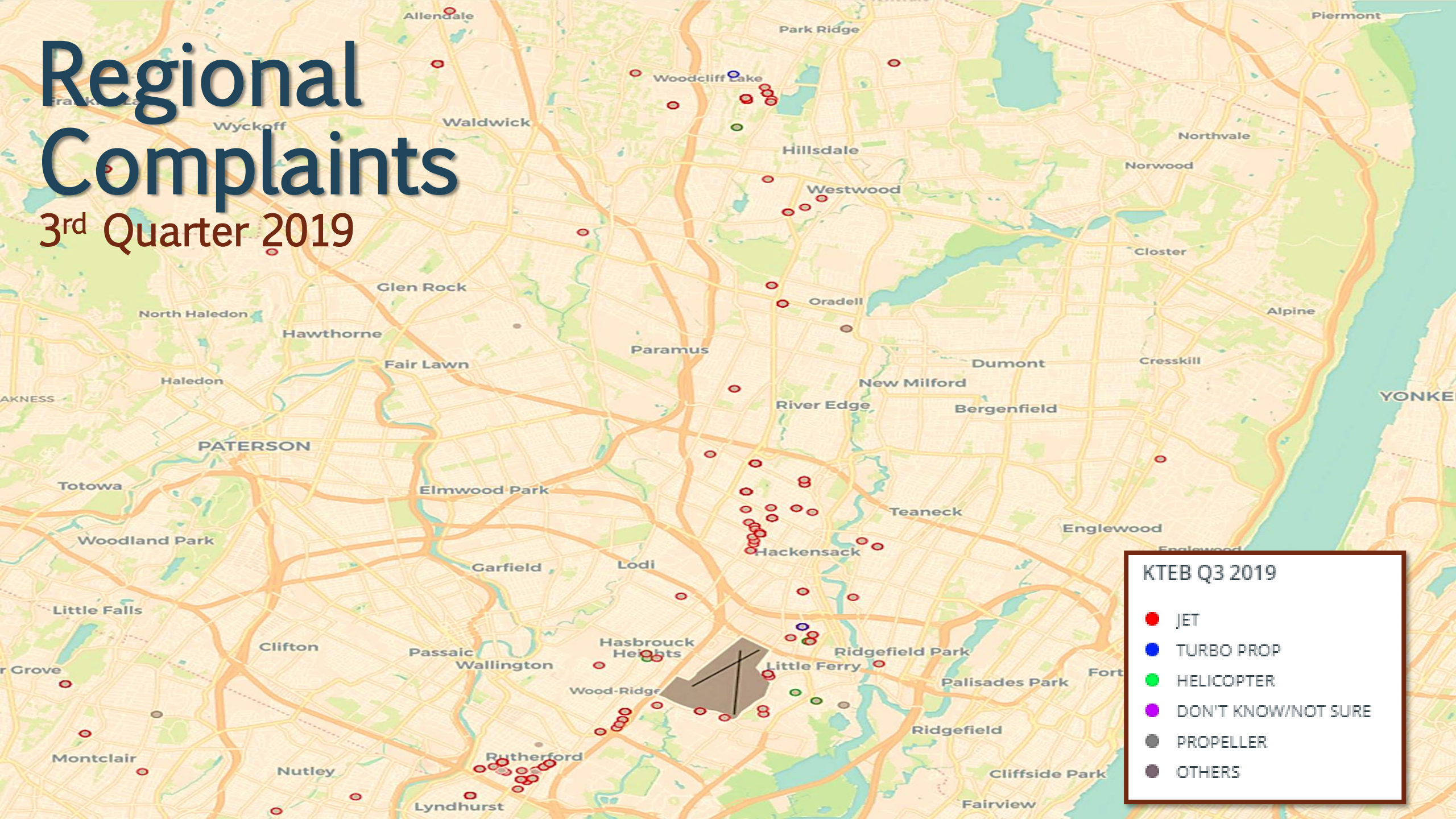


KTEB Q3 2019

- JET
- TURBO PROP
- HELICOPTER
- DON'T KNOW/NOT SURE
- PROPELLER
- OTHERS

Regional Complaints

3rd Quarter 2019

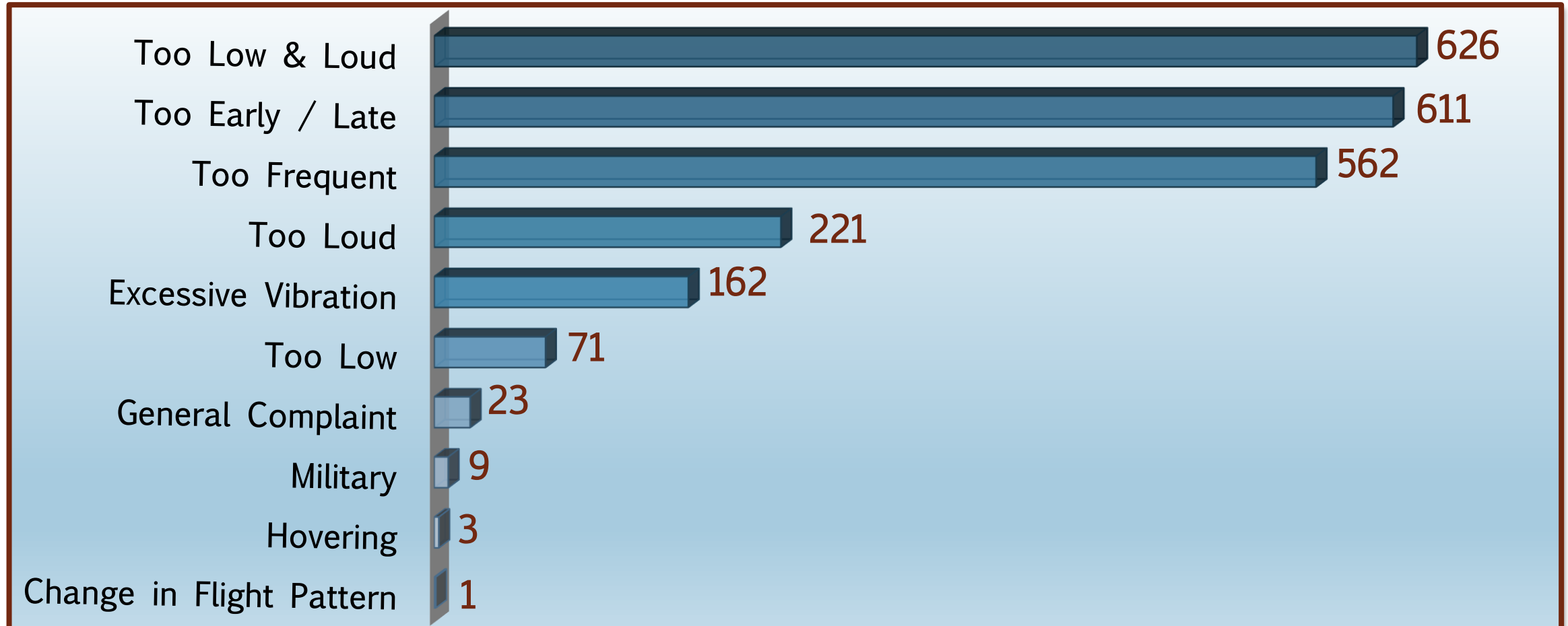


KTEB Q3 2019

- JET
- TURBO PROP
- HELICOPTER
- DON'T KNOW/NOT SURE
- PROPELLER
- OTHERS

Noise Complaints: Nature of Disturbance

January – September 2019



❖ “Too Low & Too Loud” complaint totals do not include the 10,649 complaints filed by Third-Party Applications.

Discussion Items:

- 14 CFR Part 150 Study (www.PANYNJpart150.com)
- FAA Update



Thank You For Your Attendance

A white twin-engine turboprop aircraft is shown from a low angle, parked on a runway. The aircraft is illuminated by warm, golden light, likely from the setting or rising sun, creating a soft glow on its fuselage and engines. The background is a blurred sky and airport structures, suggesting an evening or early morning setting.

The Next TANAAC Meeting is Scheduled for:
January 22, 2020 at 7:00p.m.