



Teterboro Aircraft Noise Abatement Advisory Committee

2021 Three Quarter Year Report

Gabriel Andino

Manager
Noise Abatement &
Environmental Compliance

Michael Fiscus

Assistant Manager
Noise Abatement &
Environmental Compliance

Zachary Miller

Specialist
Noise Abatement &
Environmental Compliance

Teterboro

Aircraft

Noise

Abatement

Advisory

Committee

- **Introduction**
- **Discussion Items**
 - FAA RNAV (GPS) X Runway 19 Offset Approach
 - 14 CFR Part 150 Study Update – Ayo Olanipekun
- **Statistical Report – 3/4 Year 2021**
 - Aircraft Activity
 - Aircraft Noise Violations
 - Noise Readings
 - Noise Complaints
- **Committee Comments / Questions**
- **Retirement – Gary Palm**
- **Adjournment**

October 27, 2021

Brief Overview

Teterboro Aircraft Noise Abatement Advisory Committee

TANAAC was established on February 26, 1987

The main purpose of the committee is to establish a meaningful dialogue between the airport community and the residential communities.

The primary goal was to enhance the quality of life of the residents of local communities while insuring the efficient operation of the airport.

TANAAC is Comprised of:

- Locally Elected Officials:
 - Mayors (or a duly appointed alternate), State Assembly & Senate Members, and Members of Congress
- Bergen County Executive and Freeholder Chairperson
- Members of the Aviation Community
- Airport Manager - FAA Tower Manager
- Fixed Base Operators and Heads of Corporate Flight Departments

One vote per member with the exception of the Airport Manager who will only vote in the case of a tie.

The general public may attend as observers of the proceedings.

A copy of the TANAAC Overview, Membership, Mission Statement, and By-Laws, can be found in the provided packet along with an Introduction to “Understanding Aircraft Noise and its Measurement.”



Noise Abatement Rules

Maximum Noise Levels:

Runway 24:

- 80 dB(A) Between the hours of 2200L and 0700L
- 90 dB(A) Between the hours of 0700L and 2200L

Runway 01, 06, & 19:

- 95 dB(A) All Hours

Helicopter Departure Routes:

- 95 dB(A) All Hours

If a departure from Teterboro Airport exceeds the Maximum Noise Level associated with the runway used for departure, a violation shall be issued to the owner of the aircraft.

First and Second violations shall be kept for two years (from the date of the violation); upon the violations' second anniversary, it will be downgraded or expunged.

A Third Violation within a two-year period results in the permanent banishment of that aircraft from future operation at Teterboro Airport.



Discussion Items


- **FAA RNAV (GPS) X Runway 19 Offset Procedure**
- **14 CFR Part 150 Study Update**
 - Ayo Olanipekun – Part 150 Program Manager

RNAV (GPS) X Runway 19 Outreach to Airport Users

- FAA published a Letter to Airmen on June 21 advising pilots of new alternate approach
- NBAA published an article titled “Pilots Encouraged to Request RNAV X Approach for TEB Night Ops”. Article was sent to over 11,000 members.
- Teterboro Users Group (TUG) has posted updates on the procedure’s implementation as well as best practice guidance on their website and mailing list.
- Approach information was posted on the TEB Noise Office website.
- The TEB Noise Office distributed a bulletin with detailed approach information to over 5,000 aircraft operators.
- The TEB Noise Office updated the Flight Crew Handbook publication and mobile app to include the new approach procedure.
- A note about the availability of the new approach is included in landing fee invoices.
- TUG discussed the approach at their September 15th member meeting.

Airport Activity Report

January – September 2021

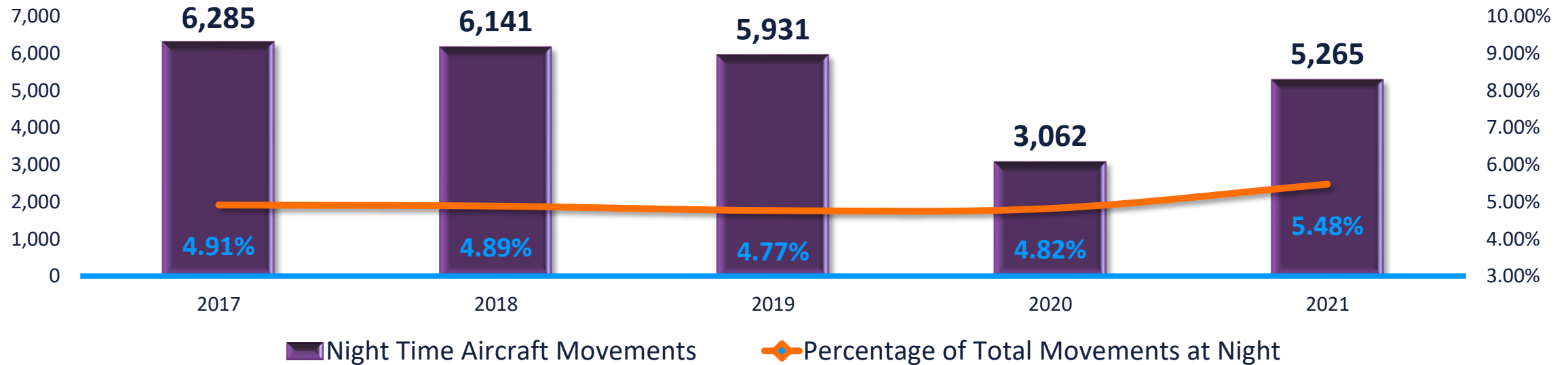


Movements	2017	2018	2019	2020	2021	2018/2019	2019/2020	2020/2021	2019/2021
Props	4,261	3,562	3,887	2,883	3,457	9.12%	-25.83%	19.91%	-11.06%
Turbo-Props	11,407	10,688	10,638	5,249	7,966	-0.47%	-48.97%	46.73%	-25.12%
Helicopters	7,415	6,213	5,959	2,045	2,668	-4.09%	-65.68%	30.46%	-55.23%
Jets	104,373	104,717	103,342	52,944	81,737	-1.31%	-48.77%	54.38%	-20.91%
Totals:	127,881	125,672	124,414	63,487	96,128	-1.00%	-48.97%	51.41%	-22.74%

❖ Total Aircraft Movements are Inclusive of Missed Approaches and Aborted Take-Offs.

Airport Activity Report

January - September 2021 (11:00p.m. – 6:00a.m.)



Year	Nighttime Aircraft Movements	Total Aircraft Movements	% of Total Movements at Night
2017	6,285	127,881	4.91%
2018	6,141	125,672	4.89%
2019	5,931	124,414	4.77%
2020	3,062	63,487	4.82%
2021	5,265	96,128	5.48%

Recent TEB Air Traffic Trends

June - September 2021

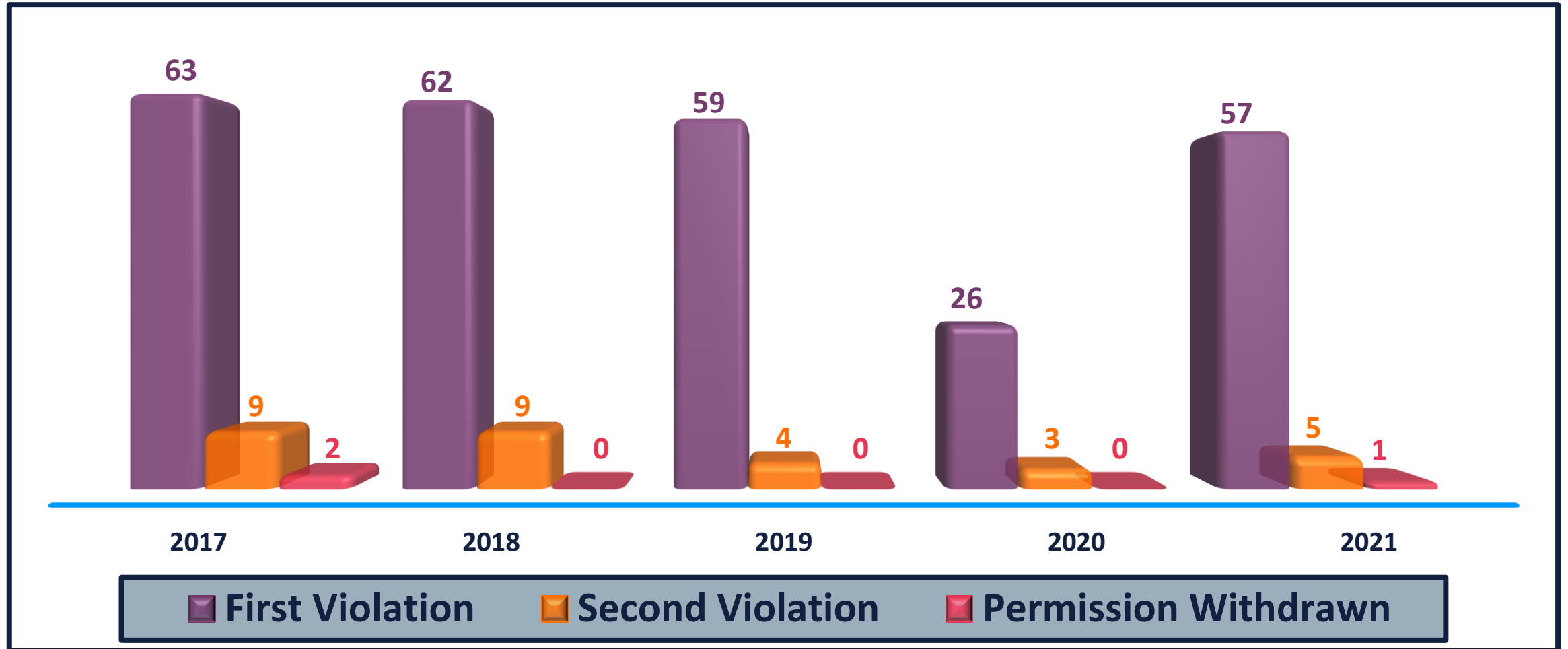
- Flight activity at TEB has begun to rebound from record low levels in 2020

TEB Average Daily Movements			
SEP 2019	APR 2020	SEP 2020	SEP 2021
530	45	232	444

- Runway 19 arrival usage was above average between June 2021 and September 2021
 - Runway 19 2020 annual arrival usage: **52%**
 - Runway 19 arrival usage June – September 2021: **72%**
- Increased arrival usage of Runway 19 due to weather and extended closure of Newark Liberty International Airport (EWR) Runway 4R/22L for construction. To reduce delays at EWR, Air Traffic Control operated in a “south flow” configuration as often as possible.
- Due to airspace overlap, TEB air traffic must operate in the same configuration as EWR, i.e., flights must depart and arrive in the same direction at both airports.
- EWR Runway 4R/22L was reopened September 27th. This runway will be closed on weeknights and during weekends through April 2022.

Noise Violations

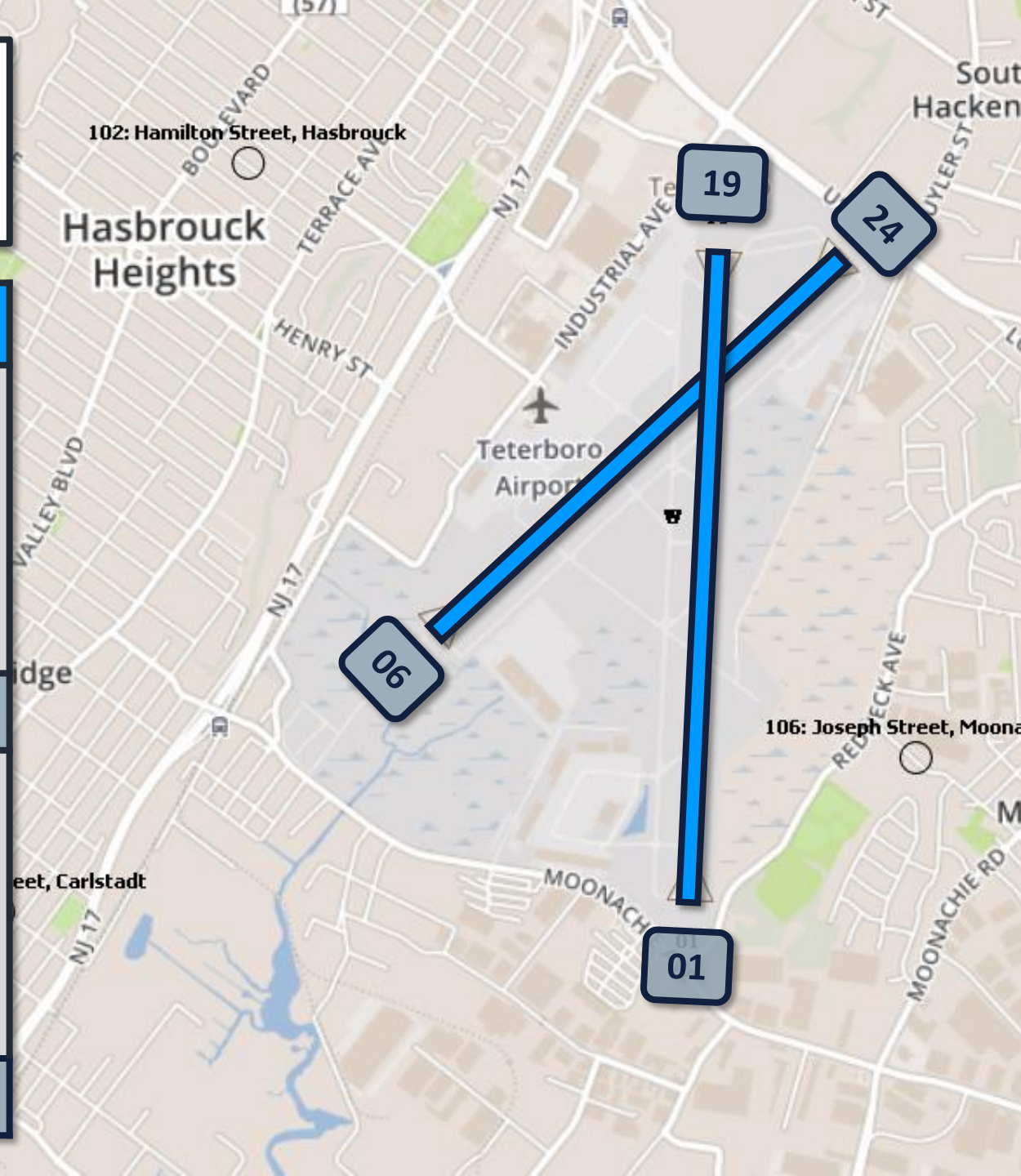
January – September 2021



Runway Utilization

January – September 2021

		Arrivals		Departures	
Runways	1	2,928	6.19%	14,731	31.85%
	19	26,201	55.41%	2,665	5.76%
	6	12,921	27.33%	1,217	2.63%
	24	5,232	11.07%	27,608	59.69%
		47,283		46,252	
Helicopter Routes	N	91	6.79%	87	6.94%
	E	142	10.60%	105	8.38%
	S	998	74.48%	964	76.94%
	W	109	8.13%	97	7.74%
		1,340		1,253	



LDN(A)

JAN – SEP 2021

RMS 102

Hamilton St.-Hasbrouck Hts.

2019	35.9
2020	34.1
2021	36.5
2020/2021:	+2.4
2019/2021:	+0.6

RMS 101

7th & Barry-Carlstadt

2019	57.7
2020	54.6
2021	57.2
2020/2021:	+2.6
2019/2021:	-0.5

RMS 103

Prospect Ave.-Hackensack

2019	61.4
2020	58.0
2021	60.3
2020/2021:	+2.3
2019/2021:	-1.1

RMS 104

Park St.-Hackensack

2019	52.4
2020	49.6
2021	51.6
2020/2021:	+2.0
2019/2021:	-0.8

RMS 105

Bogota High School-Bogota

2019	49.0
2020	47.2
2021	50.6
2020/2021:	+3.4
2019/2021:	-1.6

RMS 106

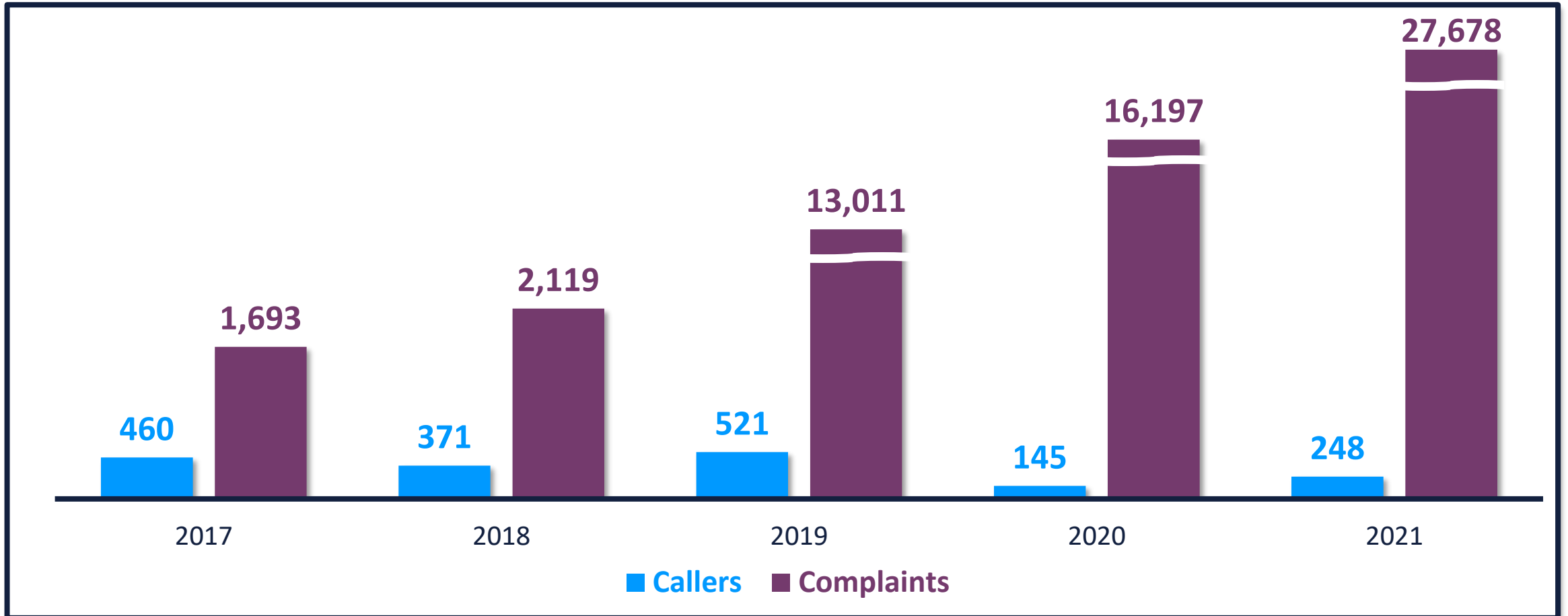
Joseph St.-Moonachie

2019	50.8
2020	47.2
2021	50.6
2020/2021:	+3.4
2019/2021:	-0.2

LDN(A) =
Day/Night
Aircraft Noise
Average

Noise Complaints

January – September 2021

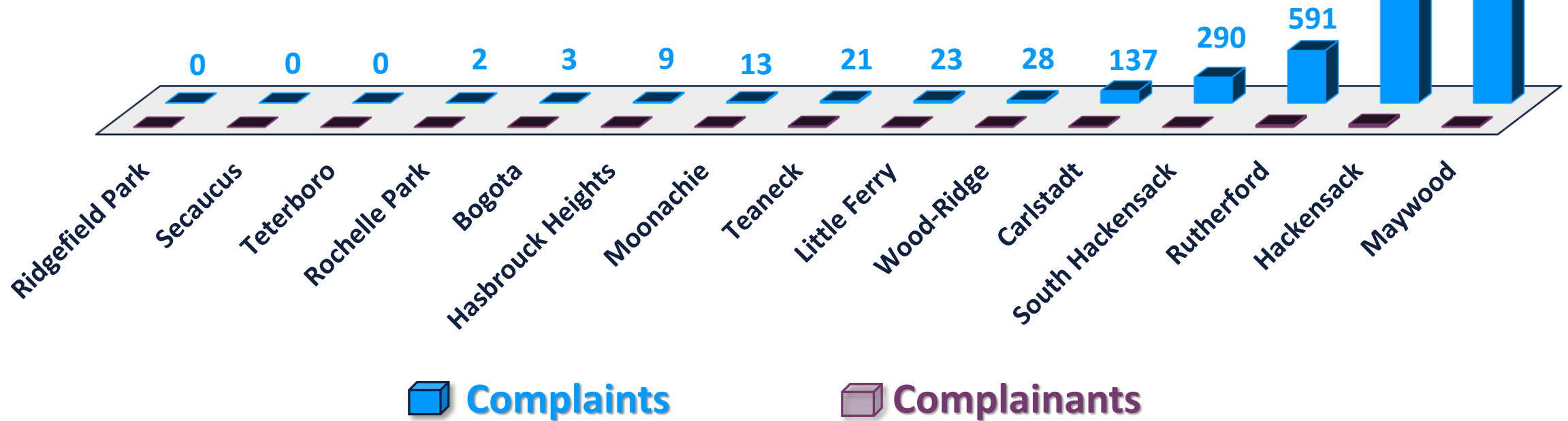


- Third Party Applications Logged 20,906 Complaints from 8 Callers for the three-quarter year 2021.

Noise Complaints: TANAAC Members

January – September 2021

Ridgefield Pk.	0	0	Bogota	3	3	Little Ferry	23	4	Rutherford	591	23
Secaucus	0	0	Hasbrouck Hts.	9	5	Wood-Ridge	28	7	Hackensack	2,627	33
Teterboro	0	0	Moonachie	13	5	Carlstadt	137	9	Maywood	21,321	7
Rochelle Park	2	1	Teaneck	21	11	S. Hackensack	290	2	Third Party	20,043	1



Noise Complaints: Non-TANAAC

January – September 2021

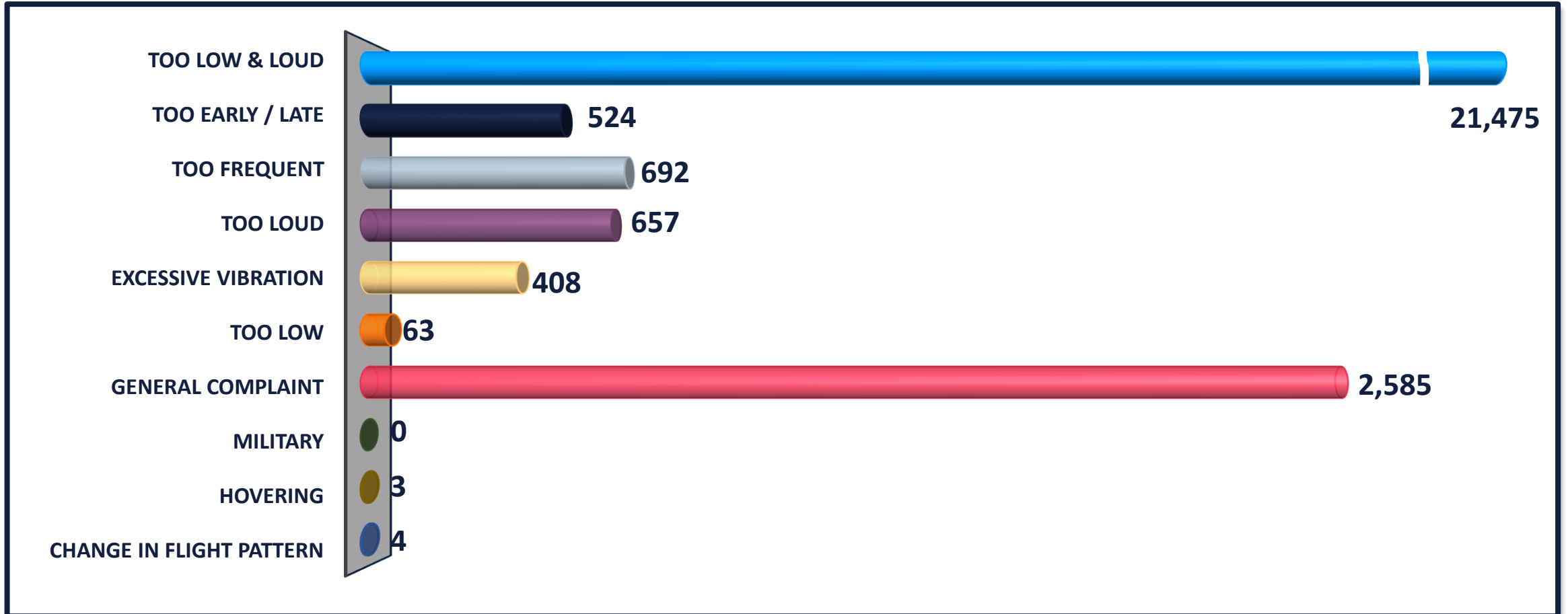
Allendale	3	20	Haskell	1	2	Passaic	1	2
Belleville	1	1	Hillsdale	6	43	Ramsey	1	2
Bergenfield	2	4	Lodi	1	12	Ridgefield	1	2
Bloomfield	1	2	Lyndhurst	3	746	River Vale	3	4
Branchburg	1	1	Mahwah	10	335	Rye Brook	1	1
Cedar Grove	1	1	Maplewood	2	4	Saddle River	2	35
Clifton	1	1	Middletown	1	1	Somerville	1	3
Closter	1	4	Montclair	3	7	South Plainfield	1	10
Cresskill	5	25	New Providence	1	1	Tenafly	2	2
Demarest	2	2	Newark	2	3	Upper Saddle River	3	13
East Rutherford	2	2	Newfoundland	1	1	Third Party	1	8
Emerson	5	13	North Bergen	1	2	Washington Township	10	18
Fairlawn	1	32	Norwood	1	1	Verona	1	2
Third Party	1	29	Nutley	6	12	Warwick	1	195
Fort Lee	1	15	Oradell	5	5	Third Party	1	8
Franklin Lakes	1	9	Paramus	5	39	Westwood	7	32
Third Party	1	2	Park Ridge	10	39	Woodcliff Lake	7	879
Glen Ridge	3	4	Purchase	3	19	Third Party	2	815
Harrison	2	4	Third party	1	1	Wyckoff	1	1

 **Complainants**

 **Complaints**

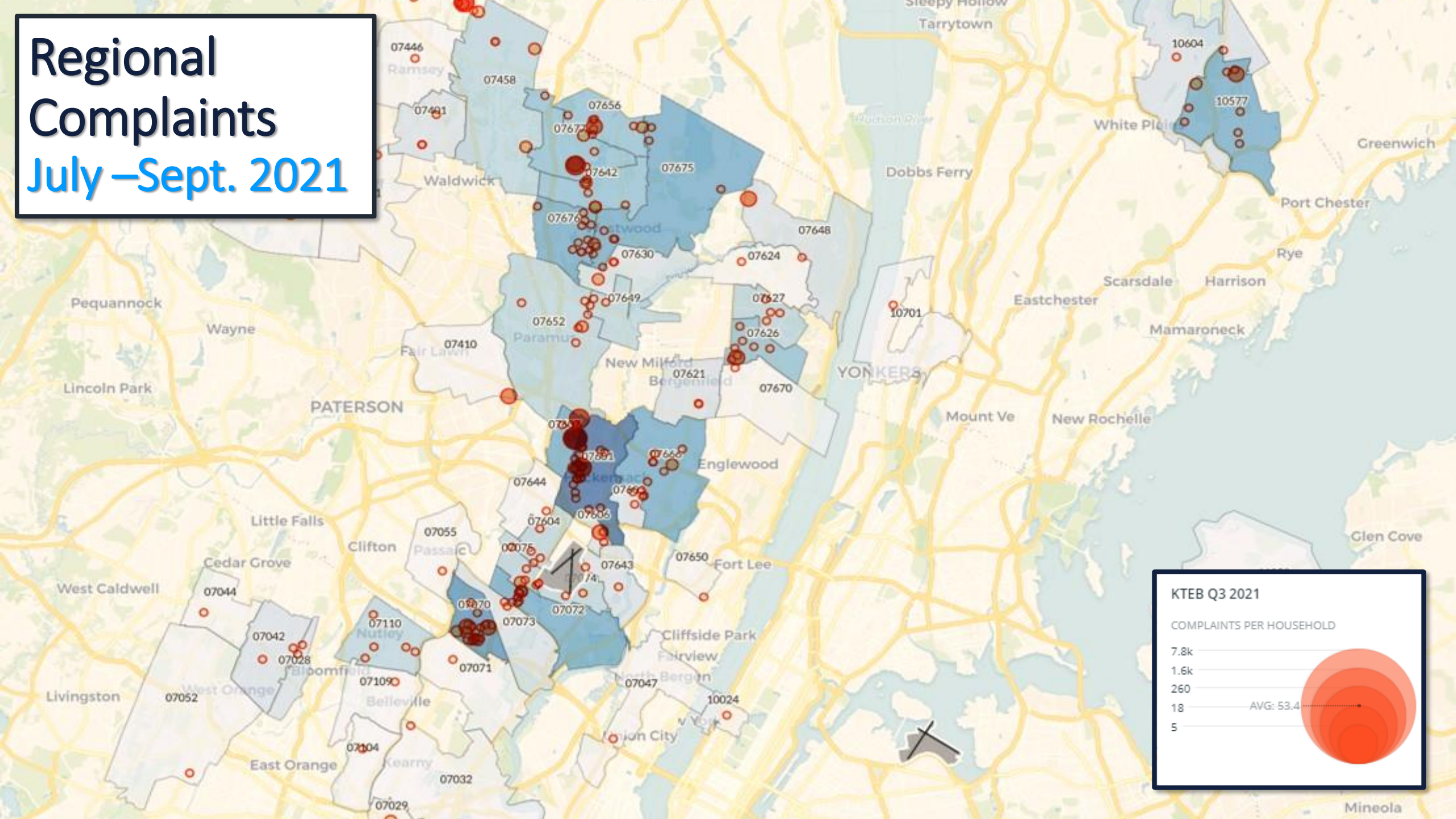
Noise Complaints: Nature of Disturbance

January – September 2021



Regional Complaints

July –Sept. 2021



Committee Comments / Questions



Congratulations Gary!

**Celebrating 30 Years of Serving
the Aviation Community.**



Thank you for your Attendance



**THE NEXT TANAAC MEETING IS SCHEDULED
FOR JANUARY 26, 2022**