



Teterboro Aircraft Noise Abatement Advisory Committee

Three – Quarter Year 2023 Meeting

October 25, 2023

TANAAC Meeting Agenda

October 25, 2023

Welcome/Introduction	Maria Sheridan - Manager, Teterboro Airport / TANAAC Co-Chair - Port Authority of NY & NJ Paul Griffo - Borough of Rutherford / TANAAC Co-Chair
Operations Update	Scott Marsh - Manager, Operations & Security, Teterboro Airport - Port Authority of NY & NJ
Old Business: <ul style="list-style-type: none">Letter of Request to FAA for proposed noise abatement measures14 CFR Part 150 NCP Update	
Noise Office Statistical Report: <ul style="list-style-type: none">Aircraft ActivityAircraft Noise ViolationsRunway UtilizationRunway 19 Offset Approach UtilizationMeasured Noise LevelsNoise Complaints	Gabriel Andino - Manager, Noise Abatement Office Teterboro Airport/Avports Michael Fiscus - Assistant Manager, Noise Abatement Office Teterboro Airport/Avports
Committee Comments / Questions	
General Discussion / Questions	



TEB Airport Operations Update

- **Scott Marsh** – Manager, Operations and Security, Teterboro Airport - Port Authority of NY & NJ



Old Business

- **Letter of Request to FAA**
- **14 CFR Part 150 NCP Update**
- **Congestion pricing**

Letter of Request to FAA for Proposed Noise Abatement Measures

Submitted to FAA in June 2023

1. Review the feasibility of developing and publishing an offset approach procedure to Runway 6.
2. Implement a Published Approach Procedure to Runway 1 and increase usage of this runway for arrivals.
3. Increase usage of the RNAV (GPS) X RWY 19 approach during daytime hours by advertising this procedure on the TEB Automatic Terminal Information Service (ATIS) as the approach in use during daytime hours on Saturdays and non-peak daytime hours on Sundays.
4. Review the feasibility of increasing aircraft altitude at the Initial Approach Fix, UNVIL, for the ILS RWY 19 and RNAV (GPS) Y RWY 19 approaches from 2,000 ft. to 3,000 ft.

An aerial photograph of an airport. In the center, there is a long, white hangar with a dark roof. Several small, white aircraft are parked on the tarmac in front of the hangar. To the left, there is a runway with white markings and a taxiway. The background shows a residential area with houses and trees. A large, semi-transparent blue banner with a black border is overlaid across the middle of the image, containing the text "14 CFR Part 150 NCP Update".

14 CFR Part 150 NCP Update

Inquiry regarding congestion pricing at TEB

- Question is related to a notice in the Federal Register dated September 10, 2013.
- The use of congestion or peak pricing at airports is allowed by FAA only under very narrow circumstances.
- In relation to traffic volume and airport capacity, an airport would be eligible to implement peak pricing if it appears in certain FAA reports regarding congestion. TEB is currently not considered by FAA to be excessively congested.
- Traffic volume at TEB is dynamic since it is utilized exclusively by General Aviation (GA) aircraft and has no scheduled airline service. Implementing a congestion or peak pricing arrangement is not practical under these circumstances.
- Current circumstances do not align with FAA criteria regarding peak pricing, so this type of arrangement would conflict with FAA regulations regarding airport access. Because of this the Port Authority will not be pursuing such a measure at this time.



Teterboro Aircraft Noise Abatement Advisory Committee
Three-Quarter Year 2023 Statistical Report
Presented by the TEB Noise Abatement Office

Gabriel Andino
Manager
Noise Abatement &
Environmental Compliance

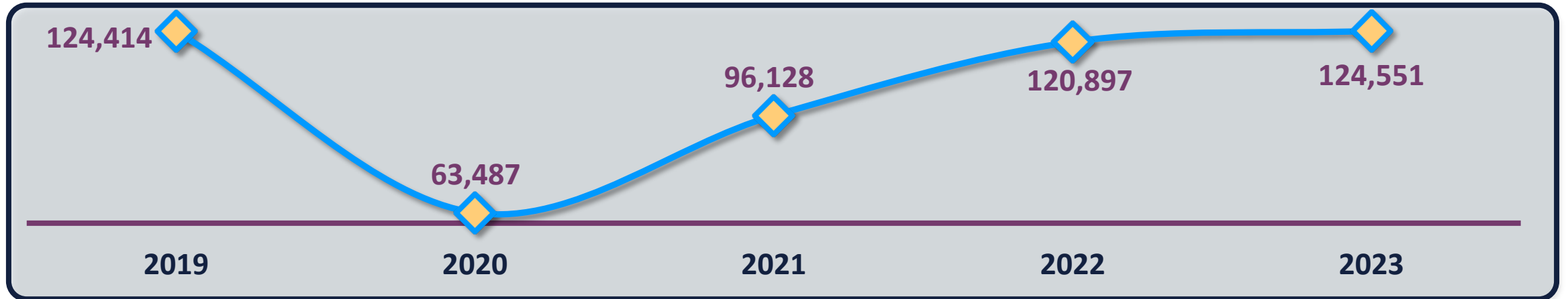
Michael Fiscus
Asst. Manager
Noise Abatement &
Environmental Compliance

Operator Outreach: NBAA – Business Aviation Convention and Exhibition



Airport Activity Report

January – September 2023

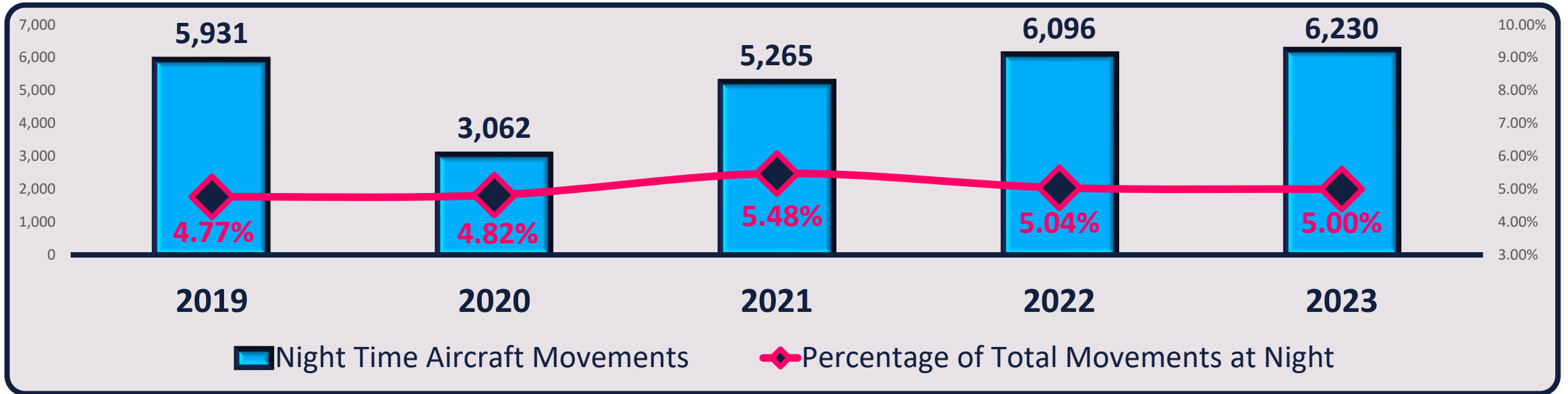


Movements	2019	2020	2021	2022	2023	2019/2020	2020/2021	2021/2022	2022/2023
Props	3,887	2,883	3,457	3,654	3,874	-25.83%	19.91%	5.70%	6.02%
Turbo-Props	10,638	5,429	7,966	10,132	10,220	-48.97%	46.73%	27.19%	0.87%
Helicopters	5,959	2,045	2,668	3,924	4,258	-65.68%	30.46%	47.08%	8.51%
Jets	103,342	52,944	81,737	102,791	105,726	-48.77%	54.38%	25.76%	2.86%
Totals:	124,414	63,487	96,128	120,897	124,551	-48.97%	51.41%	25.77%	3.02%

❖ Total Aircraft Movements are Inclusive of Missed Approaches and Aborted Take-Offs.

Airport Activity Report

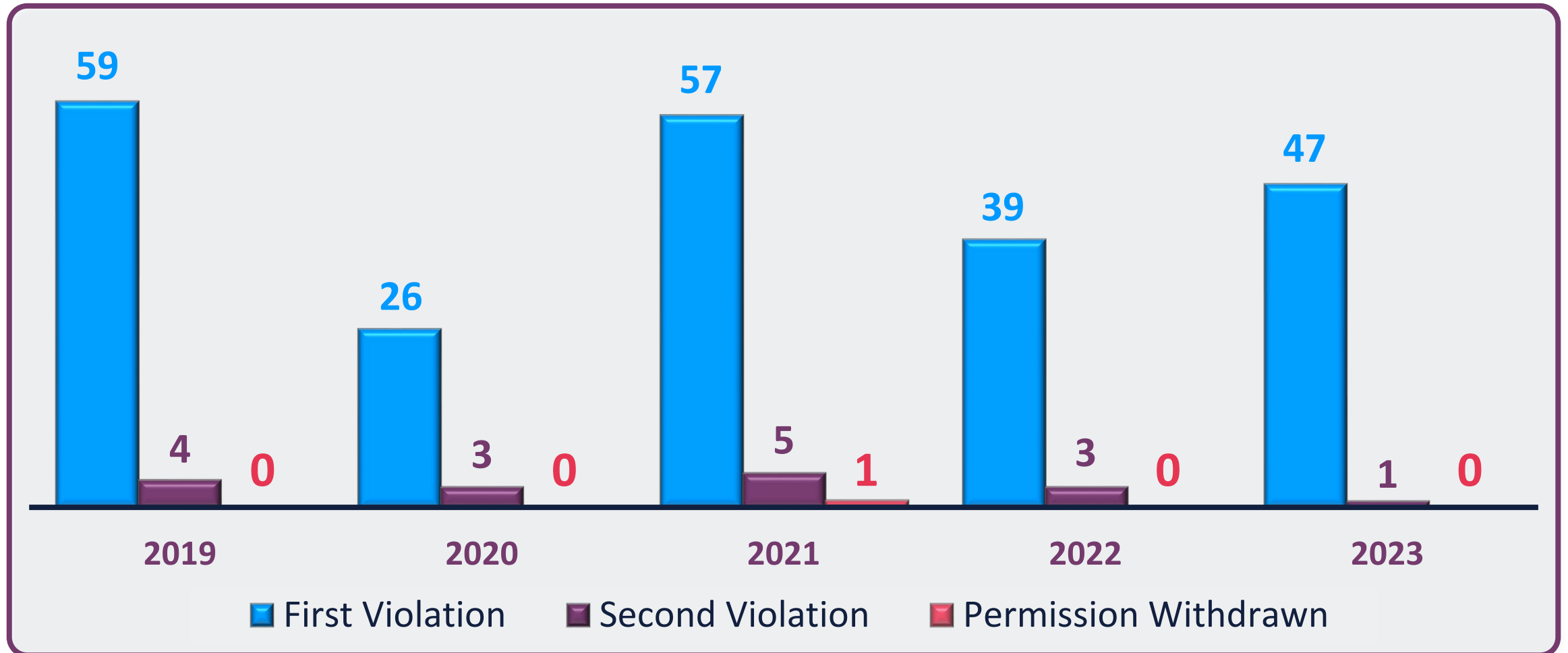
January – September 2023 (11:00p.m. – 6:00a.m.)



Year	Nighttime Aircraft Movements	Total Aircraft Movements	% of Total Movements at Night
2019	5,931	124,414	4.77%
2020	3,062	63,487	4.82%
2021	5,265	96,128	5.48%
2022	6,096	120,897	5.04%
2023	6,230	124,551	5.00%

Noise Violations

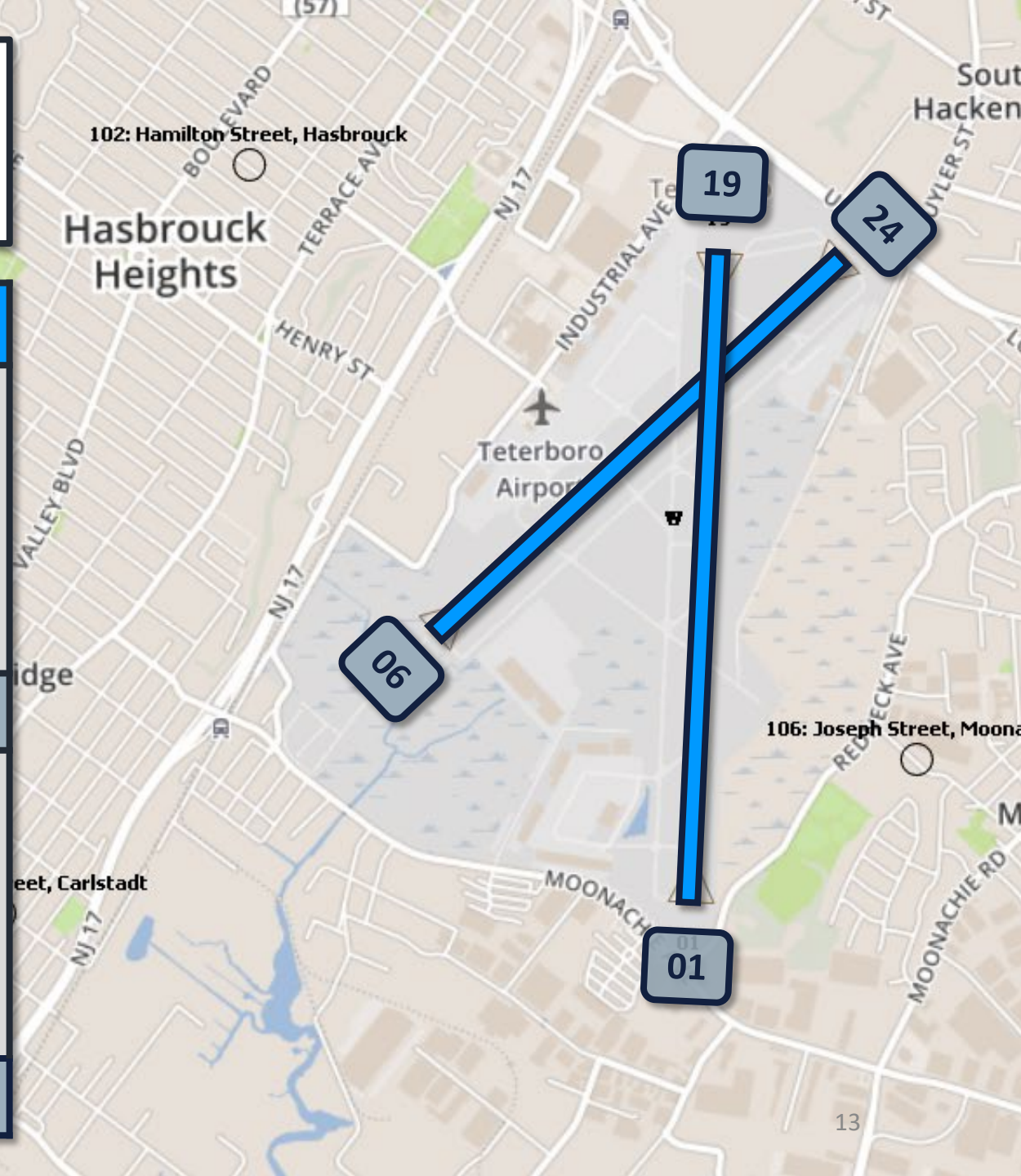
January – September 2023



Runway Utilization

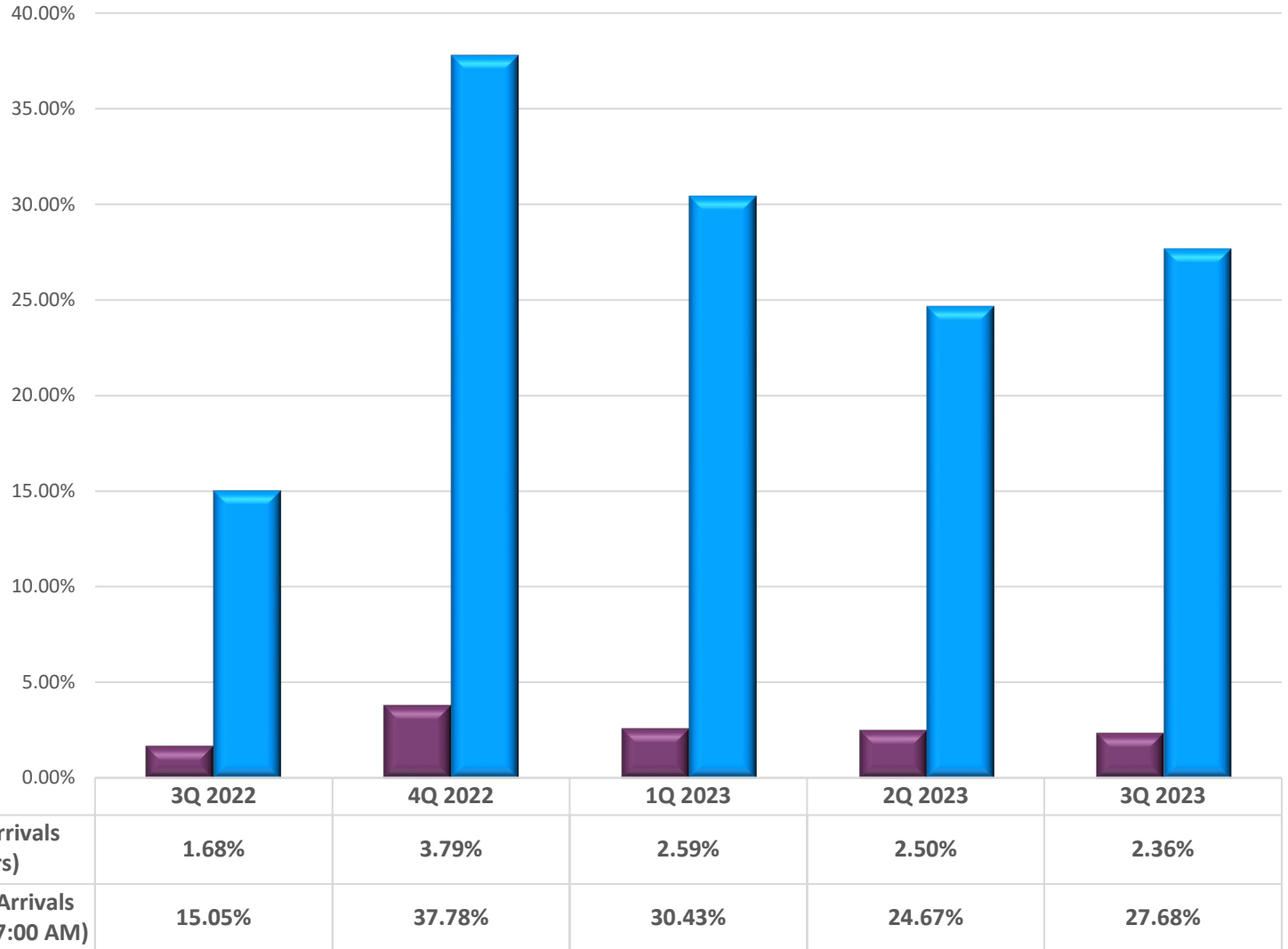
January – September 2023

		Arrivals		Departures	
Runways	1	3,320	5.50%	22,006	36.75%
	19	31,255	51.74%	2,339	3.91%
	6	20,009	33.13%	2,264	3.78%
	24	5,819	9.63%	33,278	55.57%
		60,403		59,887	
Helicopter Routes	N	116	5.51%	133	6.39%
	E	220	10.45%	198	9.51%
	S	1,630	77.43%	1,621	77.82%
	W	139	6.60%	131	6.29%
		2,105		2,083	



RNAV (GPS) X Runway 19 Offset Approach Utilization

Quarter Year	RWY 19 Arrivals (All Hours)	RNAV (GPS) X Arrivals (All Hours)	RWY 19 Arrivals (2200 - 0700)	RNAV (GPS) X Arrivals (2200 - 0700)
3Q 2021	12,734	120	1,216	115
4Q 2021	13,104	21	1,129	8
1Q 2022	8,965	79	767	76
2Q 2022	11,486	193	1,203	181
3Q 2022	11,686	443	1,146	433
4Q 2022	11,612	333	1,081	329
1Q 2023	8,105	215	711	209
2Q 2023	12,025	301	1,196	295
3Q 2023	10,049	237	849	235



Availability of the RNAV (GPS) X Runway 19 approach is dependent on several factors including weather, visibility, and air traffic volume.

DNL(A)

Jan. – Sep. 2023

■ DNL(A) = Day/Night Aircraft Noise Average

RMS 103
Prospect Ave.-Hackensack

2022	61.1
2023	60.4
2022/2023:	-0.7

RMS 104
Park St.-Hackensack

2022	51.9
2023	53.0
2022/2023:	+1.1

RMS 105
Bogota High School-Bogota

2022	47.1
2023	47.8
2022/2023:	+0.7

RMS 102
Hamilton St.-Hasbrouck Hts.

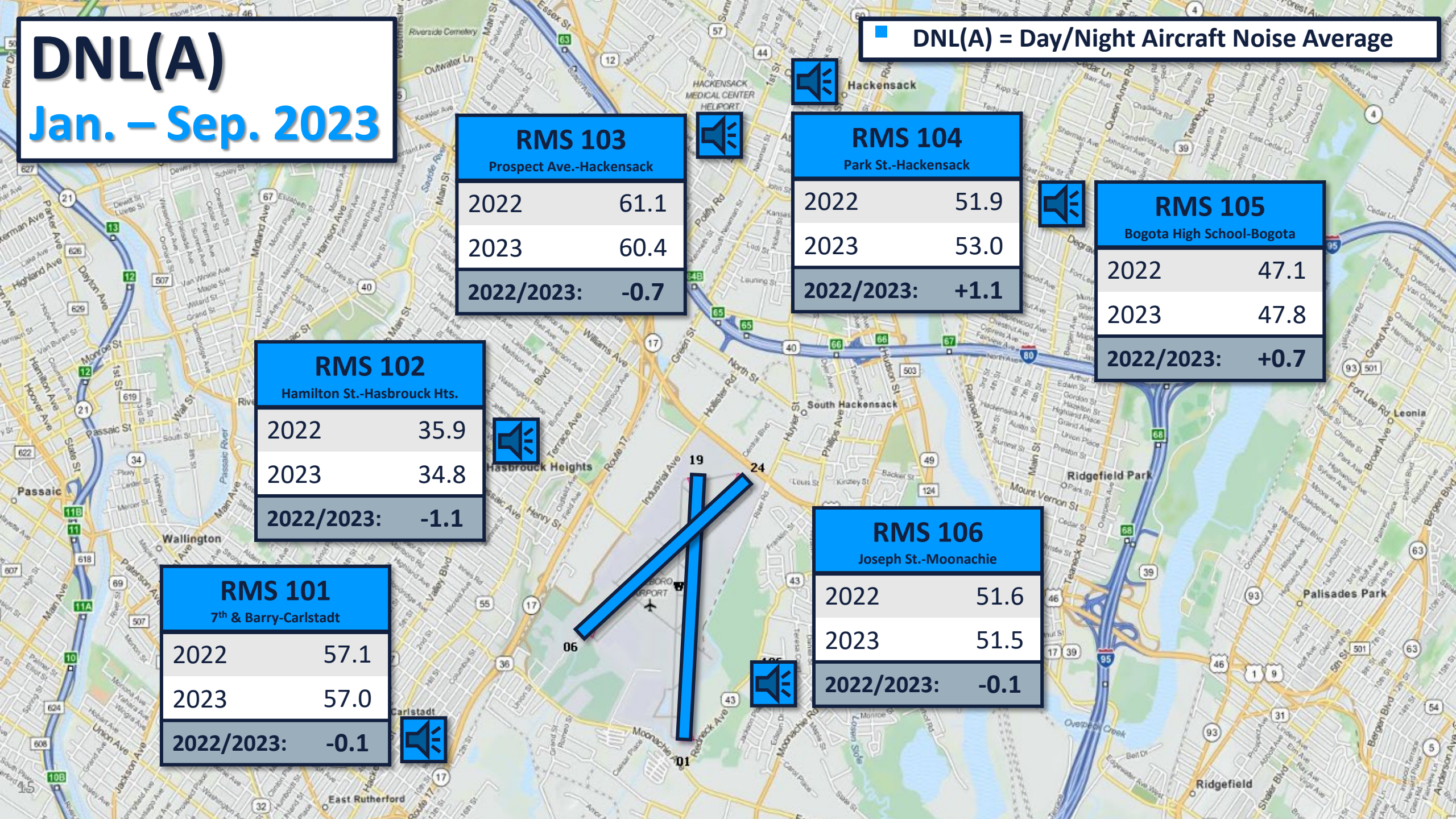
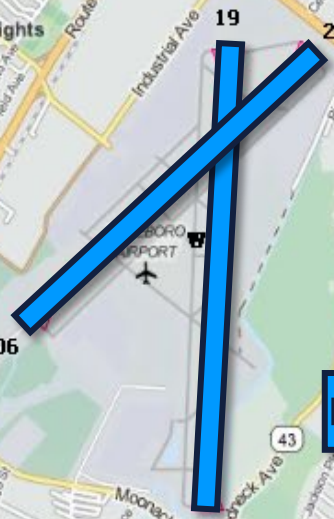
2022	35.9
2023	34.8
2022/2023:	-1.1

RMS 101
7th & Barry-Carlstadt

2022	57.1
2023	57.0
2022/2023:	-0.1

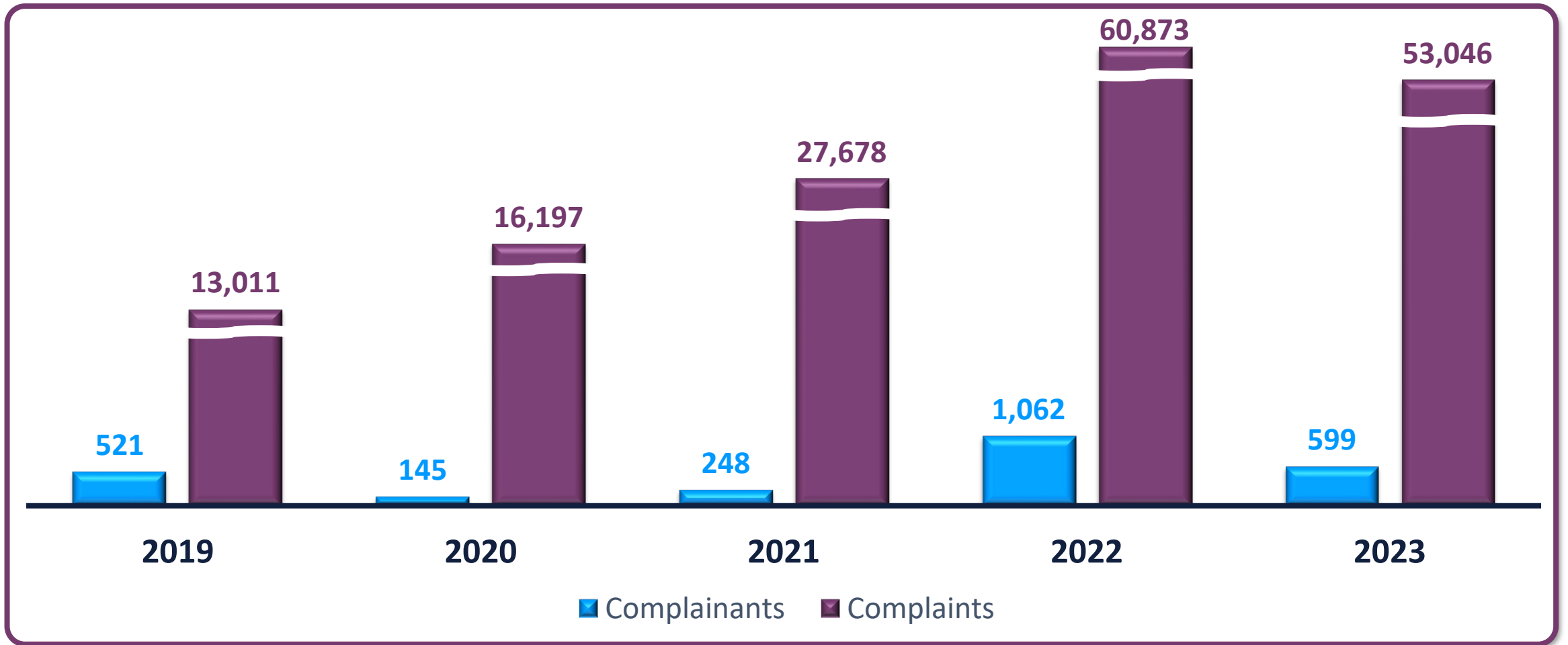
RMS 106
Joseph St.-Moonachie

2022	51.6
2023	51.5
2022/2023:	-0.1



Noise Complaints

January – September 2023

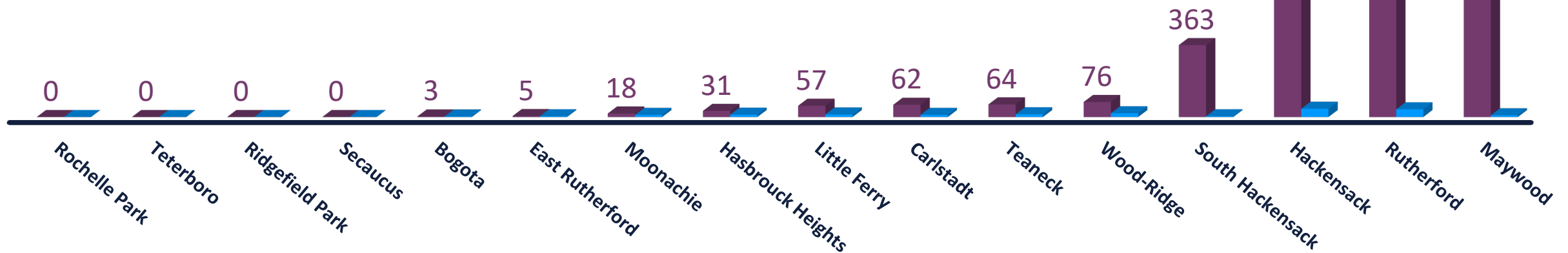


- Third Party Applications Logged 26,093 Complaints from 34 Complainants.

Noise Complaints: TANAAC Members

January – September 2023

Rochelle Park	0	0	East Rutherford	4	5	Hasbrouck Heights	12	31	Hackensack	42	2,257
Teterboro	0	0	Moonachie	11	18	Carlstadt	11	62	Third Party	6	1,783
Ridgefield Park	0	0	Third Party	1	1	Teaneck	14	64	Rutherford	39	2,619
Secaucus	0	0	Little Ferry	13	57	Wood-Ridge	19	76	Maywood	9	22,200
Bogota	3	3	Third Party	3	34	South Hackensack	4	363	Third Party	1	21,899



 **Complainants**

 **Complaints**

Noise Complaints: Non-TANAAC - Jan.-Sep. 2023


Airmont	1	1	Garfield	1	1	North Bergen	1	2	South Salem	2	263
Allendale	3	5	Glen Head	1	1	North Haledon	3	3	Third Party	2	261
Alpine	1	2	Glen Ridge	1	1	Northport	1	2	Stanhope	1	73
Basking Ridge	1	1	Green Brook	2	2	Norwood	8	9	Staten Island	4	19
Belleville	3	22	Harrison	1	1	Nutley	4	6	Tenafly	18	1,287
Bergenfield	10	72	Third Party	1	1	Oradell	4	21	Third Party	1	1,181
Bloomfield	4	18	Hawthorne	1	3	Third Party	1	1	Upper Saddle River	25	362
Boonton	4	29	Hewitt	1	369	Paramus	10	15	Third Party	4	71
Cedar Grove	2	2	Hillsdale	14	36	Park Ridge	18	136	Vauxhall	2	53
Closter	11	13	Huntington	1	2	Pearl River	1	1	Walden	1	1
Cranford	1	1	Islip	1	3	Purchase	4	130	Waldwick	1	2
Cresskill	9	946	Kearny	1	1	Third Party	4	130	Washington Township	6	70
Third Party	2	286	Kenilworth	1	1	Ramsey	4	4	West Orange	1	3
Demarest	33	108	Lake Hopatcong	1	1	Ridgefield	1	10	Westfield	1	1
Emerson	11	436	Lyndhurst	23	3,283	Ridgewood	1	1	Westwood	11	64
Englewood Cliffs	11	13	Mahwah	27	260	River Edge	1	1	Woodcliff Lake	34	687
Fair Lawn	1	1	Monroe Township	1	1	River Vale	8	21	Third Party	3	358
Flushing	1	2	Montclair	5	10	Third Party	1	1	Wurtsboro	3	3
Fort Lee	1	5	Montvale	12	23	Rockaway	2	563	Wyckoff	5	24
Franklin	1	1	New Milford	2	2	Saddle River	1	96	Yonkers	1	8
Franklin Lakes	3	81	New York	1	2	South Orange	3	4	Third Party	1	8
Third Party	3	77	Newark	17	15,584						

 **Complainants**

 **Complaints**

Noise Complaints: Nature of Disturbance

January – September 2023



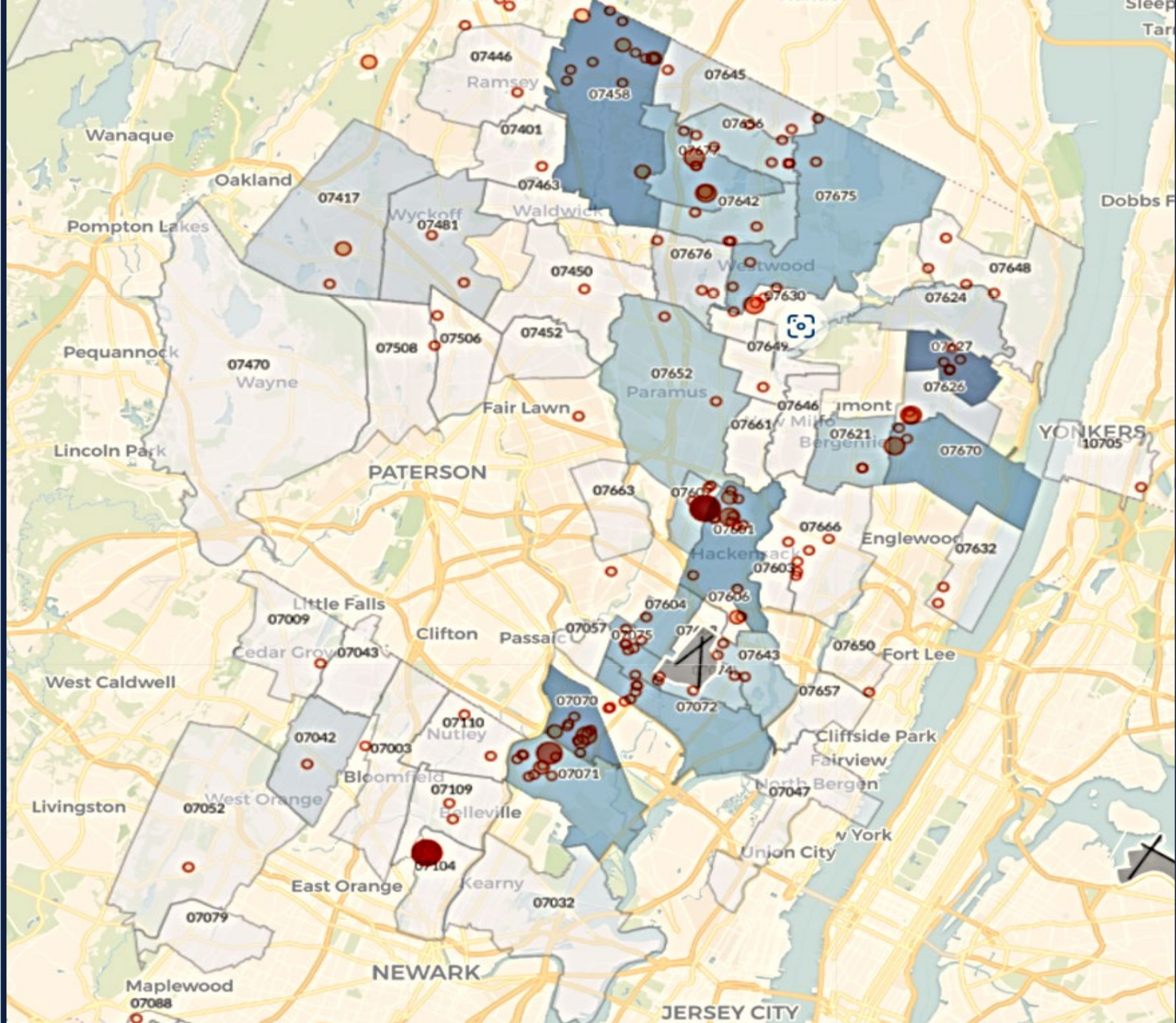
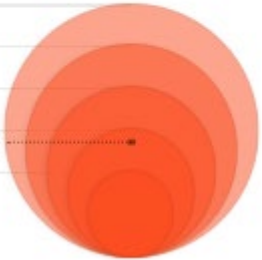
Regional Complaints

3rd Quarter 2023

KTEB Q3 2023

5.3k
1.5k
634
97
19

AVG: 80.1





Committee Comments / Questions

General Discussion / Questions



Thank you for your Attendance



**THE NEXT TANAAC MEETING IS SCHEDULED
FOR JANUARY 24, 2024**